

# DF150/175

DF150T/Z

DF175T/Z



OUTBOARD MOTOR

E01/E40

2012-1

2<sup>ND</sup> EDITION

This part catalogue supersedes all the following part catalogue with immediate effect

Model of catalogue	Parts catalogue No.
DF150/175 E01 1ST EDIT.	9900B-45231

## PREFACE

When it becomes necessary to replace parts on SUZUKI OUTBOARD MOTORS, always use SUZUKI GENUINE PARTS which have passed a strict inspection which guarantees quality and performance.

This parts catalogue covers the list of all service parts for SUZUKI DF150/175 production start 2011.

### INSTRUCTIONS FOR QUOTING THE CATALOGUE

#### 1. DIMENSIONS

Dimensions of the parts in this catalogue are indicated in unit millimeters.

#### 2. ABBREVIATIONS

Abbreviations used in this catalogue are as follows:

AR	: As required	NT	: Number of teeth
ASSY	: Assembly	OPT	: Optional
E.NO.	: Engine number	OS	: Over size
F.NO.	: Frame number	STD	: Standard
D	: Diameter of material	T	: Thickness
ID	: Inside diameter	US	: Under size
OD	: Outside diameter	W	: Width
L	: Length	W/	: With
LH(PORT)	: Left hand side	L,X	: Transom type
RH(STBD)	: Right hand side	SUS	: Stainless steel
~ 123456	: Up to E.NO.15002F-123456	PTT	: Power trim and tilt
123456 ~	: From E.NO.15002F-123456		
12 x 34 x 5.6	..... Figures in the description column		
	show the dimensions of parts.		
ID OD T(or W,L)			

12345-56781 (Parts No.) : indicates that the parts number was changed to 12345-56781 and the new parts are interchangeable with the former ones but the former ones are not interchangeable with new ones.

12345-56781 (Parts No.) : indicates that the former and new parts are interchangeable with each other and both are usable.

#### 3. INNER PARTS OF ASSEMBLY

Part name with a dot (.) in front as shown in the description column indicates the component of the assembly also available individually.

#### 4. MODIFICATION NOTICE

A parts bulletin will be sent to you on all occasions when changes in parts occur, including interchangeable modifications between new parts and old ones.

#### 5. NOTE

5-1. There are some different parts from those of production models among spare parts for the administrative reasons and common use of them with other models.

5-2. In respect of rubber hoses and vinyl tubes, please be sure to use them by cutting off according to the length mentioned on parts catalogue or what is actually required on the vehicle.

5-3. Note that the drawings on the illustration page are for ready reference of spare parts number, not to be used as an assembly manual.  
When assembling, use "SUZUKI SERVICE MANUAL".

#### 6. MODEL NAME AND ENGINE NUMBER

MODEL	DESTINATION	TYPE	TRANSOM	ENGINE No.
DF150T	E01,E40	15002F	L,X	15002F-210001 ~
DF150Z	E01,E40	15002Z	L,X	15002Z-210001 ~
DF175T	E01,E40	17502F	L,X	17502F-210001 ~
DF175Z	E01,E40	17502Z	L,X	17502Z-210001 ~

COLOR CHART  
TABLEAU DES COULEURS

[illegible][illegible]



MILLIMETER → INCH CONVERSION CHART

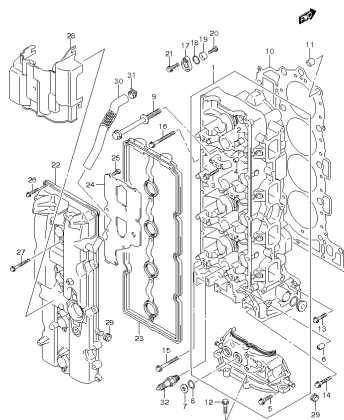
	0	1	2	3	4	5	6	7	8	9
00	.000	.039	.079	.118	.157	.197	.236	.276	.315	.354
10	.394	.433	.472	.512	.551	.591	.630	.669	.709	.748
20	.787	.827	.866	.906	.945	.984	1.024	1.063	1.102	1.142
30	1.181	1.220	1.260	1.299	1.339	1.378	1.417	1.457	1.496	1.535
40	1.575	1.614	1.654	1.693	1.732	1.772	1.811	1.850	1.890	1.929
50	1.969	2.008	2.047	2.087	2.126	2.165	2.205	2.214	2.283	2.323
60	2.362	2.402	2.441	2.480	2.520	2.559	2.598	2.638	2.677	2.717
70	2.756	2.795	2.835	2.874	2.913	2.953	2.992	3.031	3.071	3.110
80	3.150	3.189	3.228	3.268	3.307	3.346	3.386	3.425	3.465	3.504
90	3.543	3.583	3.622	3.661	3.701	3.740	3.780	3.819	3.858	3.898

How to read

	0	1	2	3	4
00	...	...	...	...	...
10	...	...	...	...	...
20	...	...	...	0.906	...
30	...	...	...	...	...

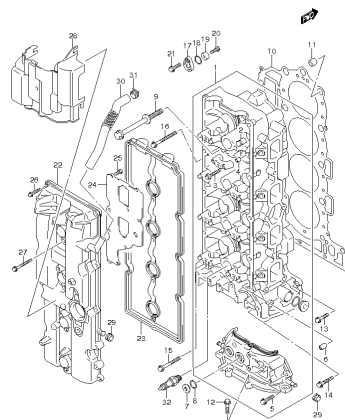
23 millimeters equal 0.906 inch

FIG.1



DF150 175 E01 012\_001  
CYLINDER HEAD

FIG.2



DF150 175 E01 012\_002  
CYLINDER HEAD

FIG.3

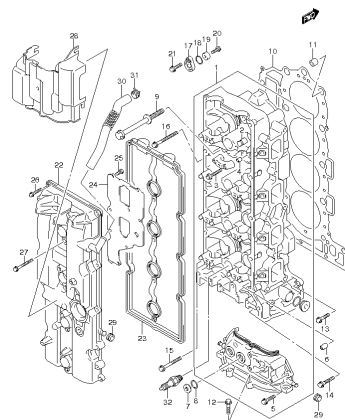
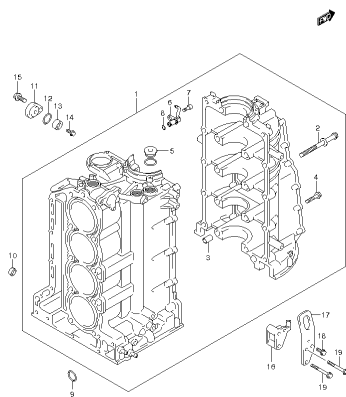
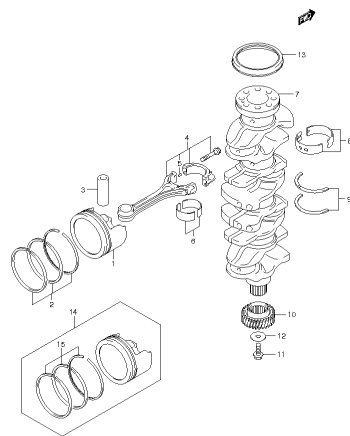


FIG.9



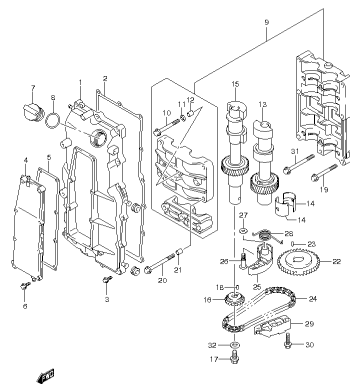
DF150 175 E01 012\_009  
CYLINDER BLOCK

FIG.10



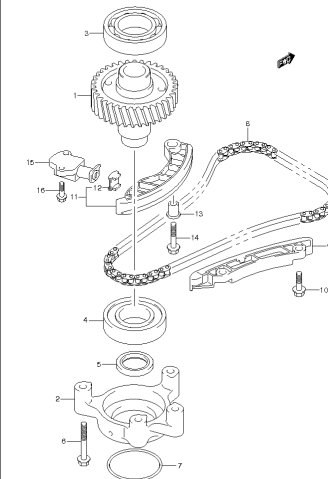
DF150 175 E01 012\_010  
CRANKSHAFT

FIG.11



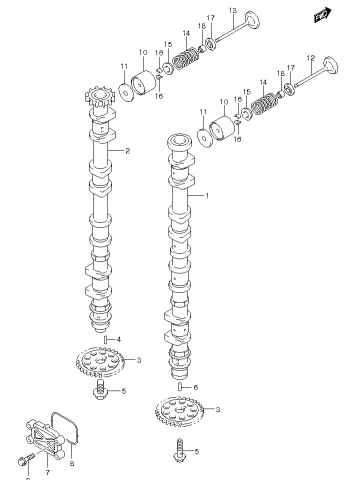
DF150 175 E01 012\_011  
BALANCER

FIG.12



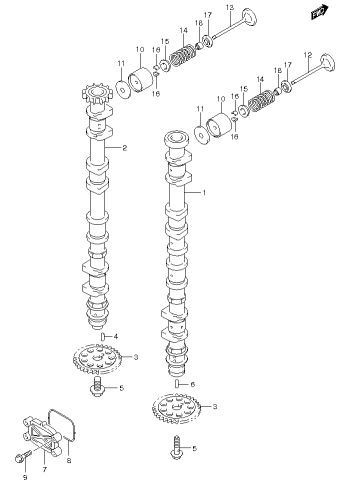
DF150 175 E01 012\_012  
TIMING CHAIN

FIG.13



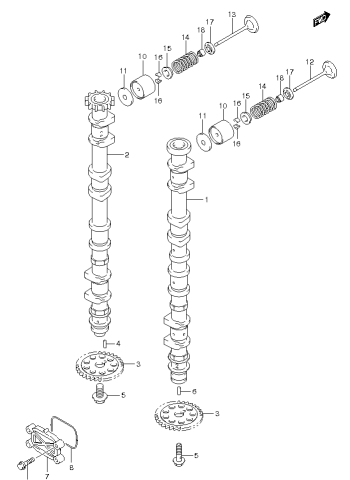
DF150 175 E01 012\_013  
CAMSHAFT

FIG.14



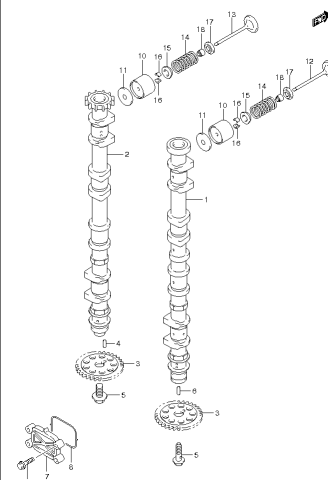
DF150 175 E01 012\_014  
CAMSHAFT

FIG.15



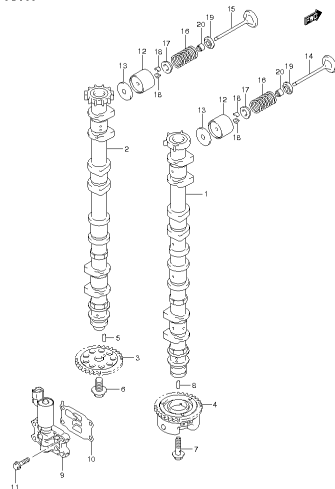
DF150 175 E01 012\_015  
CAMSHAFT

FIG.16



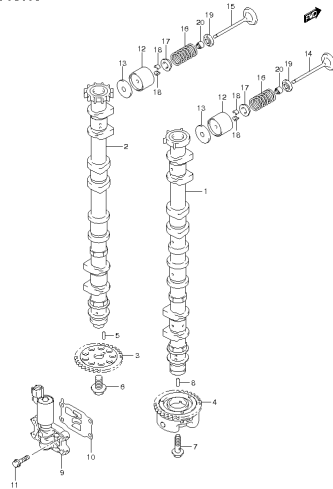
DF150 175 E01 012\_016  
CAMSHAFT

FIG.17



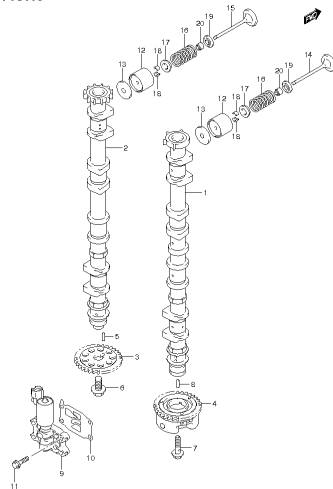
DF150 175 E01 012\_017  
CAMSHAFT

FIG.18



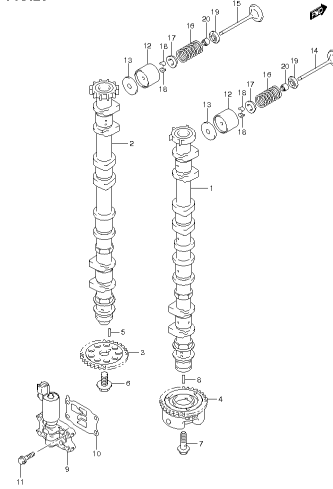
DF150 175 E01 012\_018  
CAMSHAFT

FIG.19



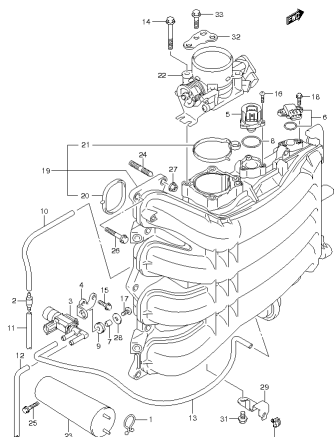
DF150 175 E01 012\_019  
CAMSHAFT

FIG.20



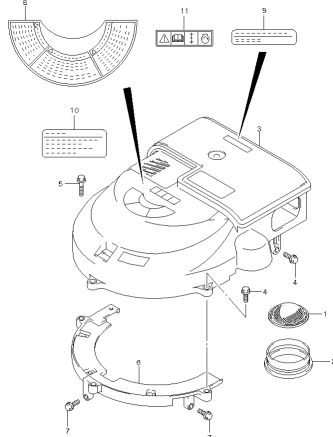
DF150 175 E01 012\_020  
CAMSHAFT

FIG.21



DF150 175 E01 012\_021  
INTAKE MANIFOLD/THROTTLE BODY

FIG.22



DF150 175 E01 012\_022  
SILENCER/RING GEAR COVER

FIG.23

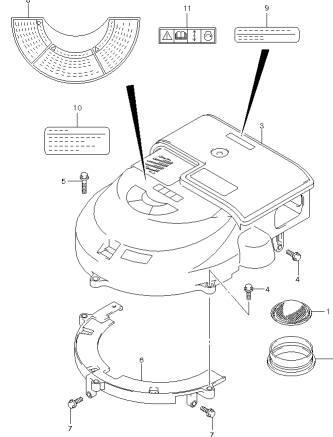
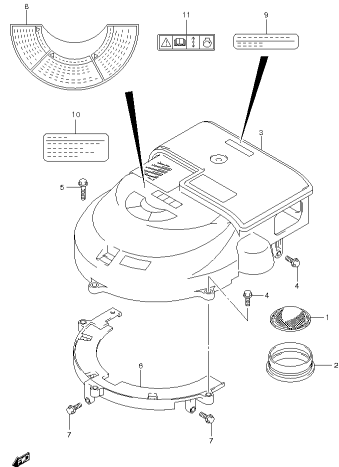
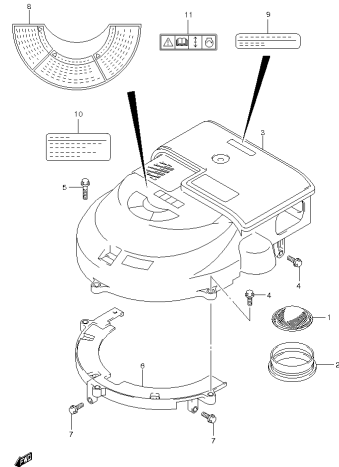


FIG.25



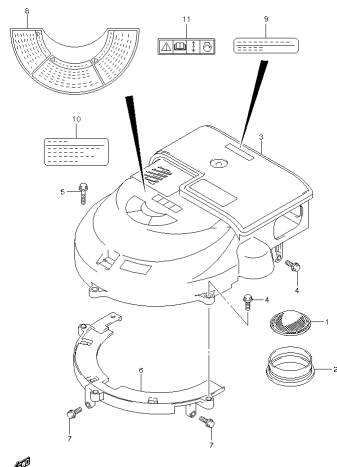
DF150 175 E01 012\_065  
SILENCER RING GEAR COVER

FIG.26



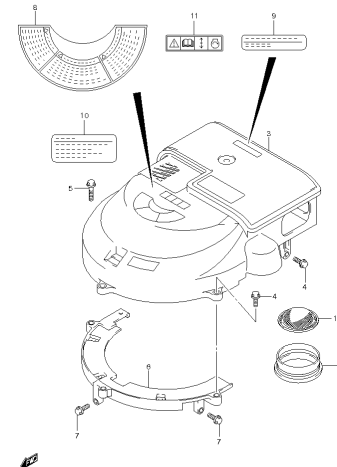
DF150 175 E01 012\_066  
SILENCER RING GEAR COVER

FIG.27



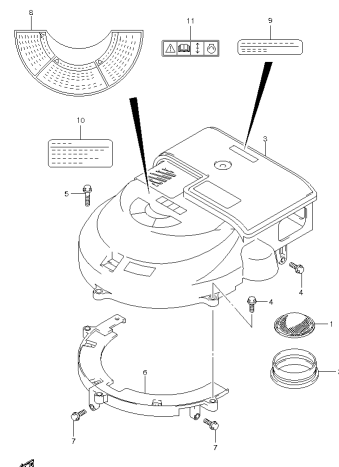
DF150 175 E01 012\_067  
SILENCER RING GEAR COVER

FIG.28



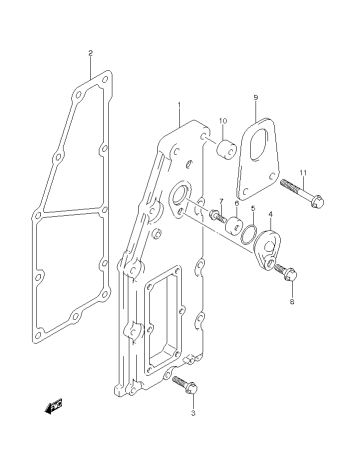
DF150 175 E01 012\_068  
SILENCER RING GEAR COVER

FIG.29



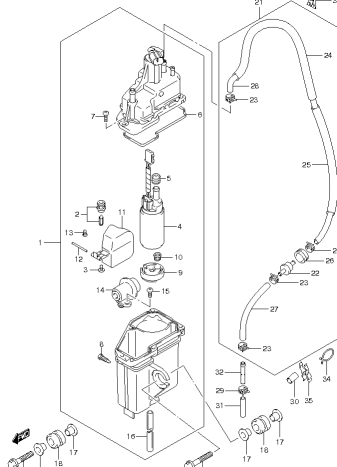
DF150 175 E01 012\_069  
SILENCER RING GEAR COVER

FIG.30



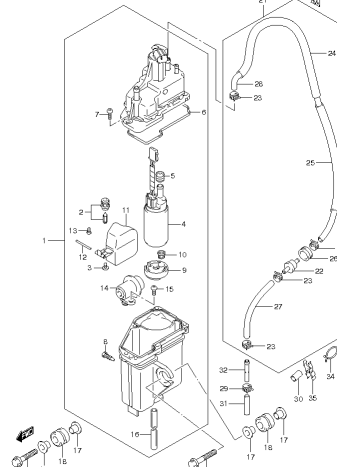
DF150 175 E01 012\_030  
EXHAUST COVER

FIG.31



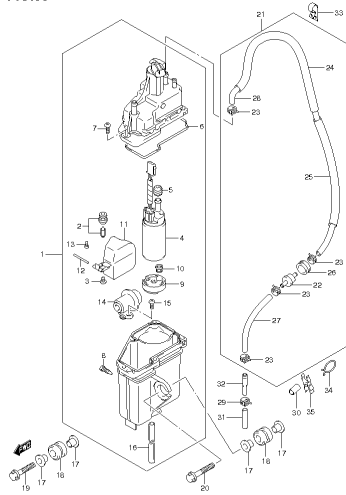
DF150 175 E01 012\_031  
FUEL VAPOR SEPARATOR

FIG.32



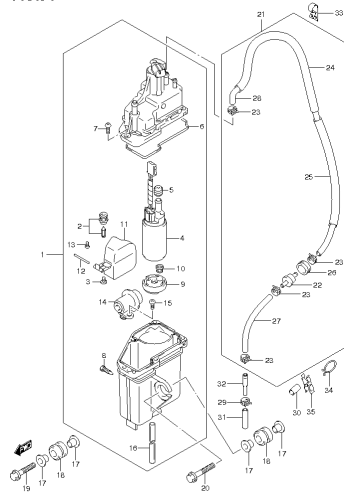
DF150 175 E01 012\_032  
FUEL VAPOR SEPARATOR

FIG.33



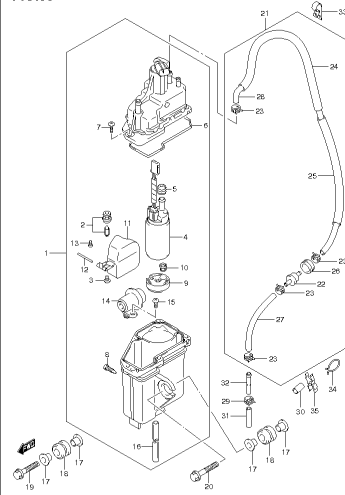
DF150 175 E01 012\_03  
FUEL VAPOR SEPARATOR

FIG.34



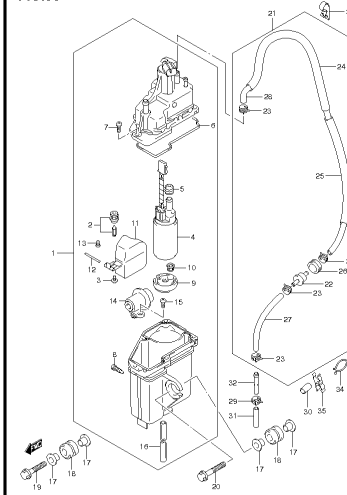
DF150 175 E01 012\_04  
FUEL VAPOR SEPARATOR

FIG.35



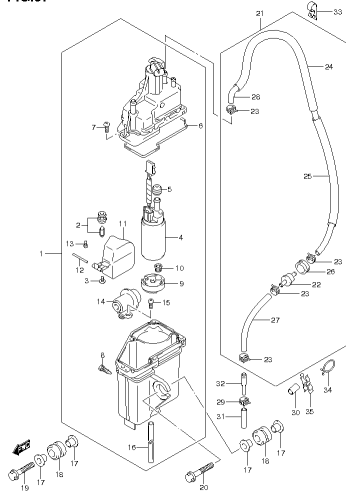
DF150 175 E01 012\_05  
FUEL VAPOR SEPARATOR

FIG.36



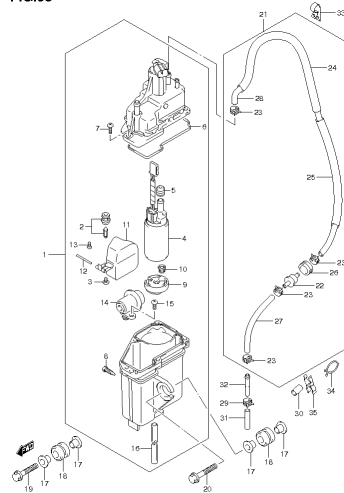
DF150 175 E01 012\_06  
FUEL VAPOR SEPARATOR

FIG.37



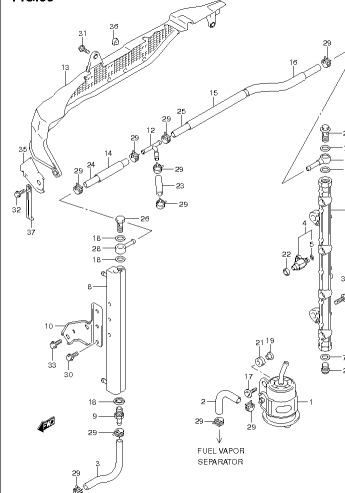
DF150 175 E01 012\_07  
FUEL VAPOR SEPARATOR

FIG.38



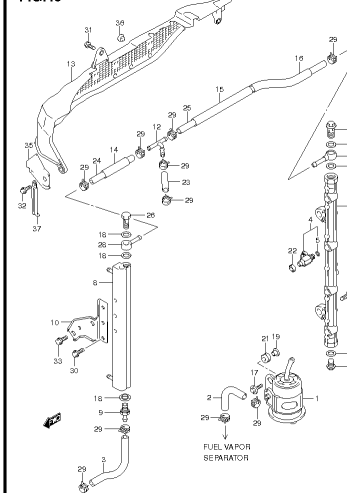
DF150 175 E01 012\_08  
FUEL VAPOR SEPARATOR

FIG.39



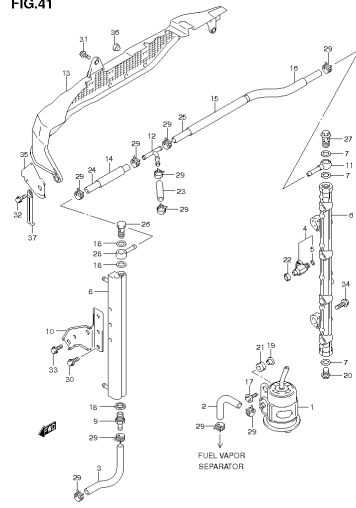
DF150 175 E01 012\_09  
FUEL INJECTOR

FIG.40



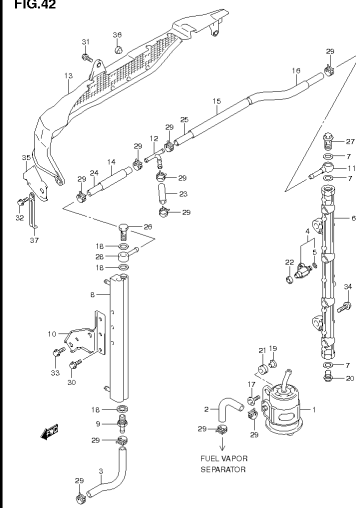
DF150 175 E01 012\_040  
FUEL INJECTOR

FIG.41



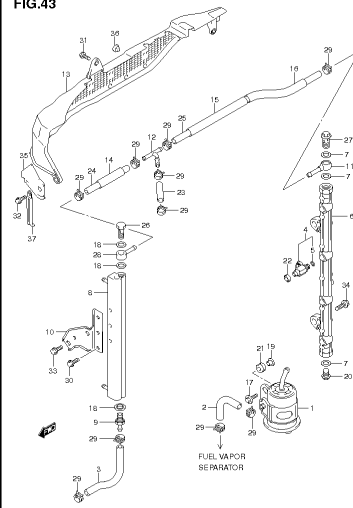
DF150 175 E01 012\_041  
FUEL INJECTOR

FIG.42



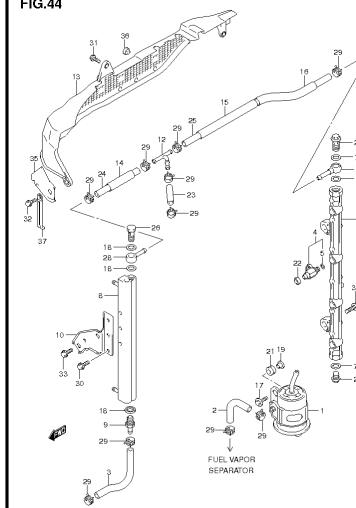
DF150 175 E01 012\_042  
FUEL INJECTOR

FIG.43



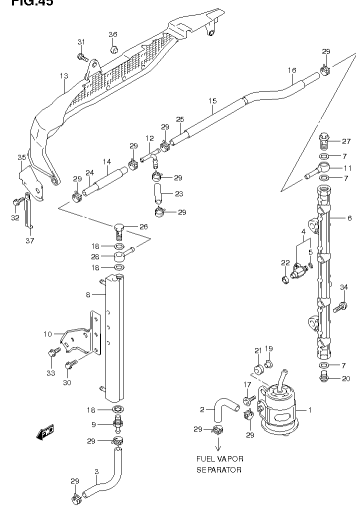
DF150 175 E01 012\_043  
FUEL INJECTOR

FIG.44



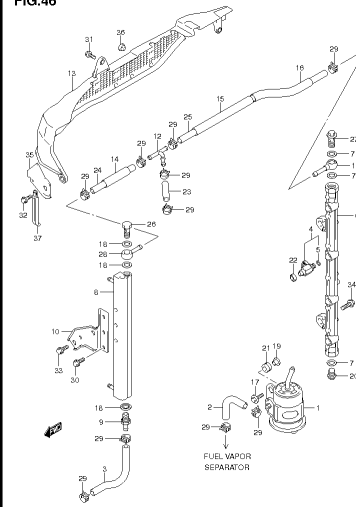
DF150 175 E01 012\_044  
FUEL INJECTOR

FIG.45



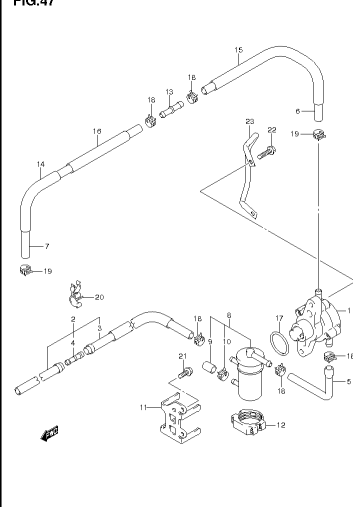
DF150 175 E01 012\_045  
FUEL INJECTOR

FIG.46



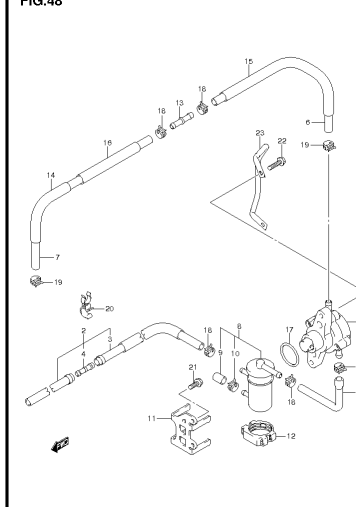
DF150 175 E01 012\_046  
FUEL INJECTOR

FIG.47



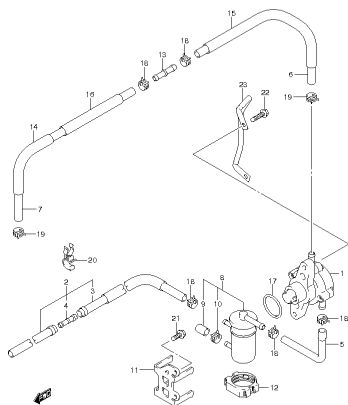
DF150 175 E01 012\_047  
FUEL PUMP

FIG.48



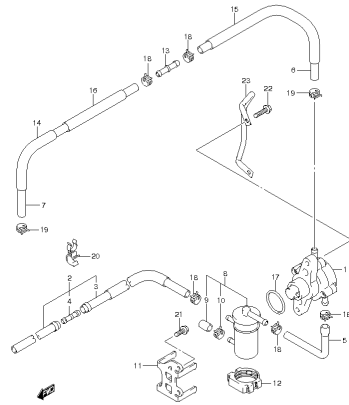
DF150 175 E01 012\_048  
FUEL PUMP

FIG.49



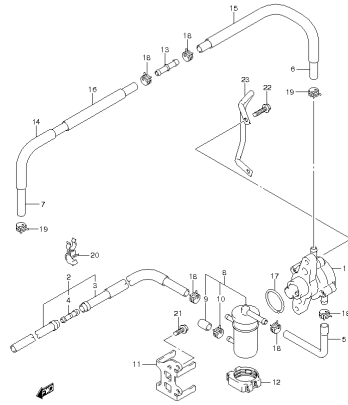
DF150 175 E01 012\_049  
FUEL PUMP

FIG.50



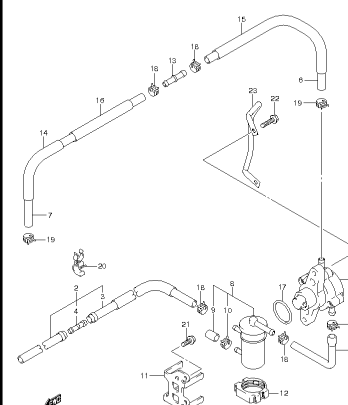
DF150 175 E01 012\_050  
FUEL PUMP

FIG.51



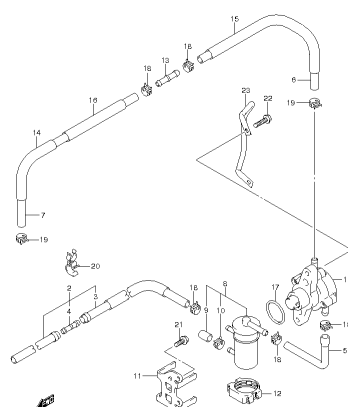
DF150 175 E01 012\_051  
FUEL PUMP

FIG.52



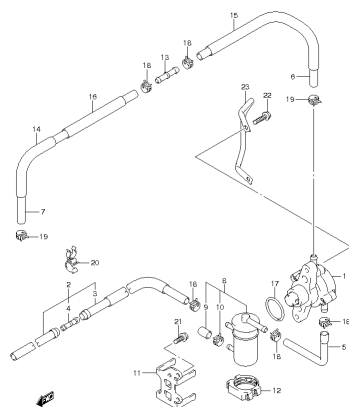
DF150 175 E01 012\_052  
FUEL PUMP

FIG.53



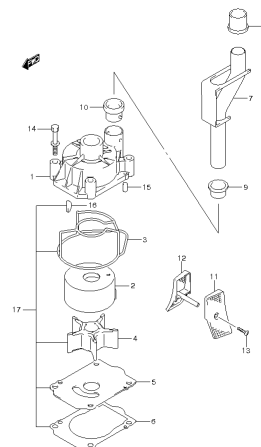
DF150 175 E01 012\_053  
FUEL PUMP

FIG.54



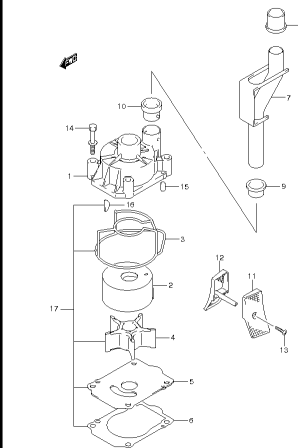
DF150 175 E01 012\_054  
FUEL PUMP

FIG.55



DF150 175 E01 012\_055  
WATER PUMP

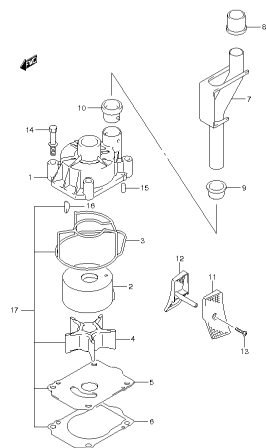
FIG.56



DF150 175 E01 012\_056  
WATER PUMP

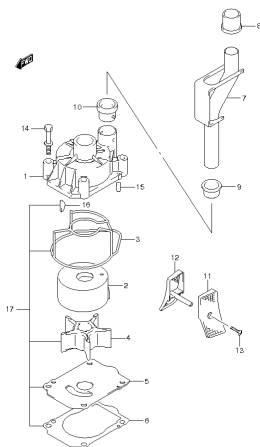


FIG.57



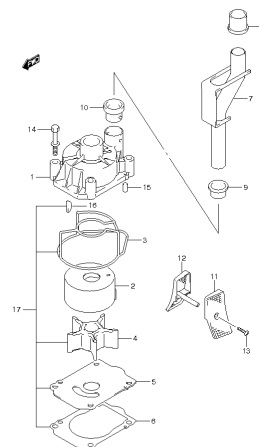
DF150 176 E01 012\_067  
WATER PUMP

FIG.58



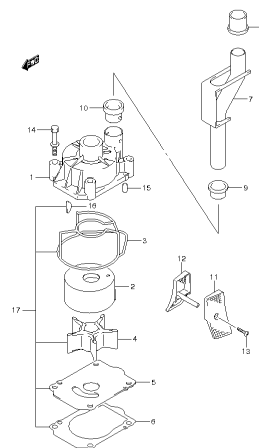
DF150 176 E01 012\_068  
WATER PUMP

FIG.59



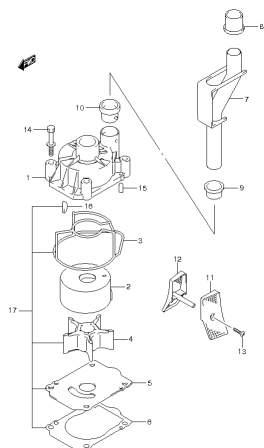
DF150 176 E01 012\_069  
WATER PUMP

FIG.60



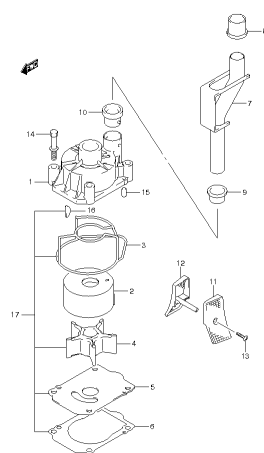
DF150 176 E01 012\_080  
WATER PUMP

FIG.61



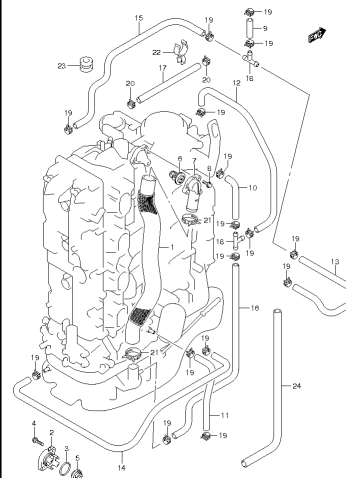
DF150 176 E01 012\_081  
WATER PUMP

FIG.62



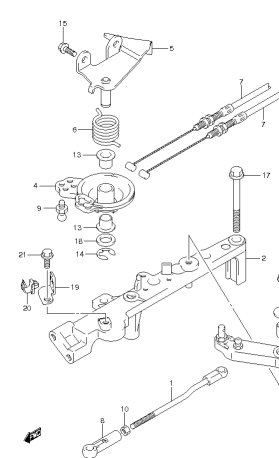
DF150 176 E01 012\_082  
WATER PUMP

FIG.63



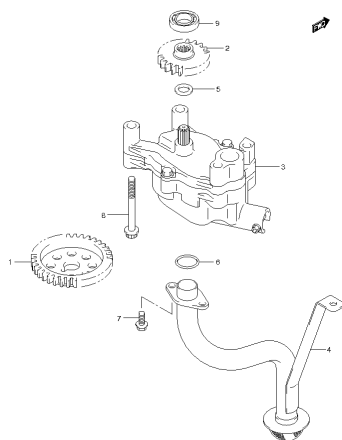
DF150 176 E01 012\_083  
THERMOSTAT

FIG.64



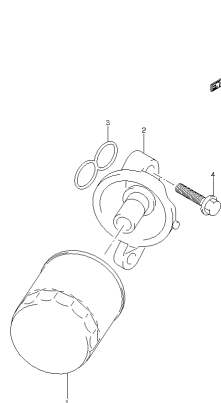
DF150 176 E01 012\_084  
THROTTLE ROD

FIG.65



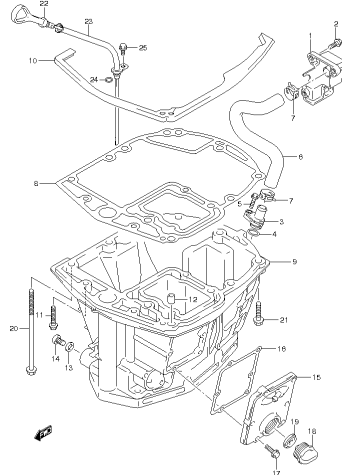
DF160 175 E01 012\_066  
OIL PUMP

FIG.66



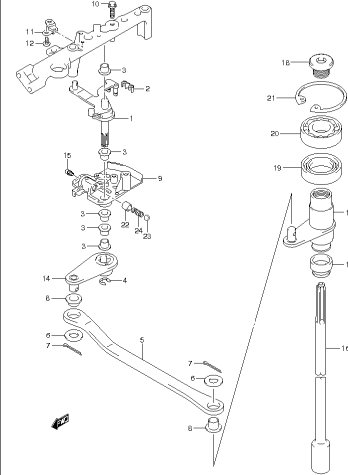
DF160 175 E01 012\_068  
OIL FILTER

FIG.67



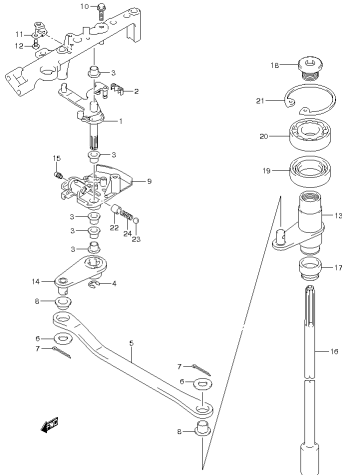
DF160 175 E01 012\_067  
OIL PAN

FIG.68



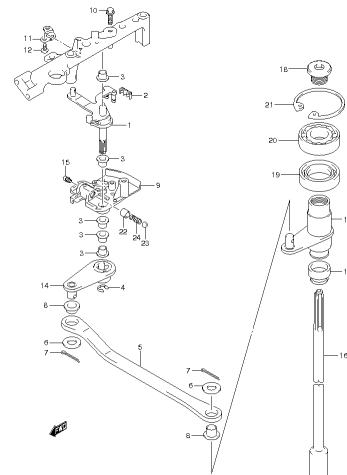
DF160 175 E01 012\_068  
CLUTCH SHAFT

FIG.69



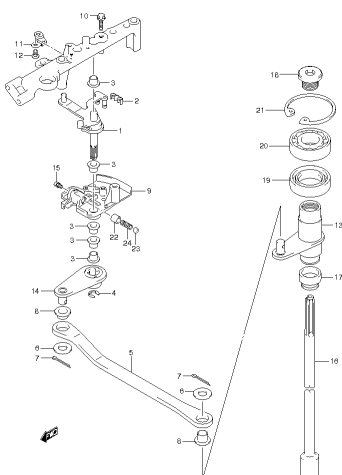
DF150 175 E01 012\_069  
CLUTCH SHAFT

FIG.70



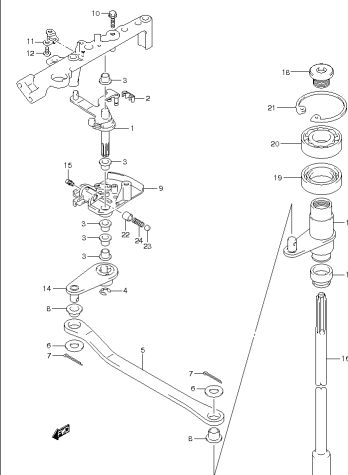
DF150 175 E01 012\_070  
CLUTCH SHAFT

FIG.71



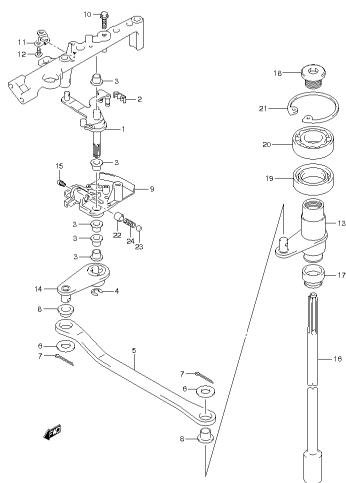
DF150 175 E01 012\_071  
CLUTCH SHAFT

FIG.72



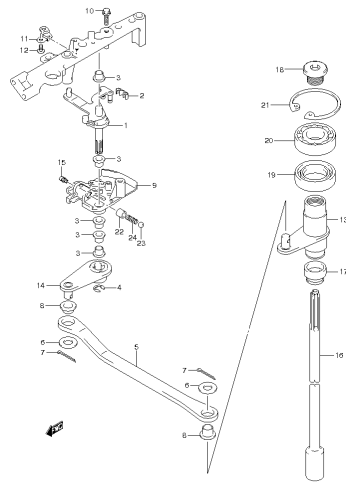
DF150 175 E01 012\_072  
CLUTCH SHAFT

FIG.73



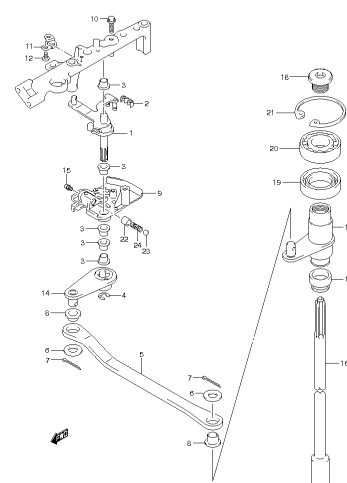
DF150 175 E01 012\_073  
CLUTCH SHAFT

FIG.74



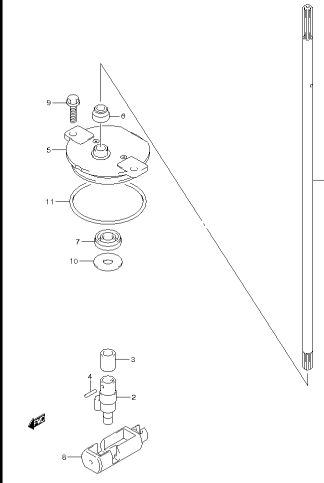
DF150 175 E01 012\_074  
CLUTCH SHAFT

FIG.75



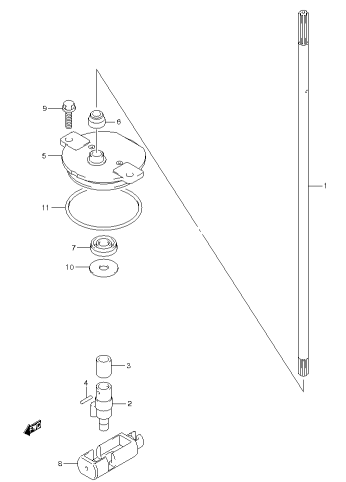
DF150 175 E01 012\_075  
CLUTCH SHAFT

FIG.76



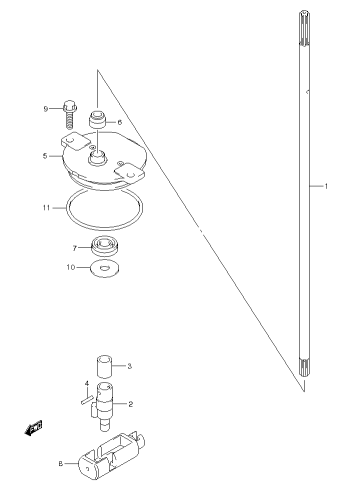
DF150 175 E01 012\_076  
CLUTCH ROD

FIG.77



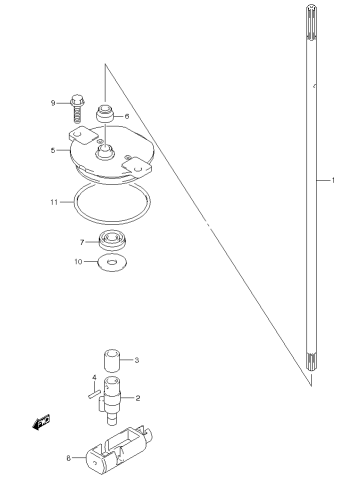
DF150 175 E01 012\_077  
CLUTCH ROD

FIG.78



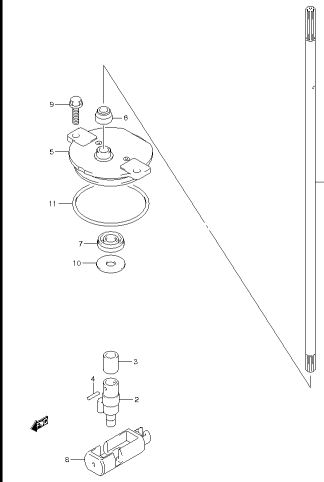
DF150 175 E01 012\_078  
CLUTCH ROD

FIG.79



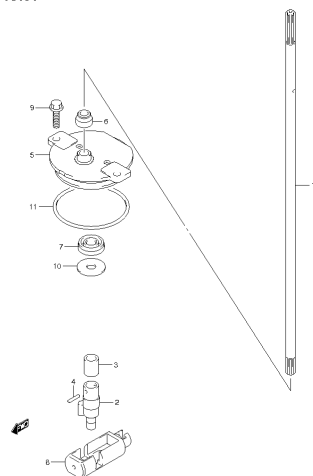
DF150 175 E01 012\_079  
CLUTCH ROD

FIG.80



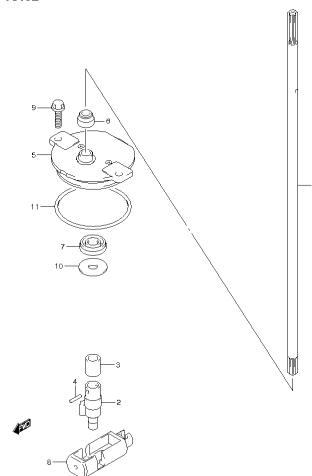
DF150 175 E01 012\_080  
CLUTCH ROD

FIG.81



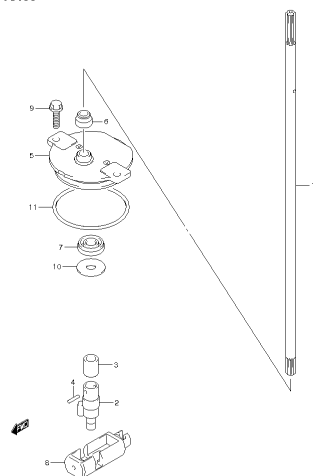
DF150 175 E01 012\_061  
CLUTCH ROD

FIG.82



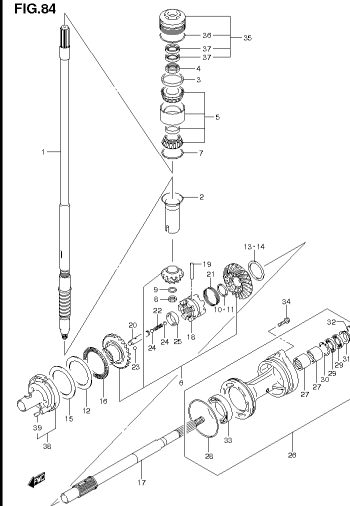
DF150 175 E01 012\_062  
CLUTCH ROD

FIG.83



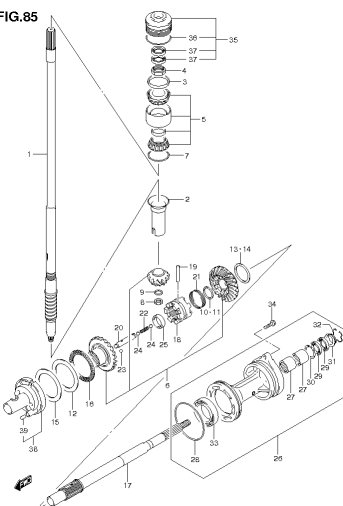
DF150 175 E01 012\_063  
CLUTCH ROD

FIG.84



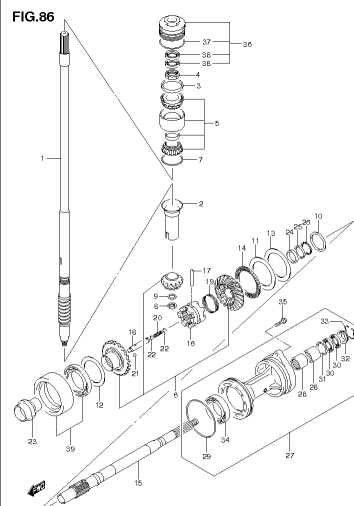
DF150 175 E01 012\_064  
TRANSMISSION

FIG.85



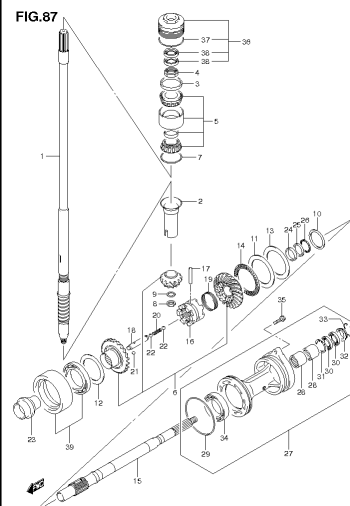
DF150 175 E01 012\_065  
TRANSMISSION

FIG.86



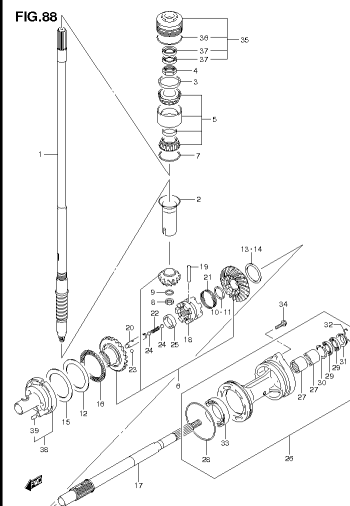
DF150 175 E01 012\_066  
TRANSMISSION

FIG.87

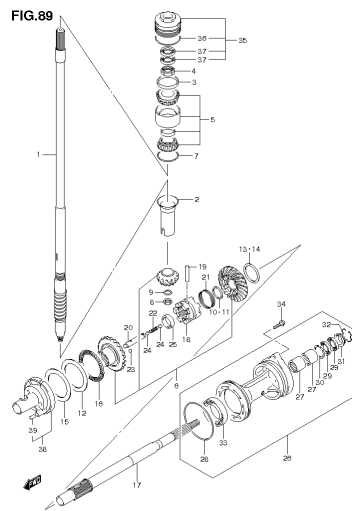


DF150 175 E01 012\_067  
TRANSMISSION

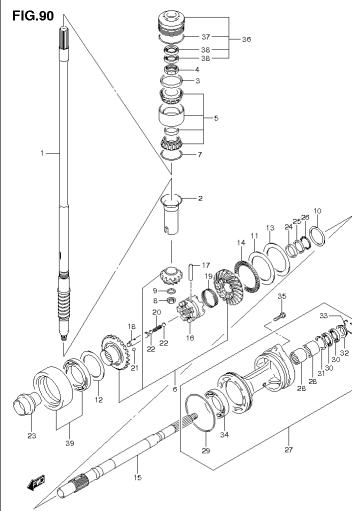
FIG.88



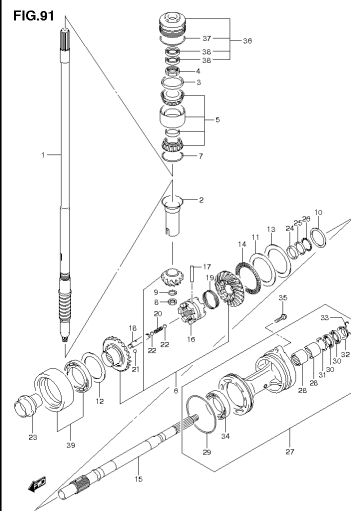
DF150 175 E01 012\_068  
TRANSMISSION



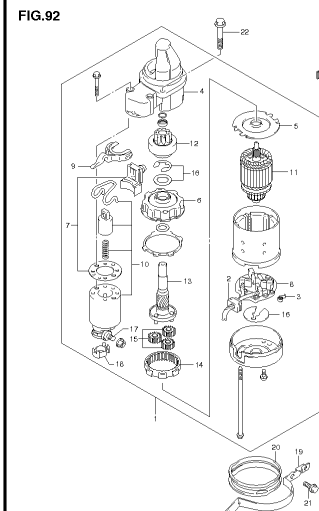
DF150 175 E01 012\_089  
TRANSMISSION.



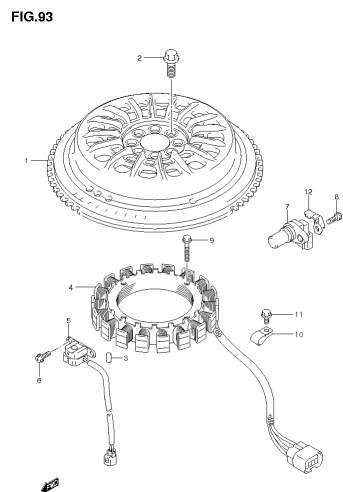
DF150 175 E01 012\_090  
TRANSMISSION.



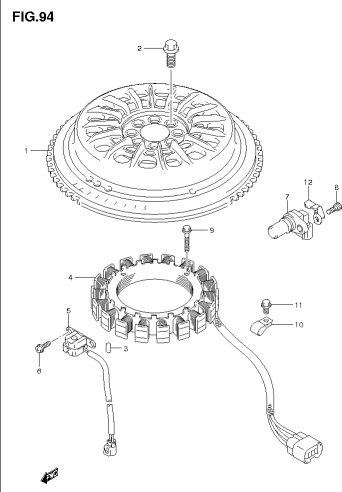
DF150 175 E01 012\_091  
TRANSMISSION.



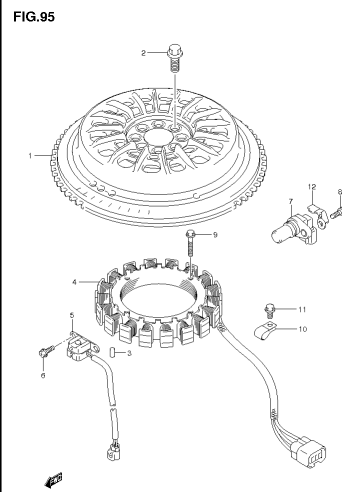
DF150 175 E01 012\_092  
STARTING MOTOR.



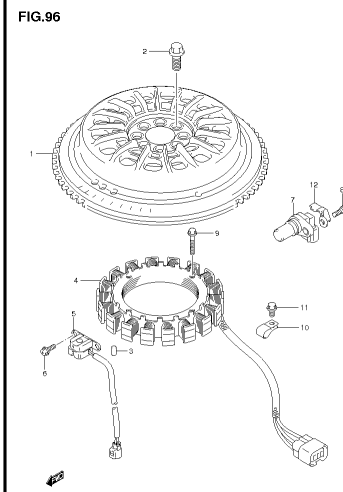
DF150 175 E01 012\_093  
MAGNETO.



DF150 175 E01 012\_094  
MAGNETO.

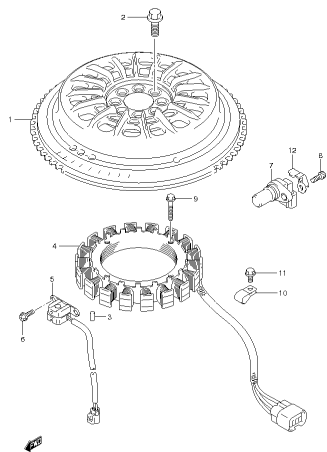


DF150 175 E01 012\_095  
MAGNETO.



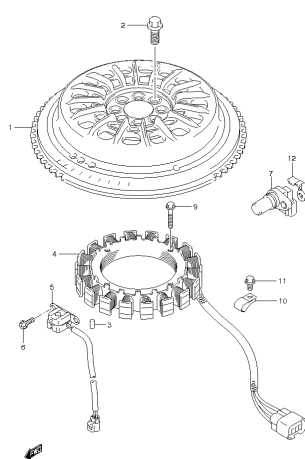
DF150 175 E01 012\_096  
MAGNETO.

FIG.97



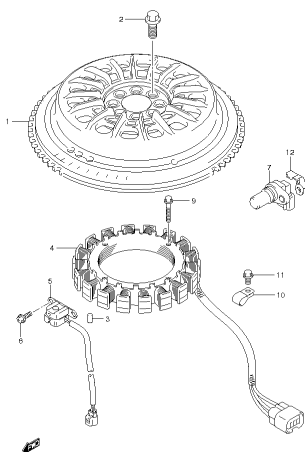
DF150 175 E01 012\_097  
MAGNETO

FIG.98



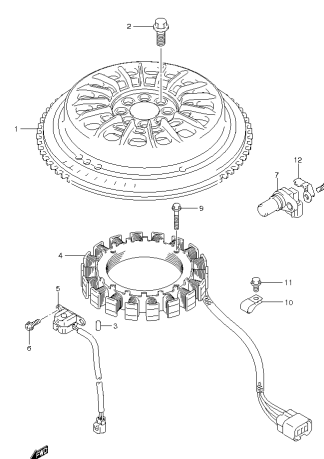
DF150 175 E01 012\_098  
MAGNETO

FIG.99



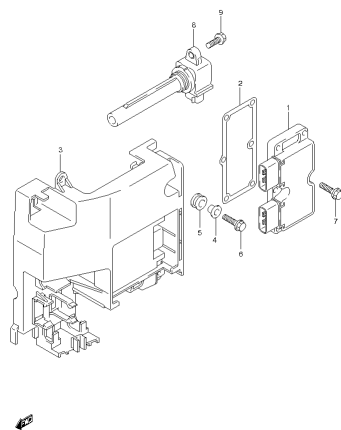
DF150 175 E01 012\_099  
MAGNETO

FIG.100



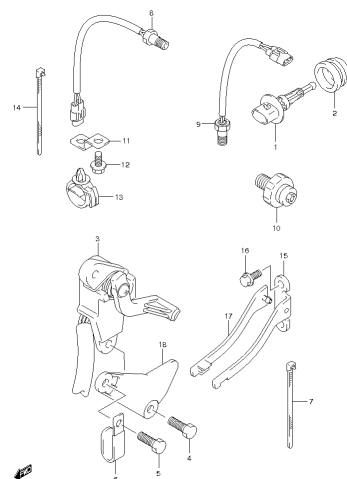
DF150 175 E01 012\_100  
MAGNETO

FIG.101



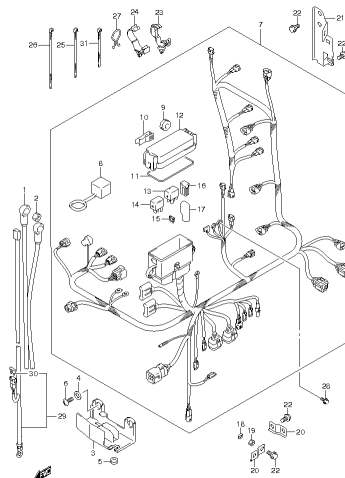
DF150 175 E01 012\_101  
RECTIFIER/IGNITION COIL

FIG.102



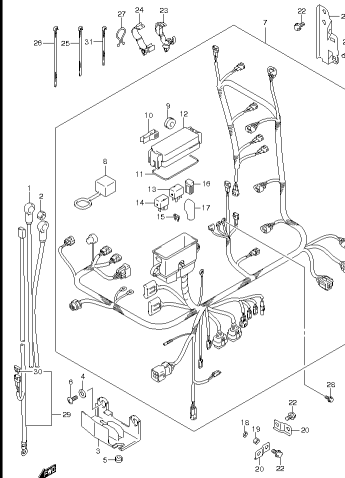
DF150 175 E01 012\_102  
SENSOR

FIG.103



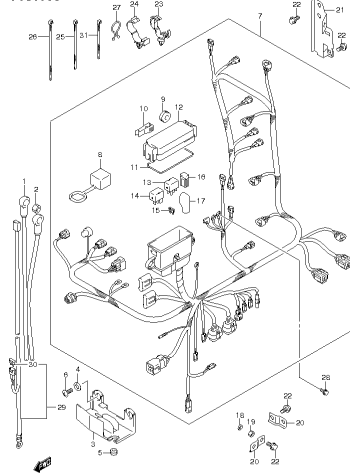
DF150 175 E01 012\_103  
HARNESS

FIG.104



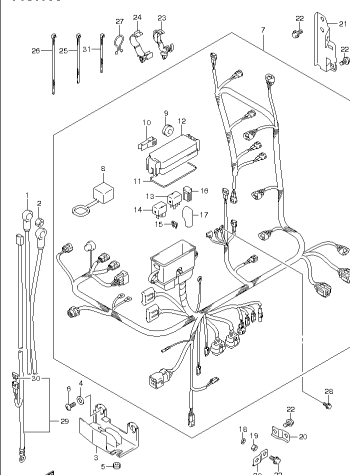
DF150 175 E01 012\_104  
HARNESS

FIG.105



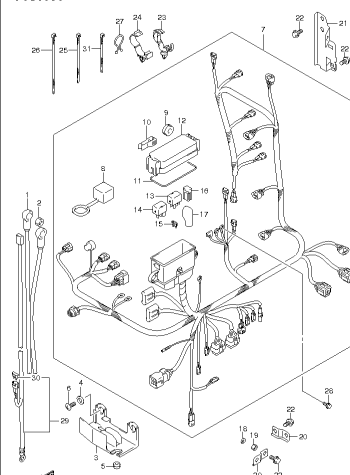
DF150 175 E01 012\_105  
HARNESS

FIG.106



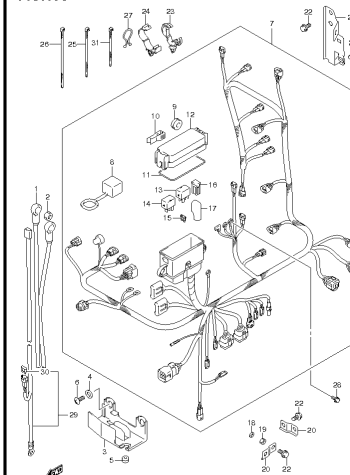
DF150 175 E01 012\_106  
HARNESS

FIG.107



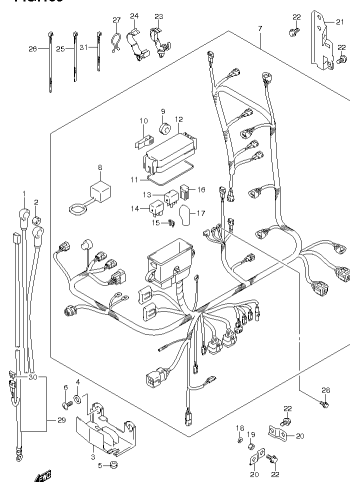
DF150 175 E01 012\_107  
HARNESS

FIG.108



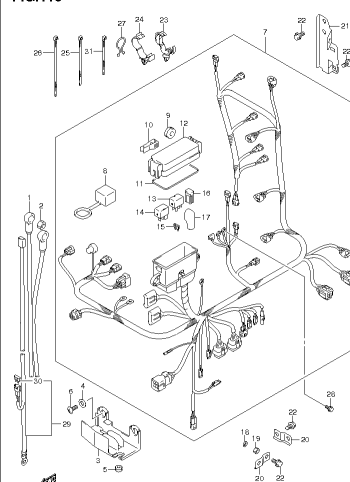
DF150 175 E01 012\_108  
HARNESS

FIG.109



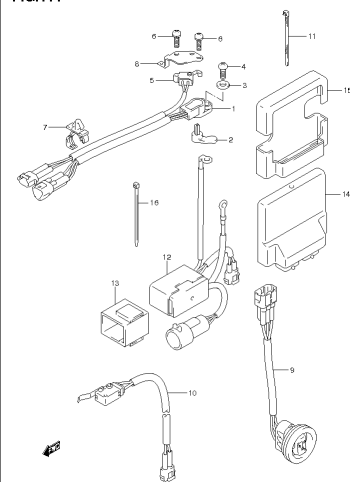
DF150 175 E01 012\_109  
HARNESS

FIG.110



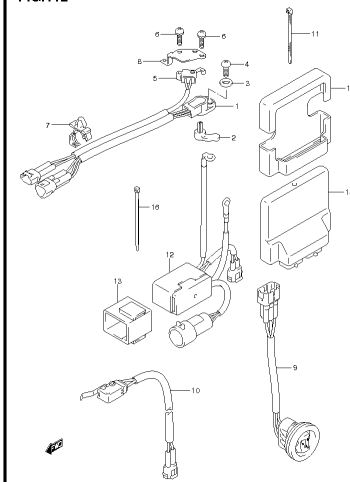
DF150 175 E01 012\_110  
HARNESS

FIG.111



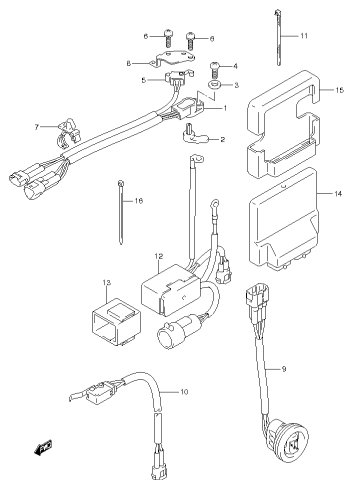
DF150 175 E01 012\_111  
PTT SWITCH/ENGINE CONTROL UNIT

FIG.112



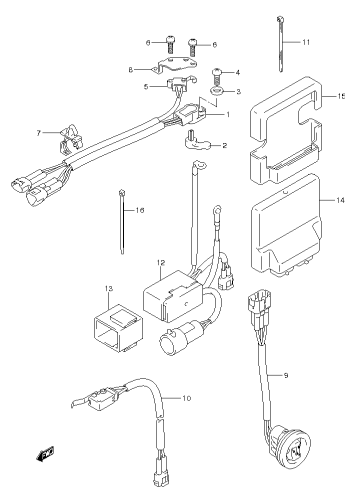
DF150 175 E01 012\_112  
PTT SWITCH/ENGINE CONTROL UNIT

FIG.113



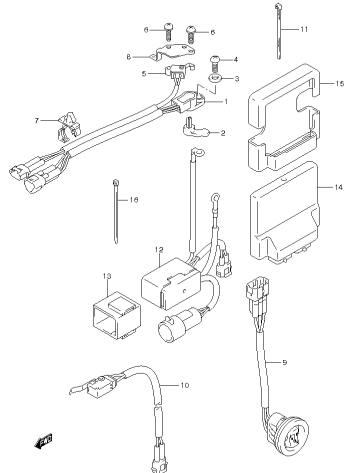
DF150 175 E01 012\_113  
PTT SWITCHENGINE CONTROL UNIT

FIG.114



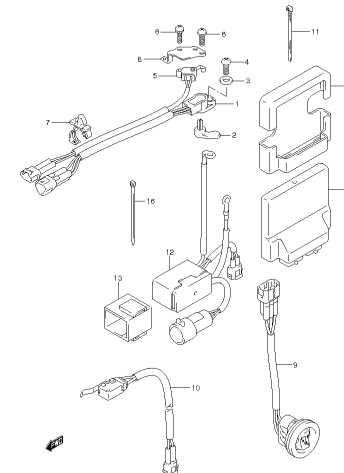
DF150 175 E01 012\_114  
PTT SWITCHENGINE CONTROL UNIT

FIG.115



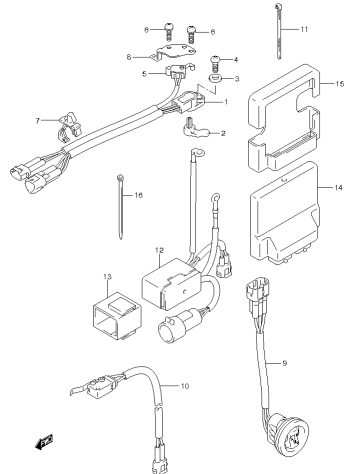
DF150 175 E01 012\_115  
PTT SWITCHENGINE CONTROL UNIT

FIG.116



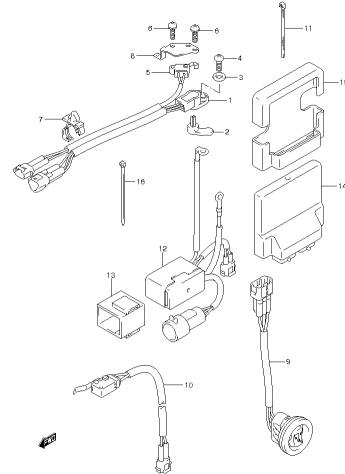
DF150 175 E01 012\_116  
PTT SWITCHENGINE CONTROL UNIT

FIG.117



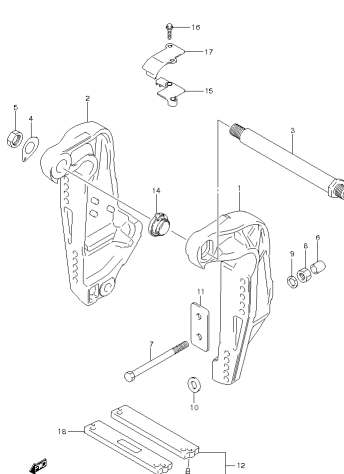
DF150 175 E01 012\_117  
PTT SWITCHENGINE CONTROL UNIT

FIG.118



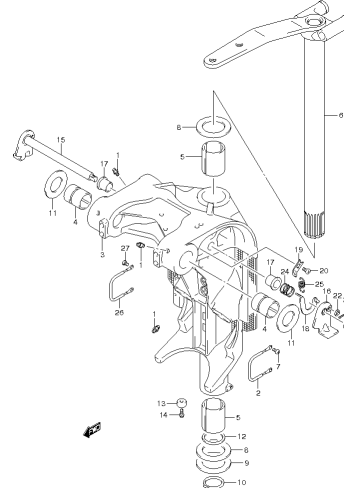
DF150 175 E01 012\_118  
PTT SWITCHENGINE CONTROL UNIT

FIG.119



DF150 175 E01 012\_119  
CLAMP BRACKET

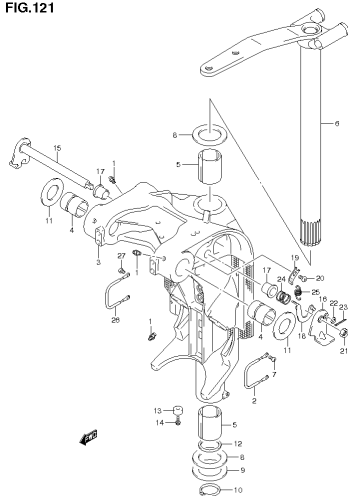
FIG.120



DF150 175 E01 012\_120  
6WVEL BRACKET

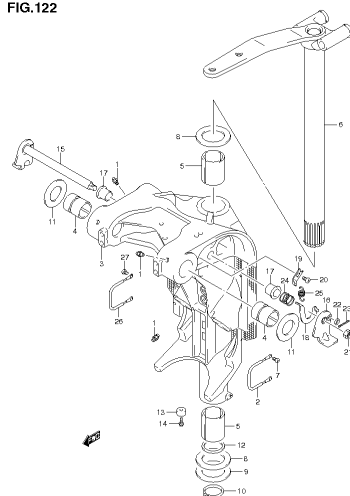


FIG.121



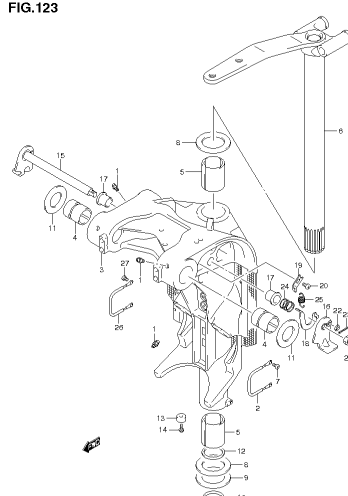
DF150 175 E01 012\_121  
SWIVEL BRACKET

FIG.122



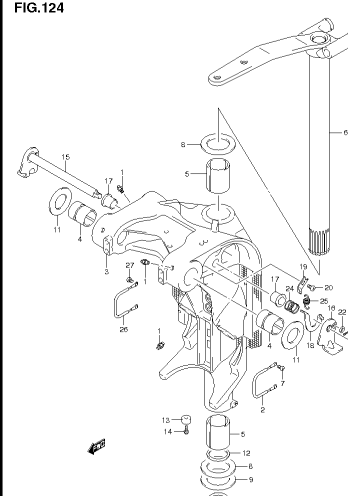
DF150 175 E01 012\_122  
SWIVEL BRACKET

FIG.123



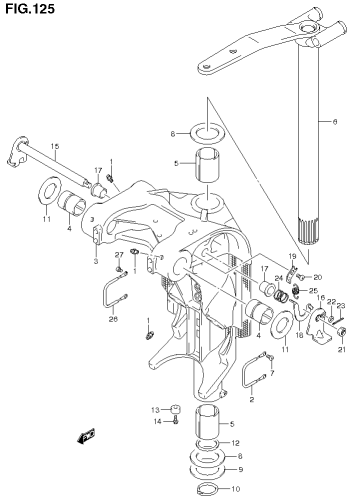
DF150 175 E01 012\_123  
SWIVEL BRACKET

FIG.124



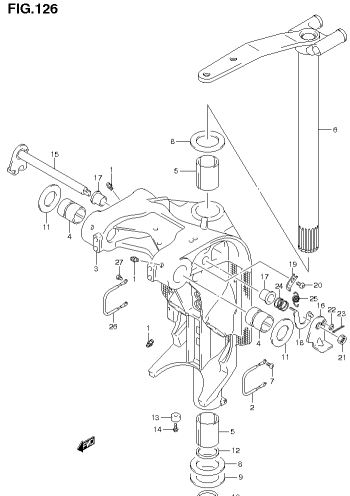
DF150 175 E01 012\_124  
SWIVEL BRACKET

FIG.125



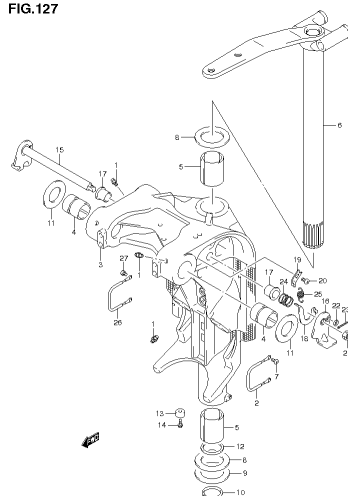
DF150 175 E01 012\_125  
SWIVEL BRACKET

FIG.126



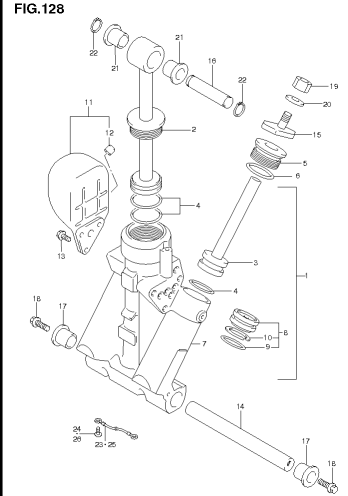
DF150 175 E01 012\_126  
SWIVEL BRACKET

FIG.127



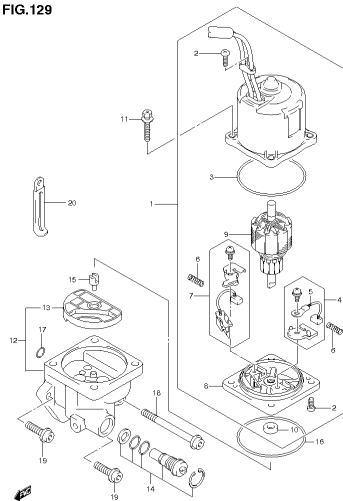
DF150 175 E01 012\_127  
SWIVEL BRACKET

FIG.128



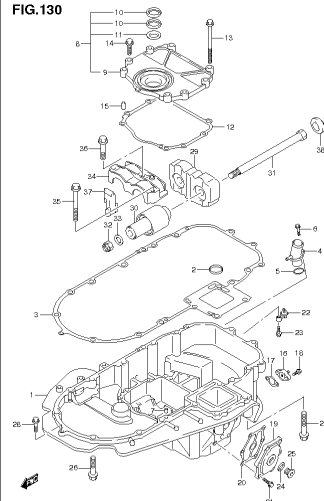
DF150 175 E01 012\_128  
TRIM CYLINDER

FIG.129



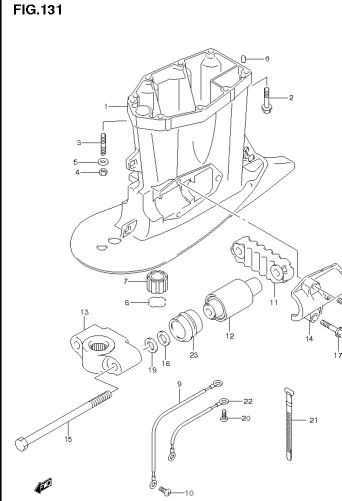
DF150 175 E01 012\_129  
PTT MOTOR

FIG.130



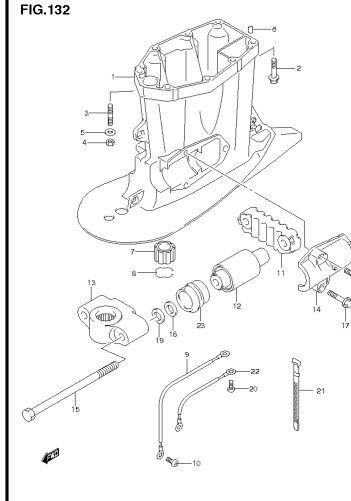
DF150 175 E01 012\_130  
ENGINE HOLDER

FIG.131



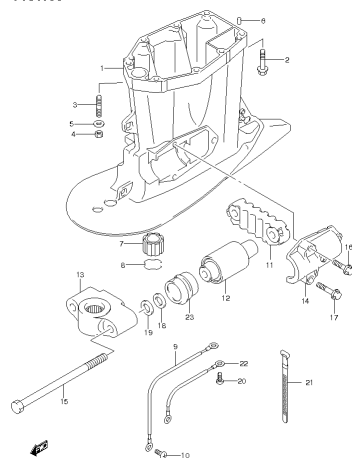
DF150 175 E01 012\_131  
DRIVE SHAFT HOUSING

FIG.132



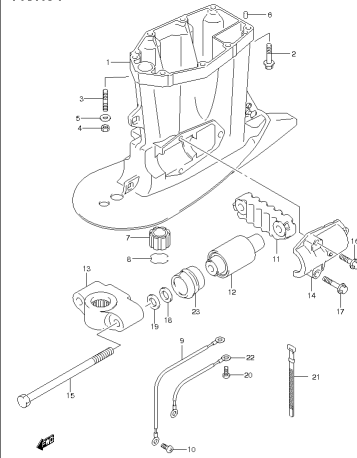
DF150 175 E01 012\_132  
DRIVE SHAFT HOUSING

FIG.133



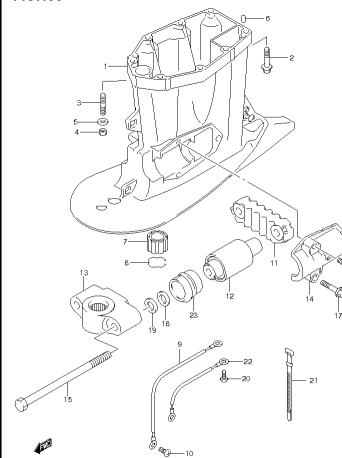
DF150 175 E01 012\_133  
DRIVE SHAFT HOUSING

FIG.134



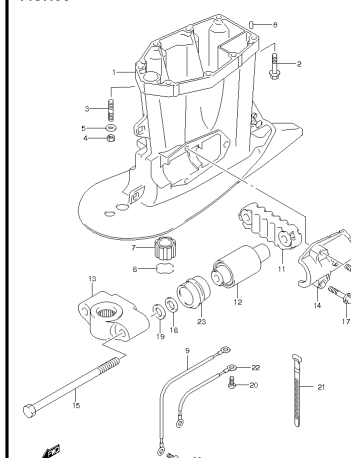
DF150 175 E01 012\_134  
DRIVE SHAFT HOUSING

FIG.135



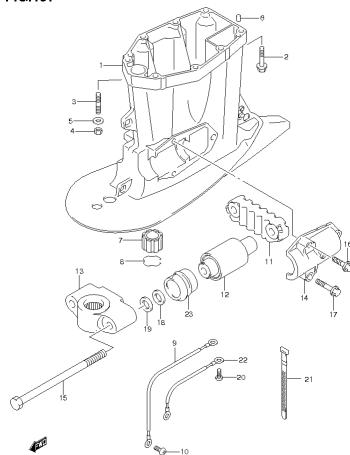
DF150 175 E01 012\_135  
DRIVE SHAFT HOUSING

FIG.136



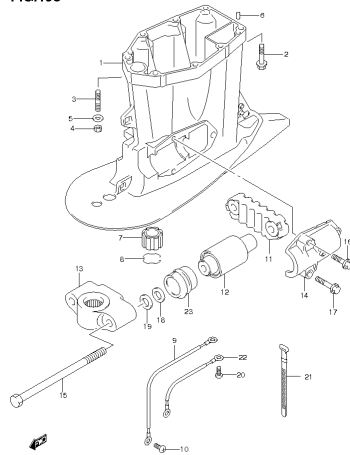
DF150 175 E01 012\_136  
DRIVE SHAFT HOUSING

FIG.137



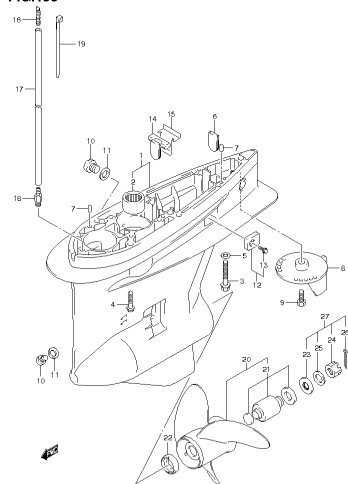
DF150 175 E01 012\_137  
DRIVE SHAFT HOUSING

FIG.138



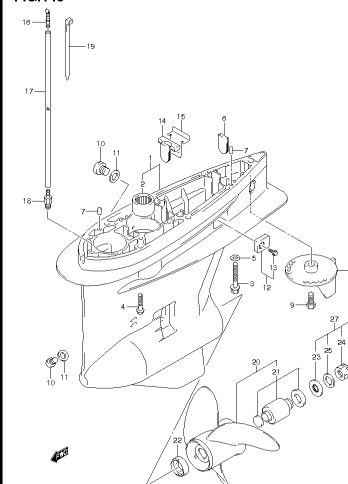
DF150 175 E01 012\_138  
DRIVE SHAFT HOUSING

FIG.139



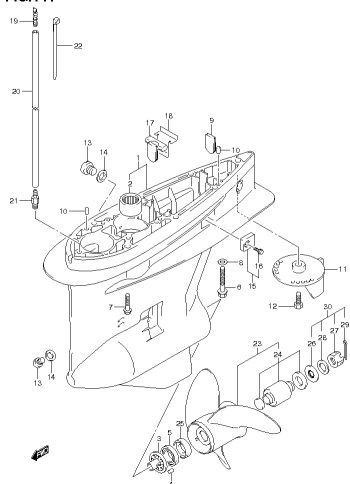
DF150 175 E01 012\_139  
GEAR CASE

FIG.140



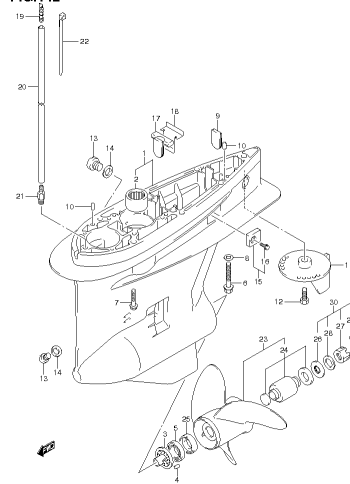
DF150 175 E01 012\_140  
GEAR CASE

FIG.141



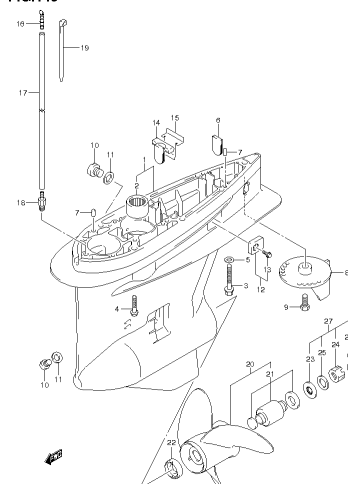
DF150 175 E01 012\_141  
GEAR CASE

FIG.142



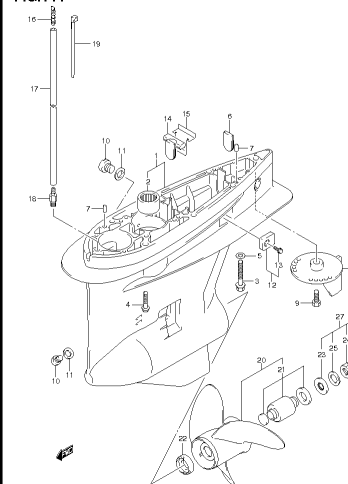
DF150 175 E01 012\_142  
GEAR CASE

FIG.143



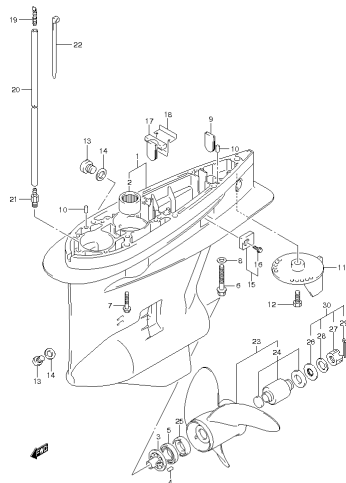
DF150 175 E01 012\_143  
GEAR CASE

FIG.144



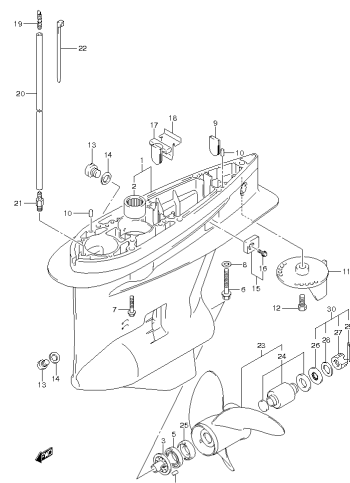
DF150 175 E01 012\_144  
GEAR CASE

FIG.145



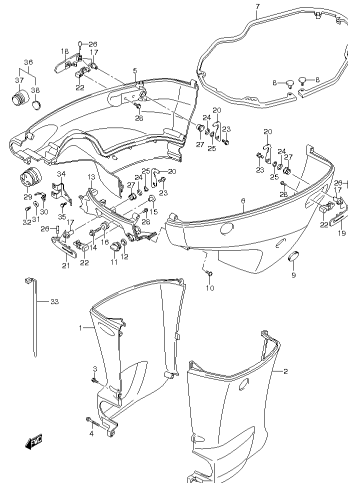
DF150 175 E01 012\_145  
GEAR CASE

FIG.146



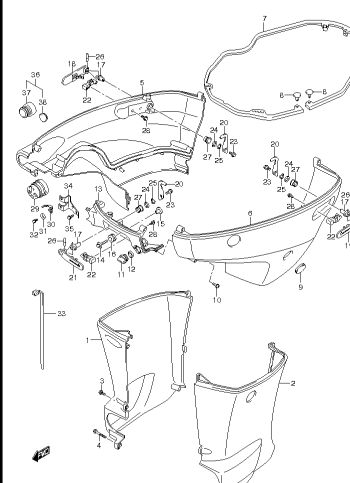
DF150 175 E01 012\_146  
GEAR CASE

FIG.147



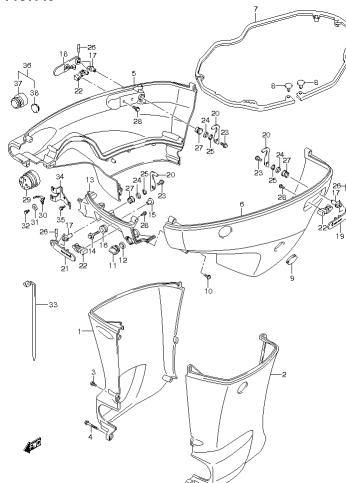
DF150 175 E01 012\_147  
SIDE COVER

FIG.148



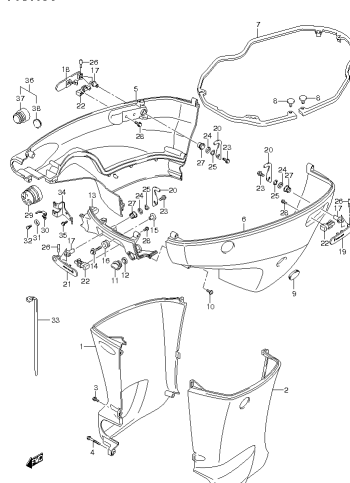
DF150 175 E01 012\_148  
SIDE COVER

FIG.149



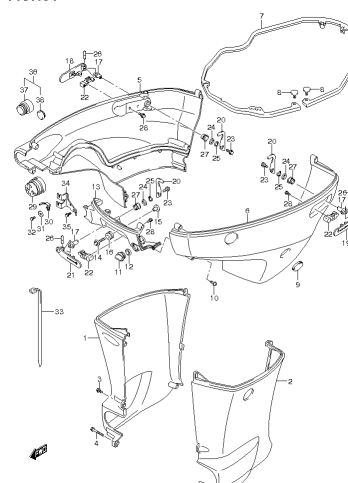
DF150 175 E01 012\_149  
SIDE COVER

FIG.150



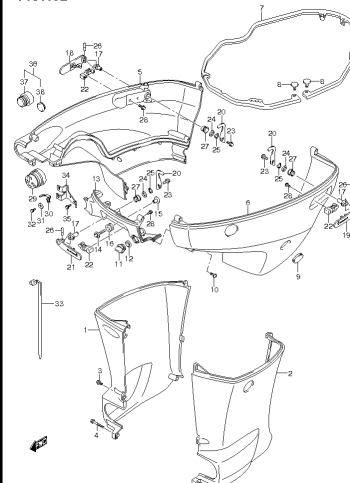
DF150 175 E01 012\_150  
SIDE COVER

FIG.151



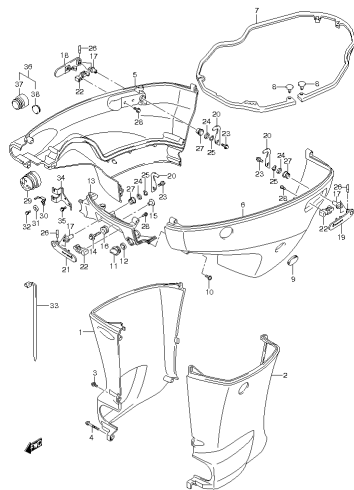
DF150 175 E01 012\_151  
SIDE COVER

FIG.152



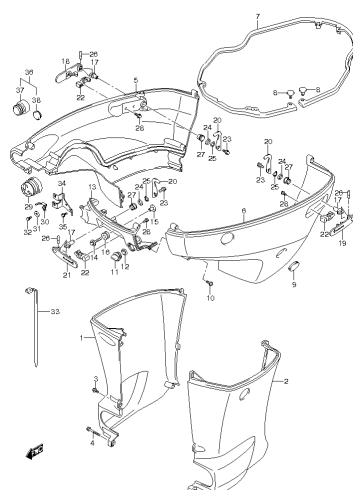
DF150 175 E01 012\_152  
SIDE COVER

FIG.153



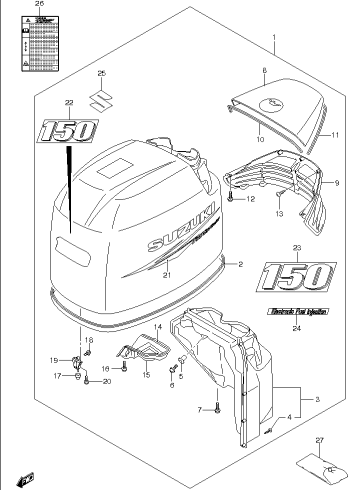
DF150 175 E01 012\_153  
SIDE COVER

FIG.154



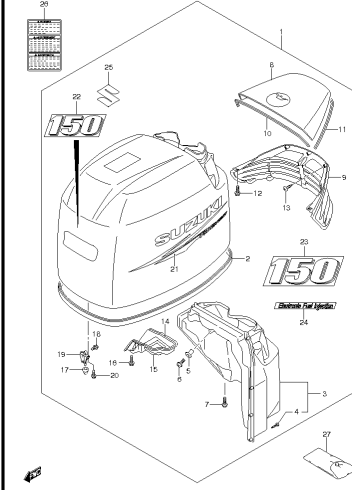
DF150 175 E01 012\_154  
SIDE COVER

FIG.155



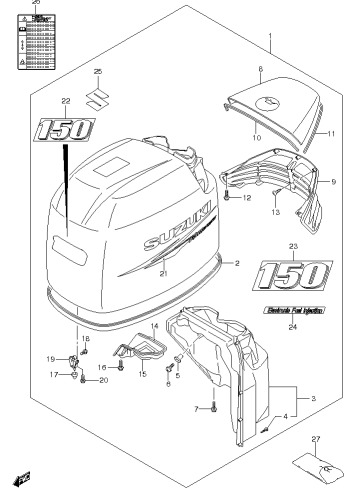
DF150 175 E01 012\_155  
ENGINE COVER

FIG.156



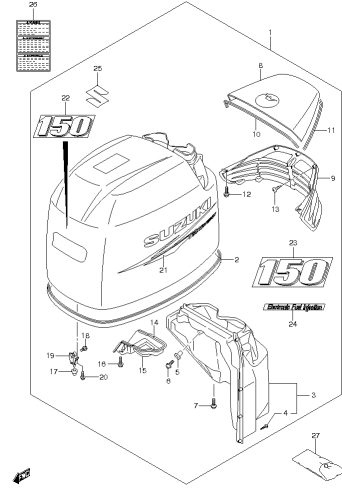
DF150 175 E01 012\_156  
ENGINE COVER

FIG.157



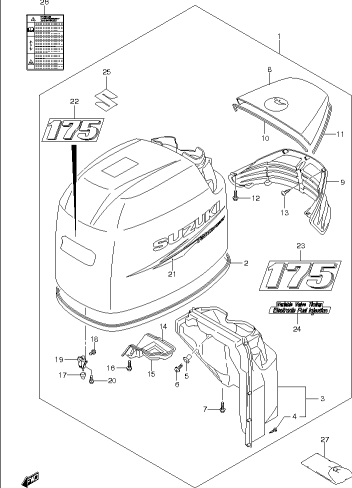
DF150 175 E01 012\_157  
ENGINE COVER

FIG.158



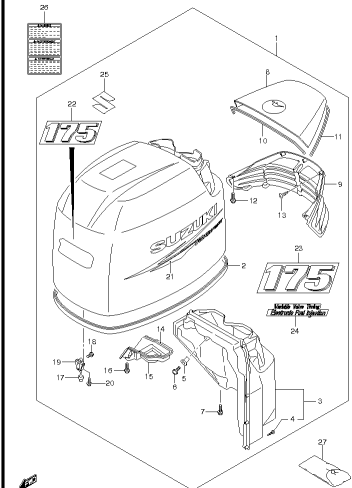
DF150 175 E01 012\_158  
ENGINE COVER

FIG.159



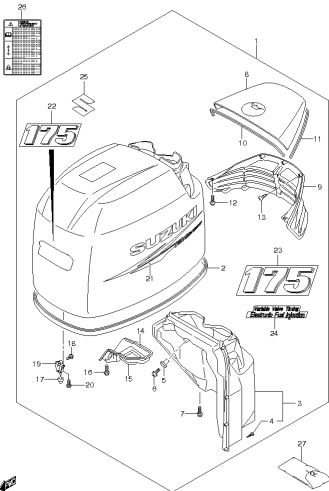
DF150 175 E01 012\_159  
ENGINE COVER

FIG.160



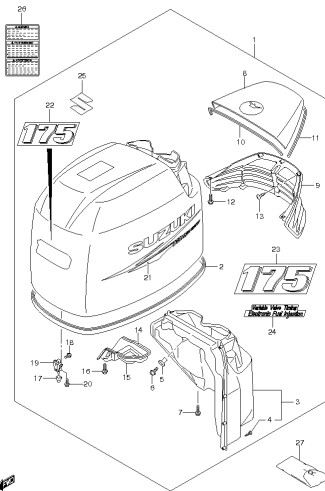
DF150 175 E01 012\_160  
ENGINE COVER

FIG.161



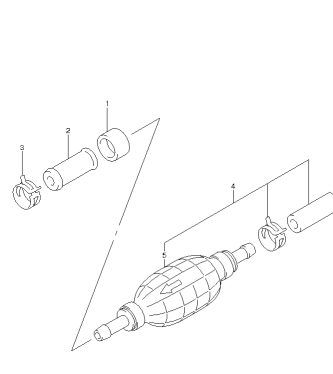
DF150 175 E01 012\_161  
ENGINE COVER

FIG.162



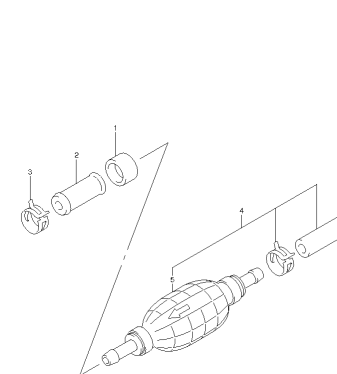
DF150 175 E01 012\_162  
ENGINE COVER

FIG.163



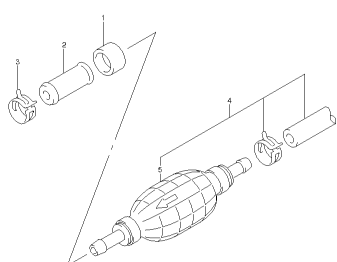
DF150 175 E01 012\_163  
FUEL HOSE

FIG.164



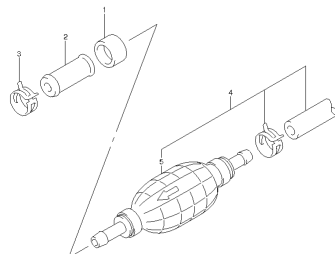
DF150 175 E01 012\_164  
FUEL HOSE

FIG.165



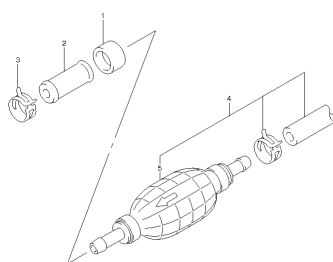
DF150 175 E01 012\_165  
FUEL HOSE

FIG.166



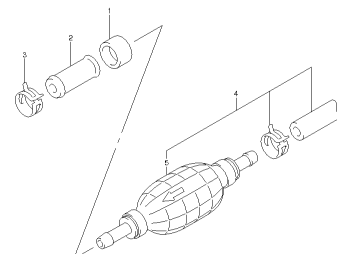
DF150 175 E01 012\_166  
FUEL HOSE

FIG.167



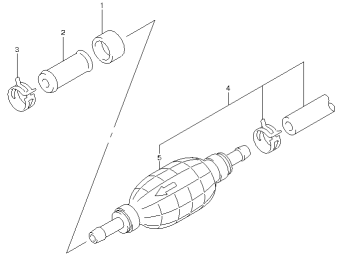
DF150 175 E01 012\_167  
FUEL HOSE

FIG.168



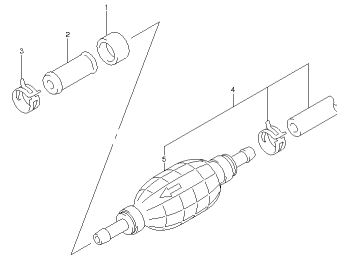
DF150 175 E01 012\_168  
FUEL HOSE

FIG.169



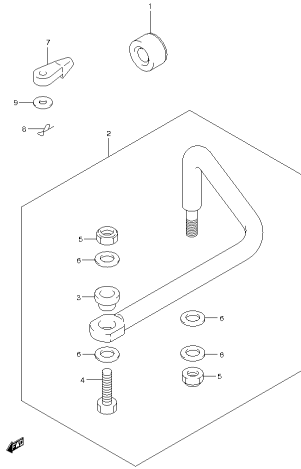
DF150 176 E01 012\_169  
FUEL HOSE

FIG.170



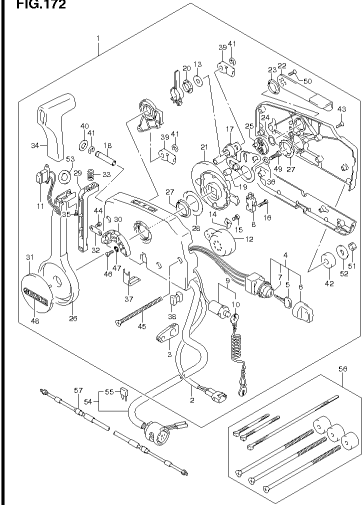
DF150 176 E01 012\_170  
FUEL HOSE

FIG.171



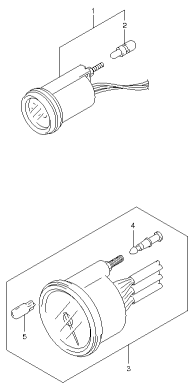
DF150 176 E01 012\_171  
DRAG LINK

FIG.172



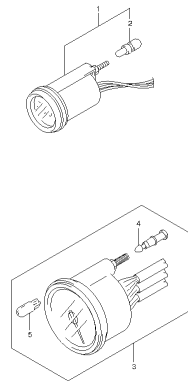
DF150 176 E01 012\_172  
DRIFT REMOTE CONTROL

FIG.173



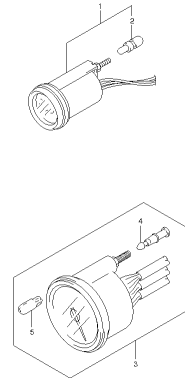
DF150 176 E01 012\_173  
METER

FIG.174



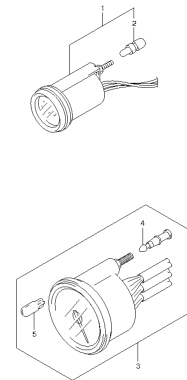
DF150 176 E01 012\_174  
METER

FIG.175



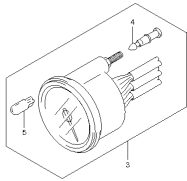
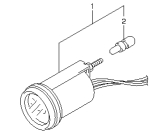
DF150 176 E01 012\_175  
METER

FIG.176



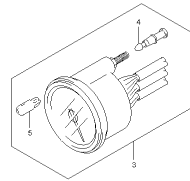
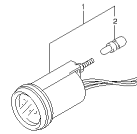
DF150 176 E01 012\_176  
METER

FIG.177



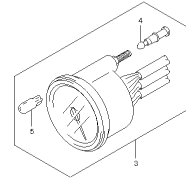
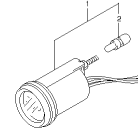
DF150 175 E01 012\_177  
METER

FIG.178



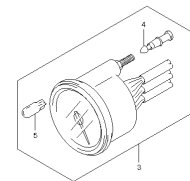
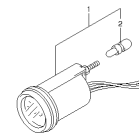
DF150 175 E01 012\_178  
METER

FIG.179



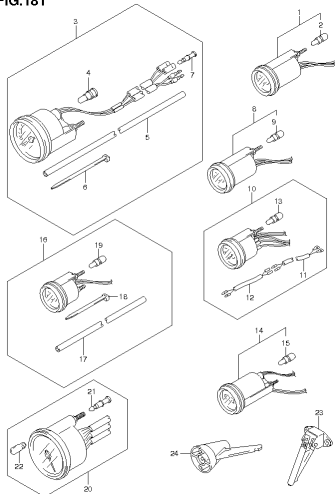
DF150 175 E01 012\_179  
METER

FIG.180



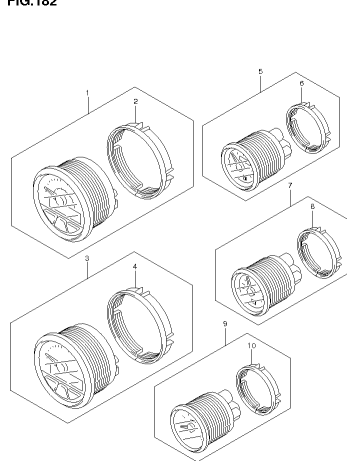
DF150 175 E01 012\_180  
METER

FIG.181



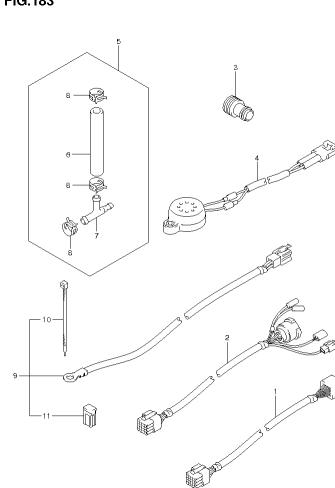
DF150 175 E01 012\_181  
OPT METER (1)

FIG.182



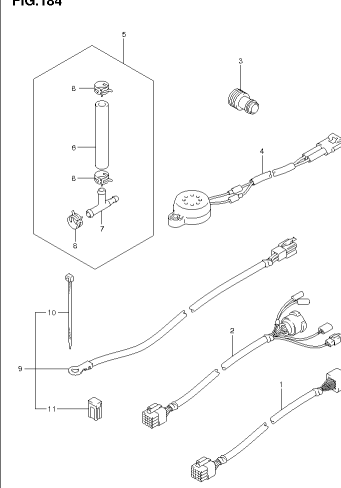
DF150 175 E01 012\_182  
OPT METER (2)

FIG.183



DF150 175 E01 012\_183  
OPT HARNESS (1)

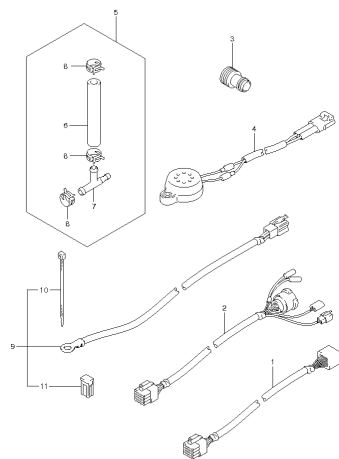
FIG.184



DF150 175 E01 012\_184  
OPT HARNESS (1)

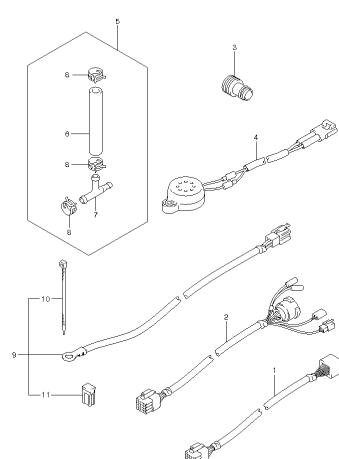


FIG.185



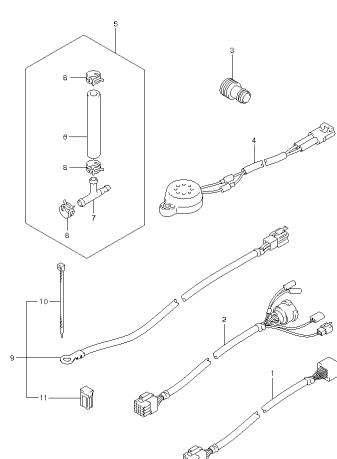
DF150 176 E01 012\_186  
OPT. HARNESS (1)

FIG.186



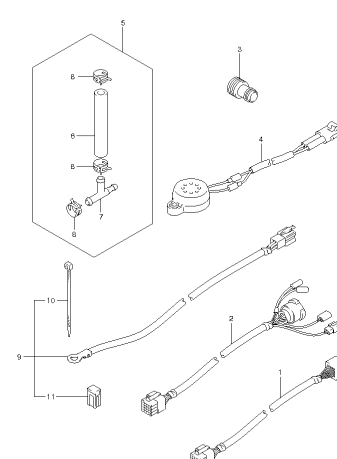
DF150 176 E01 012\_186  
OPT. HARNESS (1)

FIG.187



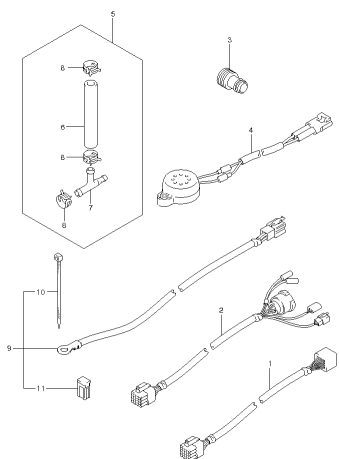
DF150 176 E01 012\_187  
OPT. HARNESS (1)

FIG.188



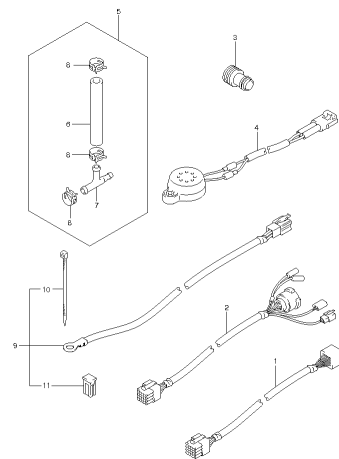
DF150 176 E01 012\_188  
OPT. HARNESS (1)

FIG.189



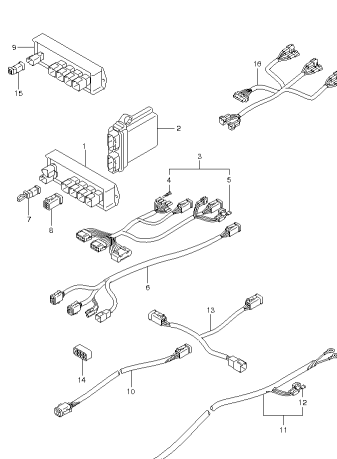
DF150 176 E01 012\_189  
OPT. HARNESS (1)

FIG.190



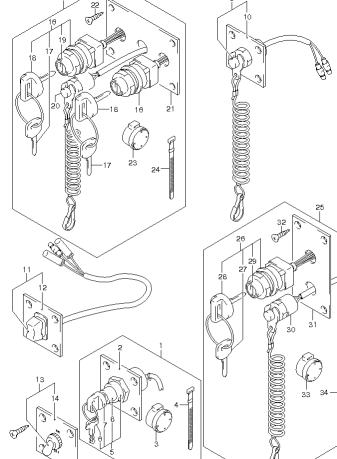
DF150 176 E01 012\_190  
OPT. HARNESS (1)

FIG.191



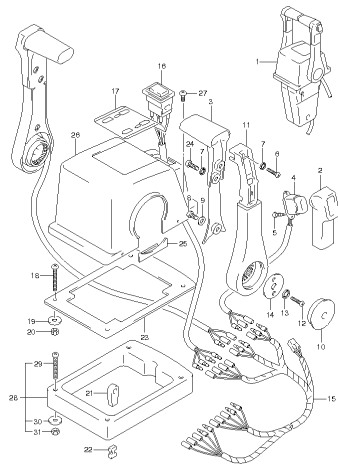
DF150 176 E01 012\_191  
OPT. HARNESS (2)

FIG.192



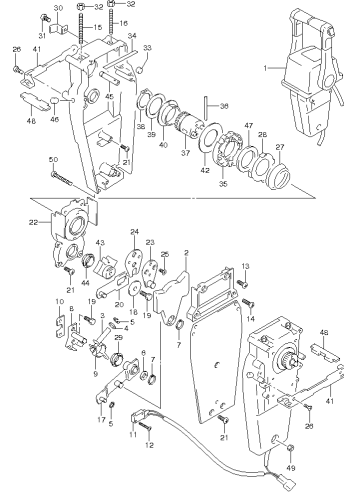
DF150 176 E01 012\_192  
OPT. SWITCH

FIG.193



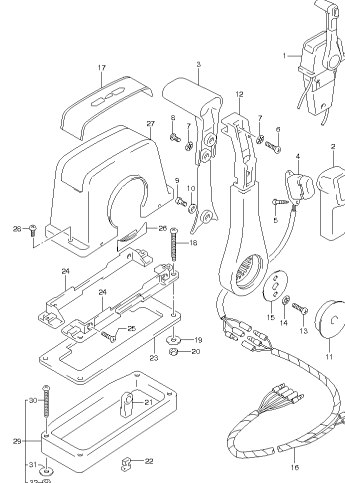
DF150 175 E01 012\_193  
OPT:TOP MOUNT DUAL (1)

FIG.194



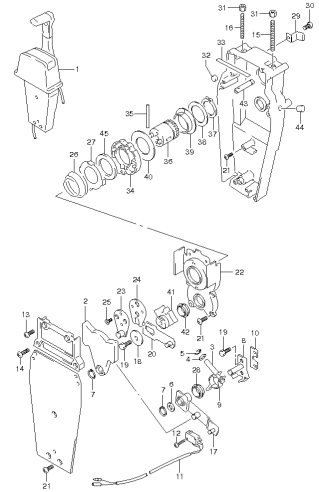
DF150 175 E01 012\_194  
OPT:TOP MOUNT DUAL (2)

FIG.195



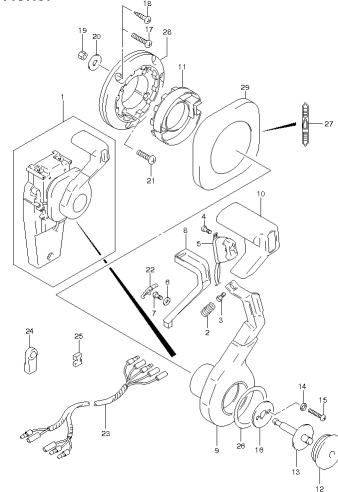
DF150 175 E01 012\_195  
OPT:TOP MOUNT SINGLE (1)

FIG.196



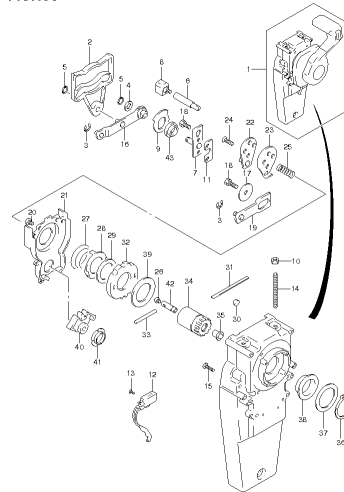
DF150 175 E01 012\_198  
OPT:TOP MOUNT SINGLE (2)

FIG.197



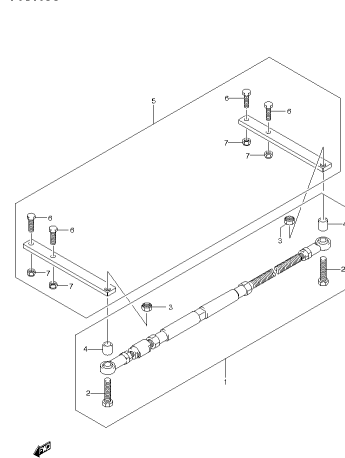
DF150 175 E01 012\_197  
OPT:CONCEALED REMOCON (1)

FIG.198



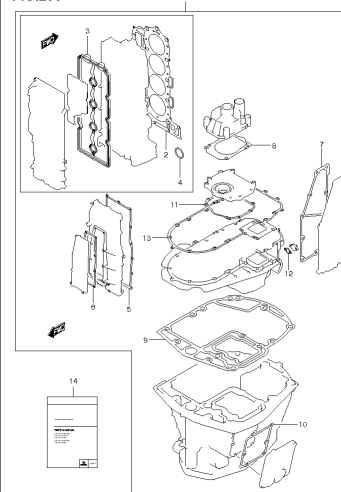
DF150 175 E01 012\_198  
OPT: CONCEALED REMOCON (2)

FIG.199



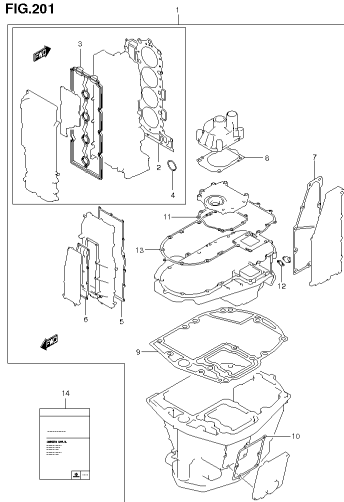
DF150 175 E01 012\_199  
OPT:TIE ROD

FIG.200



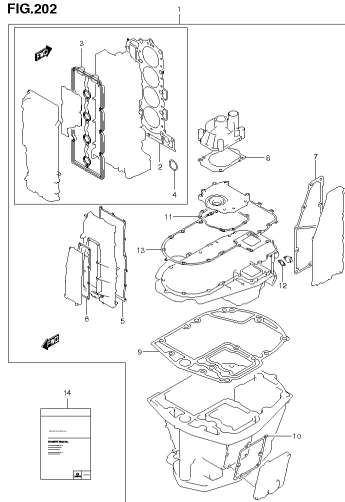
DF150 175 E01 012\_200  
OPT:GASKET SET

FIG.201



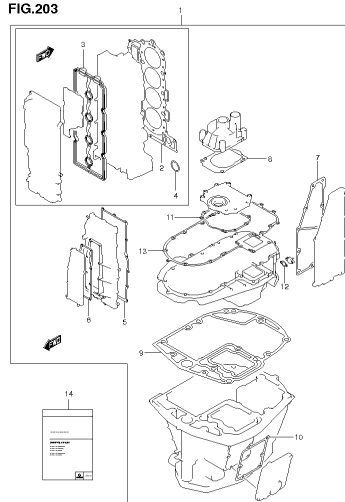
DF150 175 E01 012\_201  
OPT.GASKET SET

FIG.202



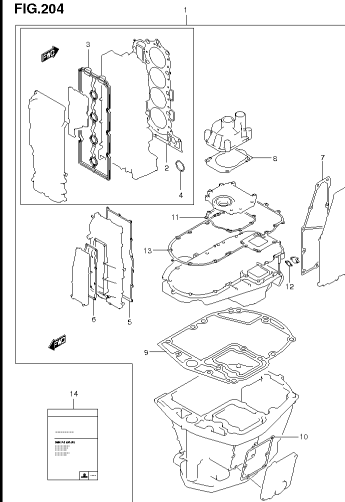
DF150 175 E01 012\_202  
OPT.GASKET SET

FIG.203



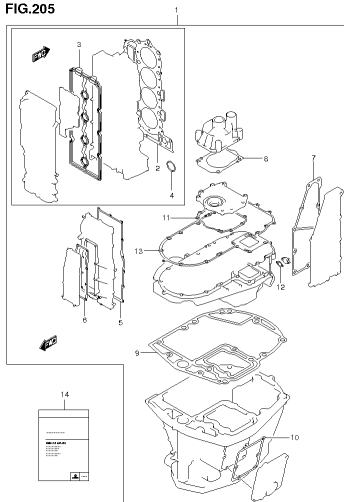
DF150 175 E01 012\_203  
OPT.GASKET SET

FIG.204



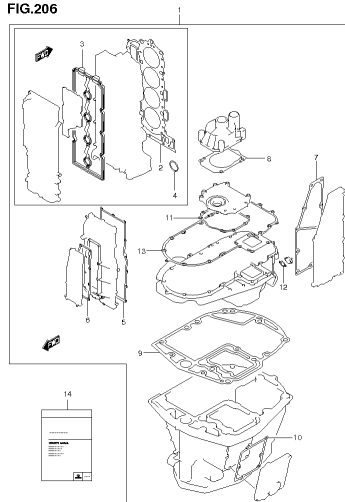
DF150 175 E01 012\_204  
OPT.GASKET SET

FIG.205



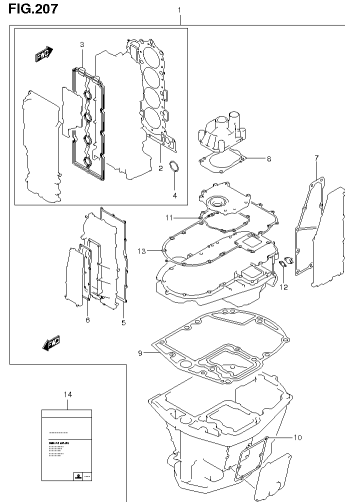
DF150 175 E01 012\_205  
OPT.GASKET SET

FIG.206



DF150 175 E01 012\_206  
OPT.GASKET SET

FIG.207



DF150 175 E01 012\_207  
OPT.GASKET SET

FIG.1

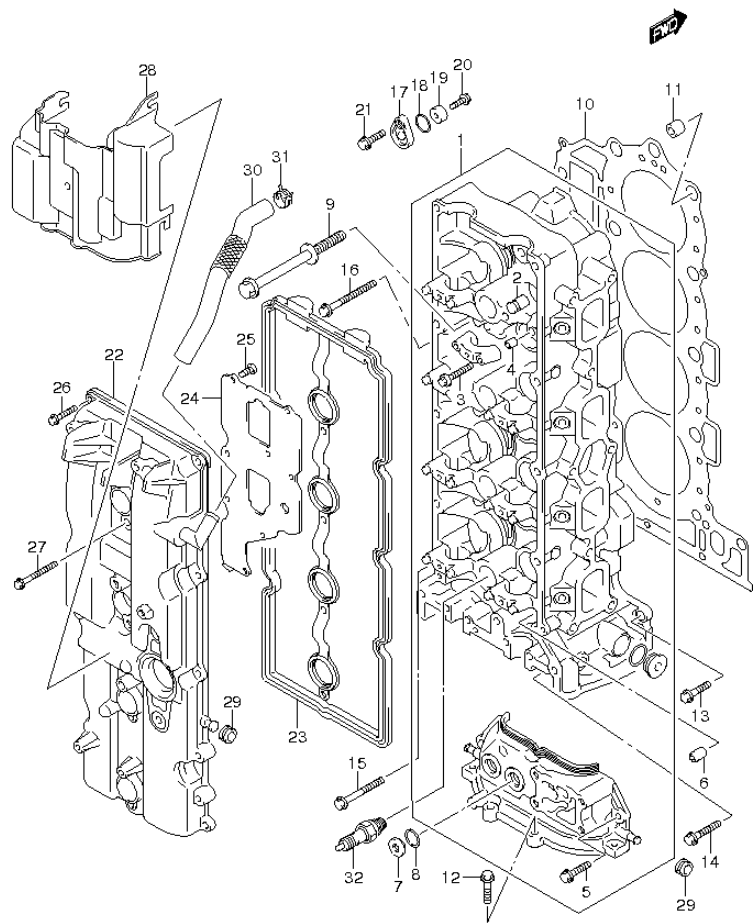


FIG.1 (1-B-2) CYLINDER HEAD (DF150T E1)

REF NO.	PART NO.	DESCRIPTION	Q' TY	REMARKS
1	11101-96J02	HEAD ASSY, CYLINDER	1	
2	11115-93J10-001	·GUIDE, VALVE	16	OPT
3	09103-06266	·BOLT (6X40)	20	
4	09206-08001	·PIN	18	
5	01547-06207	·BOLT	2	
6	11112-84400	PLUG, OIL VENTURI	1	
7	11116-93J01	PLUG	2	
8	09168-16009	GASKET (16X22X0.8)	2	
9	11119-96J00	BOLT, CYL HEAD	10	
10	11141-96J01	GASKET, CYL HEAD	1	
11	09206-15001	PIN	2	
12	01550-08257	BOLT	4	
13	01550-08257	BOLT	1	
14	01550-0835A	BOLT	2	
15	01550-08457	BOLT	1	
16	01550-08607	BOLT	6	
17	11261-93J00	COVER, PROTECTION ANODE	3	
18	09280-22019	O RING (D:1.9,ID:21.8)	3	
19	55321-87J00	ANODE, PROTECTION	3	
20	09103-06281	BOLT (6X14)	3	
21	01550-08207	BOLT	3	
22	11170-96J00	COVER, CYL HEAD	1	
23	11189-96J00	GASKET, CYL HEAD COVER	1	
24	11173-96J00	PLATE, BREATHER	1	
25	02112-0612A	SCREW	8	
26	01547-06257	BOLT	10	
27	01547-06507	BOLT	4	
28	11191-96J00	GUIDE, AIR INTAKE NO.2	1	
29	09320-08076	GROMMET	4	
30	11174-96J00	HOSE, BREATHER	1	
31	09401-18410	CLIP	1	
32	09482-00427	SPARK PLUG (NGK BKR6E)	4	

FIG.2

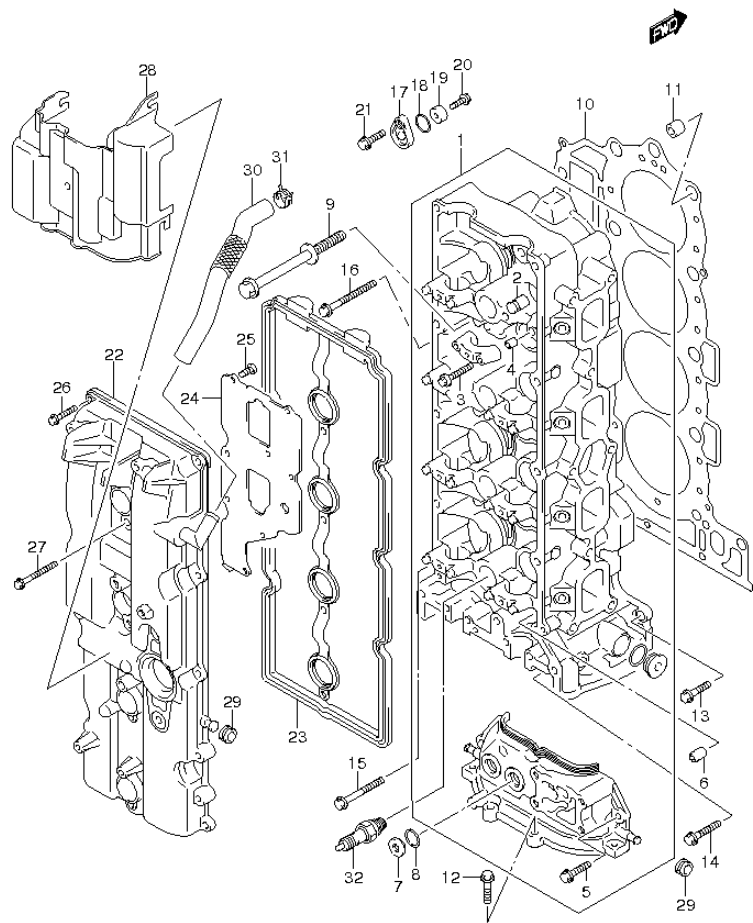


FIG.2 (1-B-3) CYLINDER HEAD (DF150T E40)

REF NO.	PART NO.	DESCRIPTION	Q' TY	REMARKS
1	11101-96J02	HEAD ASSY, CYLINDER	1	
2	11115-93J10-001	·GUIDE, VALVE	16	OPT
3	09103-06266	·BOLT (6X40)	20	
4	09206-08001	·PIN	18	
5	01547-06207	·BOLT	2	
6	11112-84400	PLUG, OIL VENTURI	1	
7	11116-93J01	PLUG	2	
8	09168-16009	GASKET (16X22X0.8)	2	
9	11119-96J00	BOLT, CYL HEAD	10	
10	11141-96J01	GASKET, CYL HEAD	1	
11	09206-15001	PIN	2	
12	01550-08257	BOLT	4	
13	01550-08257	BOLT	1	
14	01550-0835A	BOLT	2	
15	01550-08457	BOLT	1	
16	01550-08607	BOLT	6	
17	11261-93J00	COVER, PROTECTION ANODE	3	
18	09280-22019	O RING (D:1.9,ID:21.8)	3	
19	55321-87J00	ANODE, PROTECTION	3	
20	09103-06281	BOLT (6X14)	3	
21	01550-08207	BOLT	3	
22	11170-96J00	COVER, CYL HEAD	1	
23	11189-96J00	GASKET, CYL HEAD COVER	1	
24	11173-96J00	PLATE, BREATHER	1	
25	02112-0612A	SCREW	8	
26	01547-06257	BOLT	10	
27	01547-06507	BOLT	4	
28	11191-96J00	GUIDE, AIR INTAKE NO.2	1	
29	09320-08076	GROMMET	4	
30	11174-96J00	HOSE, BREATHER	1	
31	09401-18410	CLIP	1	
32	09482-00427	SPARK PLUG (NGK BKR6E)	4	

FIG.3

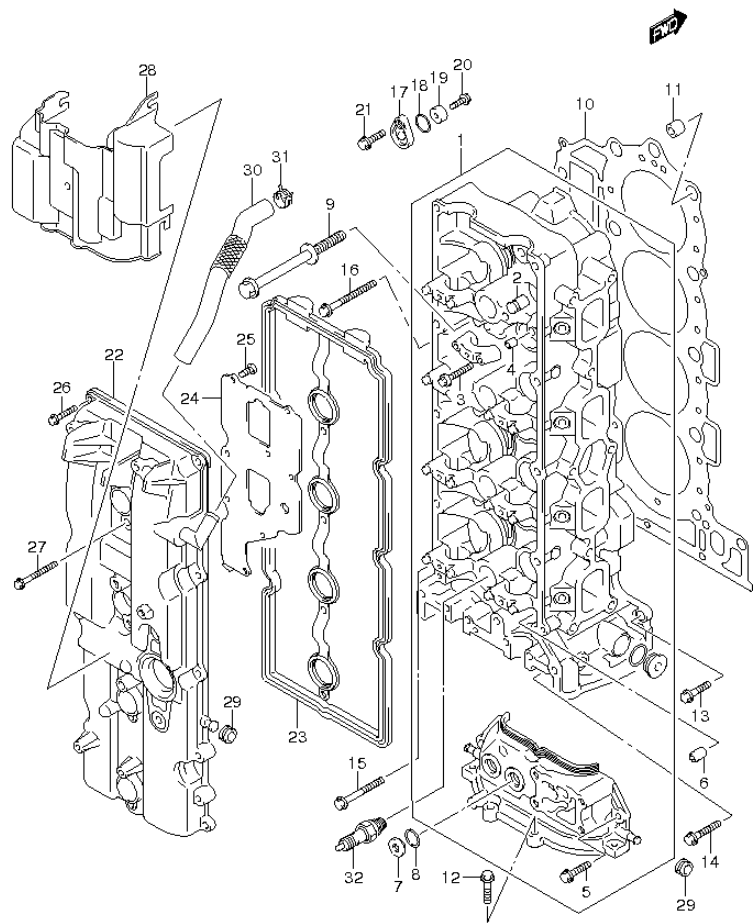
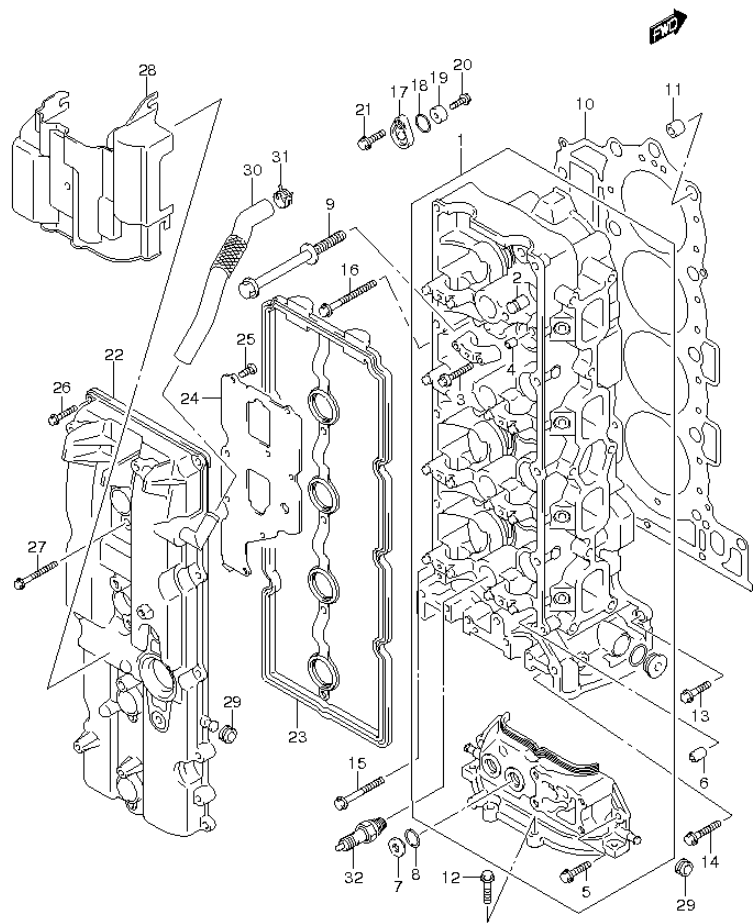


FIG.3 (1-B-4) CYLINDER HEAD (DF150Z E1)

REF NO.	PART NO.	DESCRIPTION	Q' TY	REMARKS
1	11101-96J02	HEAD ASSY, CYLINDER	1	
2	11115-93J10-001	·GUIDE, VALVE	16	OPT
3	09103-06266	·BOLT (6X40)	20	
4	09206-08001	·PIN	18	
5	01547-06207	·BOLT	2	
6	11112-84400	PLUG, OIL VENTURI	1	
7	11116-93J01	PLUG	2	
8	09168-16009	GASKET (16X22X0.8)	2	
9	11119-96J00	BOLT, CYL HEAD	10	
10	11141-96J01	GASKET, CYL HEAD	1	
11	09206-15001	PIN	2	
12	01550-08257	BOLT	4	
13	01550-08257	BOLT	1	
14	01550-0835A	BOLT	2	
15	01550-08457	BOLT	1	
16	01550-08607	BOLT	6	
17	11261-93J00	COVER, PROTECTION ANODE	3	
18	09280-22019	O RING (D:1.9,ID:21.8)	3	
19	55321-87J00	ANODE, PROTECTION	3	
20	09103-06281	BOLT (6X14)	3	
21	01550-08207	BOLT	3	
22	11170-96J00	COVER, CYL HEAD	1	
23	11189-96J00	GASKET, CYL HEAD COVER	1	
24	11173-96J00	PLATE, BREATHER	1	
25	02112-0612A	SCREW	8	
26	01547-06257	BOLT	10	
27	01547-06507	BOLT	4	
28	11191-96J00	GUIDE, AIR INTAKE NO.2	1	
29	09320-08076	GROMMET	4	
30	11174-96J00	HOSE, BREATHER	1	
31	09401-18410	CLIP	1	
32	09482-00427	SPARK PLUG (NGK BKR6E)	4	

FIG.4



DF150 175 E01 012\_004  
CYLINDER HEAD

FIG.4 (1-B-5) CYLINDER HEAD (DF150Z F40)

REF NO.	PART NO.	DESCRIPTION	Q' TY	REMARKS
1	11101-96J02	HEAD ASSY, CYLINDER	1	
2	11115-93J10-001	·GUIDE, VALVE	16	OPT
3	09103-06266	·BOLT (6X40)	20	
4	09206-08001	·PIN	18	
5	01547-06207	·BOLT	2	
6	11112-84400	PLUG, OIL VENTURI	1	
7	11116-93J01	PLUG	2	
8	09168-16009	GASKET (16X22X0.8)	2	
9	11119-96J00	BOLT, CYL HEAD	10	
10	11141-96J01	GASKET, CYL HEAD	1	
11	09206-15001	PIN	2	
12	01550-08257	BOLT	4	
13	01550-08257	BOLT	1	
14	01550-0835A	BOLT	2	
15	01550-08457	BOLT	1	
16	01550-08607	BOLT	6	
17	11261-93J00	COVER, PROTECTION ANODE	3	
18	09280-22019	O RING (D:1.9,ID:21.8)	3	
19	55321-87J00	ANODE, PROTECTION	3	
20	09103-06281	BOLT (6X14)	3	
21	01550-08207	BOLT	3	
22	11170-96J00	COVER, CYL HEAD	1	
23	11189-96J00	GASKET, CYL HEAD COVER	1	
24	11173-96J00	PLATE, BREATHER	1	
25	02112-0612A	SCREW	8	
26	01547-06257	BOLT	10	
27	01547-06507	BOLT	4	
28	11191-96J00	GUIDE, AIR INTAKE NO.2	1	
29	09320-08076	GROMMET	4	
30	11174-96J00	HOSE, BREATHER	1	
31	09401-18410	CLIP	1	
32	09482-00427	SPARK PLUG (NGK BKR6E)	4	

DF150 175 E01 012

FIG.5

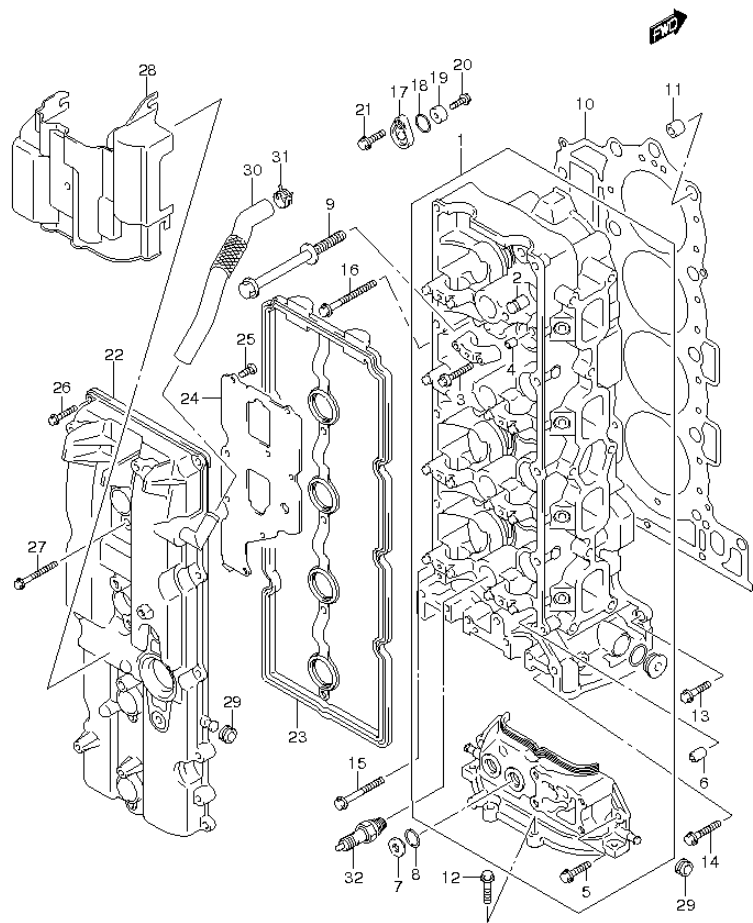


FIG.5 (1-B-6) CYLINDER HEAD (DF175T E1)

REF NO.	PART NO.	DESCRIPTION	Q' TY	REMARKS
1	11101-96J02	HEAD ASSY, CYLINDER	1	
2	11115-93J10-001	·GUIDE, VALVE	16	OPT
3	09103-06266	·BOLT (6X40)	20	
4	09206-08001	·PIN	18	
5	01547-06207	·BOLT	2	
6	11112-84400	PLUG, OIL VENTURI	1	
7	11116-93J01	PLUG	2	
8	09168-16009	GASKET (16X22X0.8)	2	
9	11119-96J00	BOLT, CYL HEAD	10	
10	11141-96J01	GASKET, CYL HEAD	1	
11	09206-15001	PIN	2	
12	01550-08257	BOLT	4	
13	01550-08257	BOLT	1	
14	01550-0835A	BOLT	2	
15	01550-08457	BOLT	1	
16	01550-08607	BOLT	6	
17	11261-93J00	COVER, PROTECTION ANODE	3	
18	09280-22019	O RING (D:1.9,ID:21.8)	3	
19	55321-87J00	ANODE, PROTECTION	3	
20	09103-06281	BOLT (6X14)	3	
21	01550-08207	BOLT	3	
22	11170-96J10	COVER, CYL HEAD	1	
23	11189-96J00	GASKET, CYL HEAD COVER	1	
24	11173-96J00	PLATE, BREATHER	1	
25	02112-0612A	SCREW	8	
26	01547-06257	BOLT	10	
27	01547-06507	BOLT	4	
28	11191-96J00	GUIDE, AIR INTAKE NO.2	1	
29	09320-08076	GROMMET	4	
30	11174-96J00	HOSE, BREATHER	1	
31	09401-18410	CLIP	1	
32	09482-00427	SPARK PLUG (NGK BKR6E)	4	



FIG.6

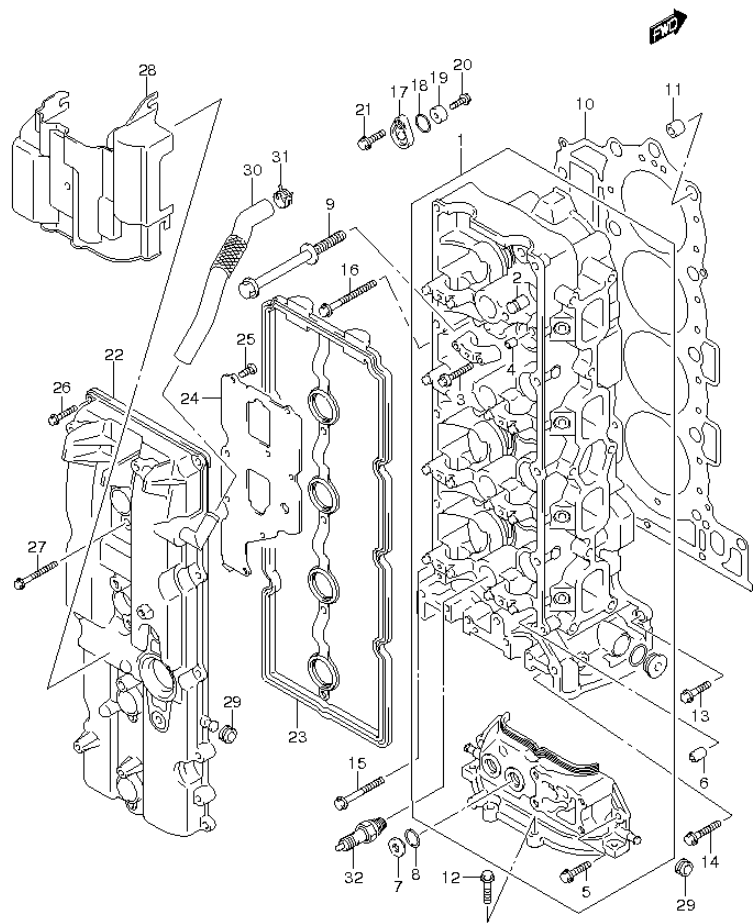


FIG. 6 (1-B-7) CYLINDER HEAD (DF175T E40)

REF NO.	PART NO.	DESCRIPTION	Q' TY	REMARKS
1	11101-96J02	HEAD ASSY, CYLINDER	1	
2	11115-93J10-001	·GUIDE, VALVE	16	OPT
3	09103-06266	·BOLT (6X40)	20	
4	09206-08001	·PIN	18	
5	01547-06207	·BOLT	2	
6	11112-84400	PLUG, OIL VENTURI	1	
7	11116-93J01	PLUG	2	
8	09168-16009	GASKET (16X22X0.8)	2	
9	11119-96J00	BOLT, CYL HEAD	10	
10	11141-96J01	GASKET, CYL HEAD	1	
11	09206-15001	PIN	2	
12	01550-08257	BOLT	4	
13	01550-08257	BOLT	1	
14	01550-0835A	BOLT	2	
15	01550-08457	BOLT	1	
16	01550-08607	BOLT	6	
17	11261-93J00	COVER, PROTECTION ANODE	3	
18	09280-22019	O RING (D:1.9,ID:21.8)	3	
19	55321-87J00	ANODE, PROTECTION	3	
20	09103-06281	BOLT (6X14)	3	
21	01550-08207	BOLT	3	
22	11170-96J10	COVER, CYL HEAD	1	
23	11189-96J00	GASKET, CYL HEAD COVER	1	
24	11173-96J00	PLATE, BREATHER	1	
25	02112-0612A	SCREW	8	
26	01547-06257	BOLT	10	
27	01547-06507	BOLT	4	
28	11191-96J00	GUIDE, AIR INTAKE NO.2	1	
29	09320-08076	GROMMET	4	
30	11174-96J00	HOSE, BREATHER	1	
31	09401-18410	CLIP	1	
32	09482-00427	SPARK PLUG (NGK BKR6E)	4	

FIG.7

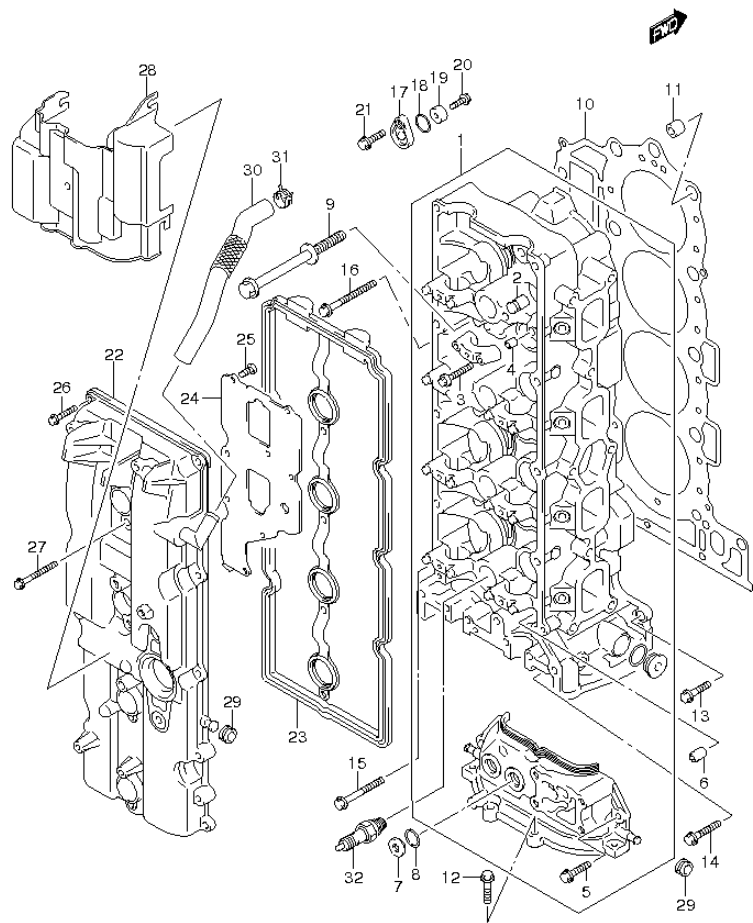


FIG.7 (1-B-8) CYLINDER HEAD (DF175Z E1)

REF NO.	PART NO.	DESCRIPTION	Q' TY	REMARKS
1	11101-96J02	HEAD ASSY, CYLINDER	1	
2	11115-93J10-001	·GUIDE, VALVE	16	OPT
3	09103-06266	·BOLT (6X40)	20	
4	09206-08001	·PIN	18	
5	01547-06207	·BOLT	2	
6	11112-84400	PLUG, OIL VENTURI	1	
7	11116-93J01	PLUG	2	
8	09168-16009	GASKET (16X22X0.8)	2	
9	11119-96J00	BOLT, CYL HEAD	10	
10	11141-96J01	GASKET, CYL HEAD	1	
11	09206-15001	PIN	2	
12	01550-08257	BOLT	4	
13	01550-08257	BOLT	1	
14	01550-0835A	BOLT	2	
15	01550-08457	BOLT	1	
16	01550-08607	BOLT	6	
17	11261-93J00	COVER, PROTECTION ANODE	3	
18	09280-22019	O RING (D:1.9,ID:21.8)	3	
19	55321-87J00	ANODE, PROTECTION	3	
20	09103-06281	BOLT (6X14)	3	
21	01550-08207	BOLT	3	
22	11170-96J10	COVER, CYL HEAD	1	
23	11189-96J00	GASKET, CYL HEAD COVER	1	
24	11173-96J00	PLATE, BREATHER	1	
25	02112-0612A	SCREW	8	
26	01547-06257	BOLT	10	
27	01547-06507	BOLT	4	
28	11191-96J00	GUIDE, AIR INTAKE NO.2	1	
29	09320-08076	GROMMET	4	
30	11174-96J00	HOSE, BREATHER	1	
31	09401-18410	CLIP	1	
32	09482-00427	SPARK PLUG (NGK BKR6E)	4	

FIG.8

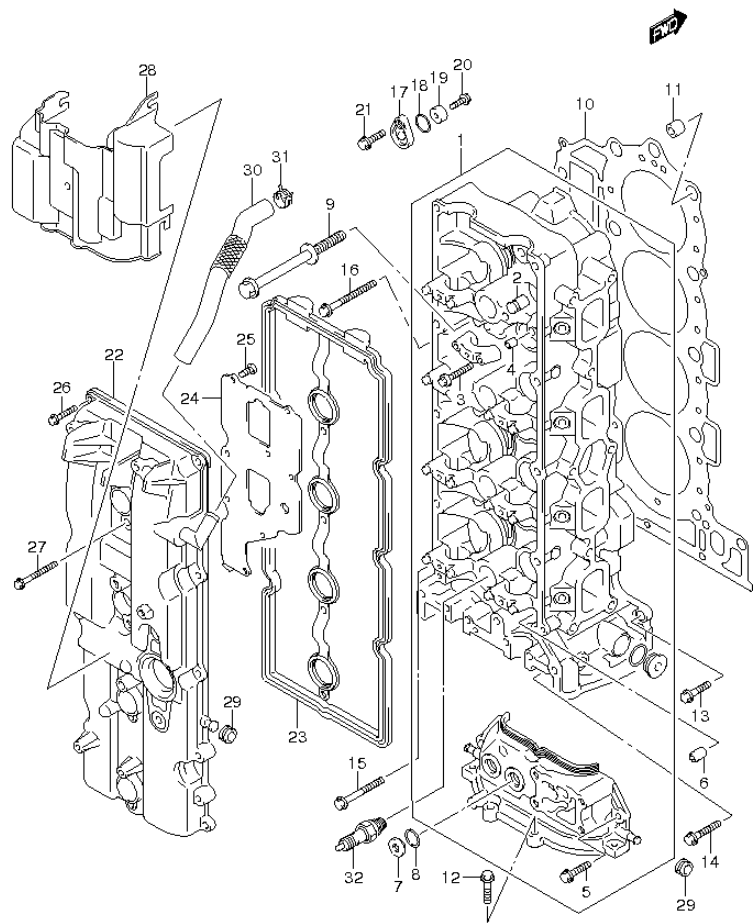


FIG.8 (1-B-9) CYLINDER HEAD (DF175Z F40)

REF NO.	PART NO.	DESCRIPTION	Q' TY	REMARKS
1	11101-96J02	HEAD ASSY, CYLINDER	1	
2	11115-93J10-001	·GUIDE, VALVE	16	OPT
3	09103-06266	·BOLT (6X40)	20	
4	09206-08001	·PIN	18	
5	01547-06207	·BOLT	2	
6	11112-84400	PLUG, OIL VENTURI	1	
7	11116-93J01	PLUG	2	
8	09168-16009	GASKET (16X22X0.8)	2	
9	11119-96J00	BOLT, CYL HEAD	10	
10	11141-96J01	GASKET, CYL HEAD	1	
11	09206-15001	PIN	2	
12	01550-08257	BOLT	4	
13	01550-08257	BOLT	1	
14	01550-0835A	BOLT	2	
15	01550-08457	BOLT	1	
16	01550-08607	BOLT	6	
17	11261-93J00	COVER, PROTECTION ANODE	3	
18	09280-22019	O RING (D:1.9,ID:21.8)	3	
19	55321-87J00	ANODE, PROTECTION	3	
20	09103-06281	BOLT (6X14)	3	
21	01550-08207	BOLT	3	
22	11170-96J10	COVER, CYL HEAD	1	
23	11189-96J00	GASKET, CYL HEAD COVER	1	
24	11173-96J00	PLATE, BREATHER	1	
25	02112-0612A	SCREW	8	
26	01547-06257	BOLT	10	
27	01547-06507	BOLT	4	
28	11191-96J00	GUIDE, AIR INTAKE NO.2	1	
29	09320-08076	GROMMET	4	
30	11174-96J00	HOSE, BREATHER	1	
31	09401-18410	CLIP	1	
32	09482-00427	SPARK PLUG (NGK BKR6E)	4	

FIG.9

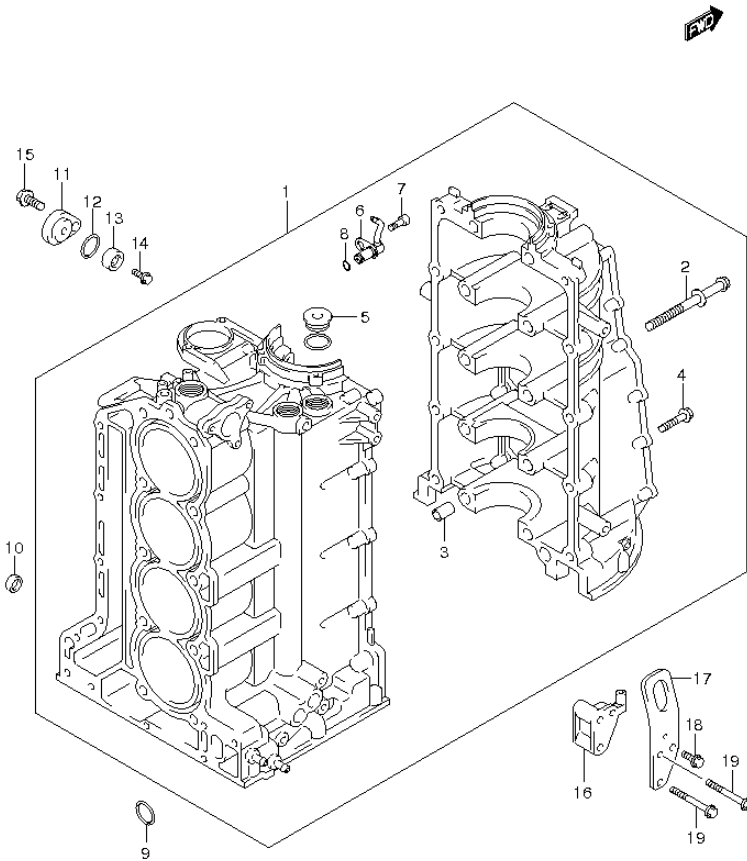


FIG. 9 (1-B-10) CYLINDER BLOCK

REF. NO.	PART NO.	DESCRIPTION	Q' TY	REMARKS
1	11300-96J10	BLOCK ASSY, CYLINDER	1	
2	11117-96J01	·BOLT, CRANKCASE (11X128)	10	
3	09206-14004	·PIN	5	
4	09103-10284	·BOLT (10X45)	10	
5	09248-26001	·PLUG	4	
6	11390-96J00	JET, PISTON COOLING	4	
7	09106-06075	BOLT, PISTON COOLING JET	4	
8	09280-05007	O RING, PISTON COOLING JET	4	
9	11318-96J00	O RING, BALANCER OIL GALLERY	1	
10	09329-14002	CUSHION	2	
11	11261-93J00	COVER, PROTECTION ANODE	1	
12	09280-22019	O RING (D:1.9,ID:21.8)	1	
13	55321-87J00	ANODE, PROTECTION	1	
14	09103-06281	BOLT (6X14)	1	
15	01550-08207	BOLT	1	
16	11294-96J00	BRACKET, STBD HOOK	1	
17	11291-96J00	HOOK, ENGINE STBD	1	
18	01550-08167	BOLT	1	
19	01550-08557	BOLT	2	

FIG.10

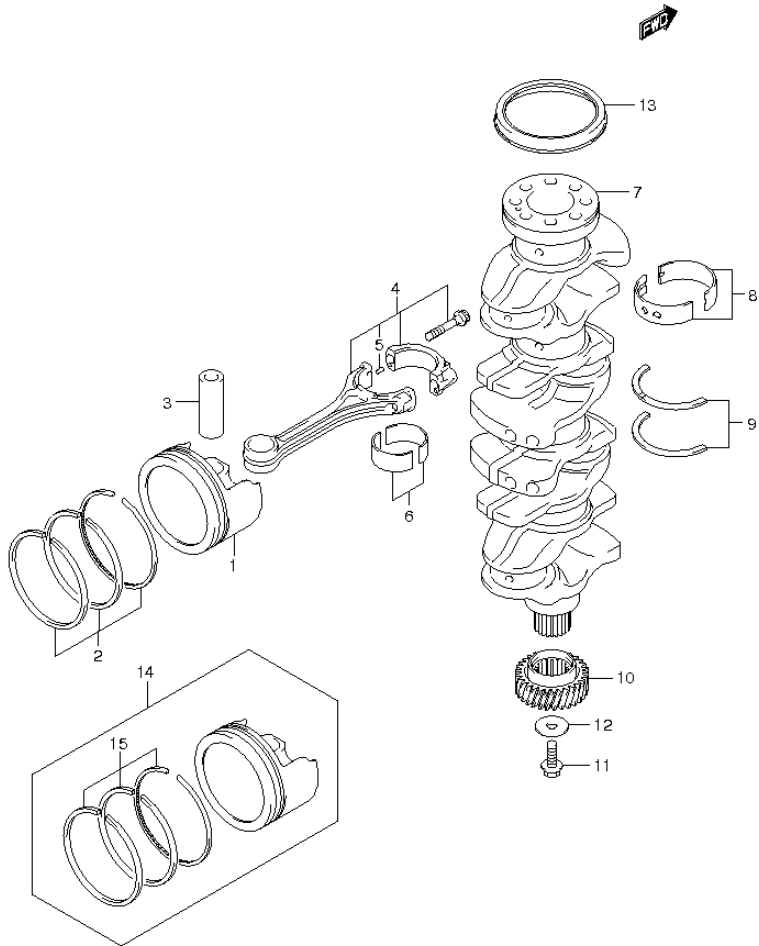


FIG.10 (1-B-11) CRANKSHAFT

REF NO.	PART NO.	DESCRIPTION	Q'TY	REMARKS
1	12111-96J01-0B0	PISTON	4	
2	12140-96J00	RING SET, PISTON	4	
3	12151-96J00	PIN, PISTON	4	
4	12160-96J00	CONNROD ASSY	4	
5	04221-04089	·PIN	8	
6-1	12100-96810-0A0	BEARING SET, CONNROD (GREEN)	4	
6-2	12100-96810-025	BEARING SET, CONNROD (US:0.25)	4	OPT
7	12221-96J10	CRANKSHAFT	1	
8-1	12340-96J00-0B0	BEARING SET, CRANKSHAFT (BLACK)	5	
8-2	12340-96J00-0C0	BEARING SET, CRANKSHAFT (NON)	5	
8-3	12340-96J00-0D0	BEARING SET, CRANKSHAFT (YELLOW)	5	
8-4	12340-96J00-0E0	BEARING SET, CRANKSHAFT (BLUE)	5	
8-5	12340-96J00-0F0	BEARING SET, CRANKSHAFT (PINK)	5	
8-6	12300-96810-0BA	BEARING SET, CRANKSHAFT (RED/BLACK)	5	OPT US:0.25
8-7	12300-96810-0CA	BEARING SET, CRANKSHAFT (RED)	5	OPT US:0.25
8-8	12300-96810-0DA	BEARING SET, CRANKSHAFT (RED/YELLOW)	5	OPT US:0.25
8-9	12300-96810-0EA	BEARING SET, CRANKSHAFT (RED/BLUE)	5	OPT US:0.25
8-10	12300-96810-0FA	BEARING SET, CRANKSHAFT (RED/PINK)	5	OPT US:0.25
9-1	12300-85830	BEARING SET, CRANK THRUST	2	
9-2	12300-85830-012	BEARING SET, CRANK THRUST (OS:0.25)	2	OPT
10	12242-96J00	GEAR, DRIVE	1	
11	09103-10229	BOLT (10X32)	1	
12	09160-10120	WASHER (10X42X3)	1	
13	09283-91001	OIL SEAL (91X109X10)	1	
14	12100-96J01-050	PISTON SET (OS:0.50)	4	OPT
15	12140-96J00-050	·RING SET, PISTON (OS:0.50)	4	OPT

FIG.11

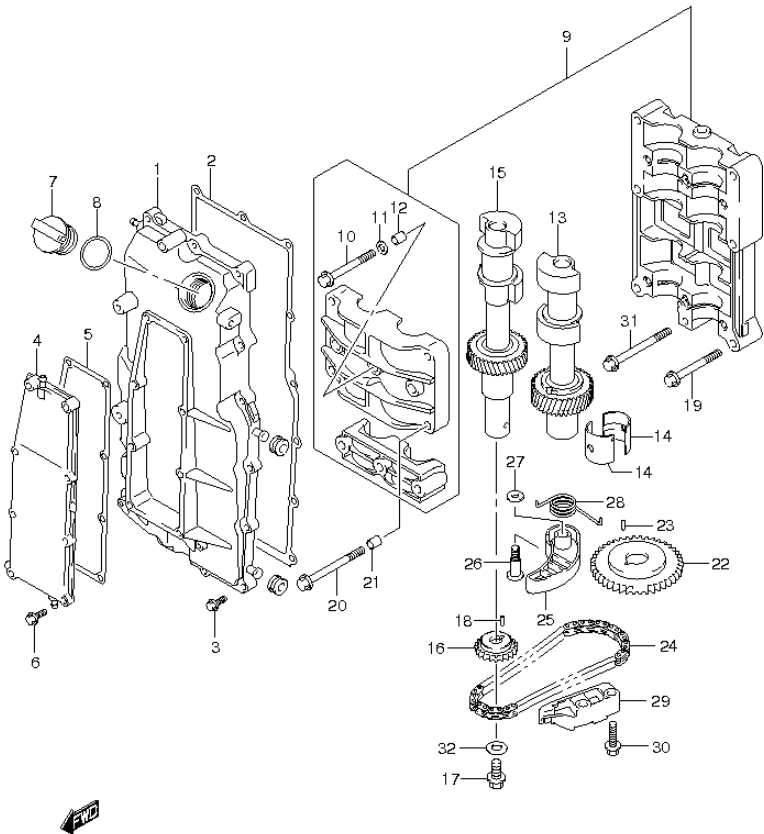


FIG.11 (1-B-12) BALANCER

REF NO.	PART NO.	DESCRIPTION	Q'TY	REMARKS
1	11330-96J10	COVER, BALANCER SHAFT	1	
2	11332-96J00	GASKET, BALANCER COVER	1	
3	01550-06257	BOLT	15	
4	11340-96J00	COVER, BALANCER WATER JACKET	1	
5	11342-96J00	GASKET, BAL WTR JACKET COVER	1	
6	01550-06257	BOLT	8	
7	11382-93J00	CAP, OIL FILLER	1	
8	09280-26006	O RING (D:3.1,ID:26.4)	1	
9-1	12600-96J00	HOUSING ASSY, BALANCER	1	DF150T UP TO VIN.210507 DF150Z FROM VIN.210054 DF175T UP TO VIN.210271 DF175Z UP TO VIN.210019
9-2	12600-96J01	HOUSING ASSY, BALANCER	1	DF150T FROM VIN.210508 DF150Z FROM VIN.210055 DF175T FROM VIN.210272 DF175Z FROM VIN.210020
10	12643-96J00	·BOLT	6	
11	12644-96J00	·WASHER	6	
12	04211-11129	·PIN	4	

FIG.11

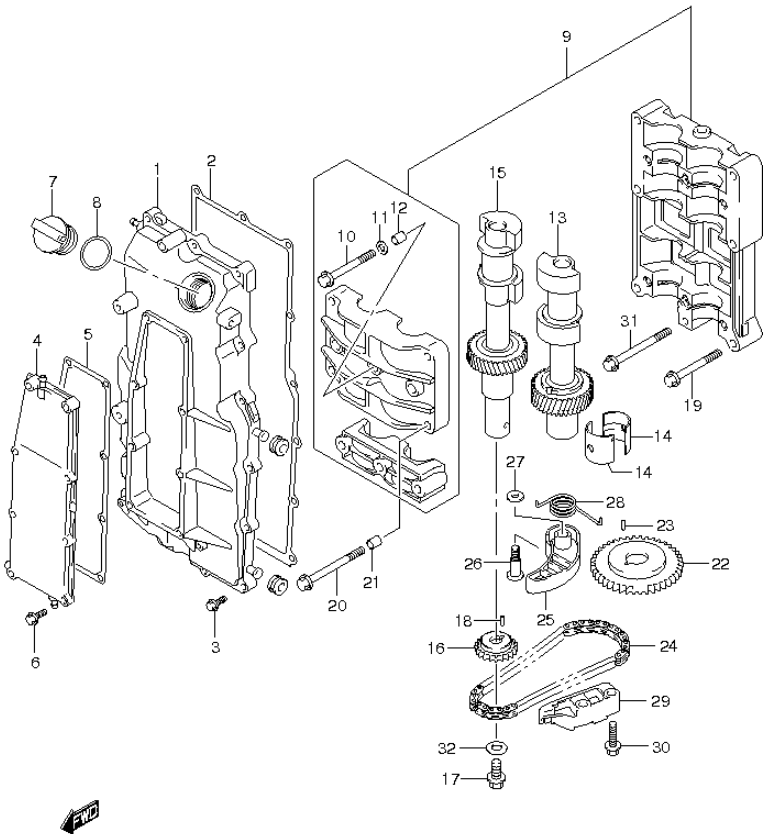


FIG.11 (1-B-13) BALANCER

REF NO.	PART NO.	DESCRIPTION	Q' TY	REMARKS
13-1	12605-96J01	SHAFT ASSY, BALANCER PORT	1	->12600-96800 BALANCER SET, STBD/PORT DF150T UP TO VIN.210507 DF150Z FROM VIN.210054 DF175T UP TO VIN.210271 DF175Z UP TO VIN.210019
13-2	12660-96J02	SHAFT ASSY, BALANCER PORT	1	DF150T FROM VIN.210508 DF150Z FROM VIN.210055 DF175T FROM VIN.210272 DF175Z FROM VIN.210020
14	12645-96J00	BEARING, BALANCER	8	
15-1	12650-96J00	BALANCER, STBD	1	->12600-96800 BALANCER SET, STBD/PORT DF150T UP TO VIN.210507 DF150Z UP TO VIN.210054 DF175T UP TO VIN.210271 DF175Z UP TO VIN.210019
15-2	12650-96J01	BALANCER, STBD	1	DF150T FROM VIN.210508 DF150Z FROM VIN.210055 DF175T FROM VIN.210272 DF175Z FROM VIN.210020
16	12665-96J00	SPROCKET, BAL DRIVEN	1	
17	01550-1020A	BOLT	1	

FIG.11

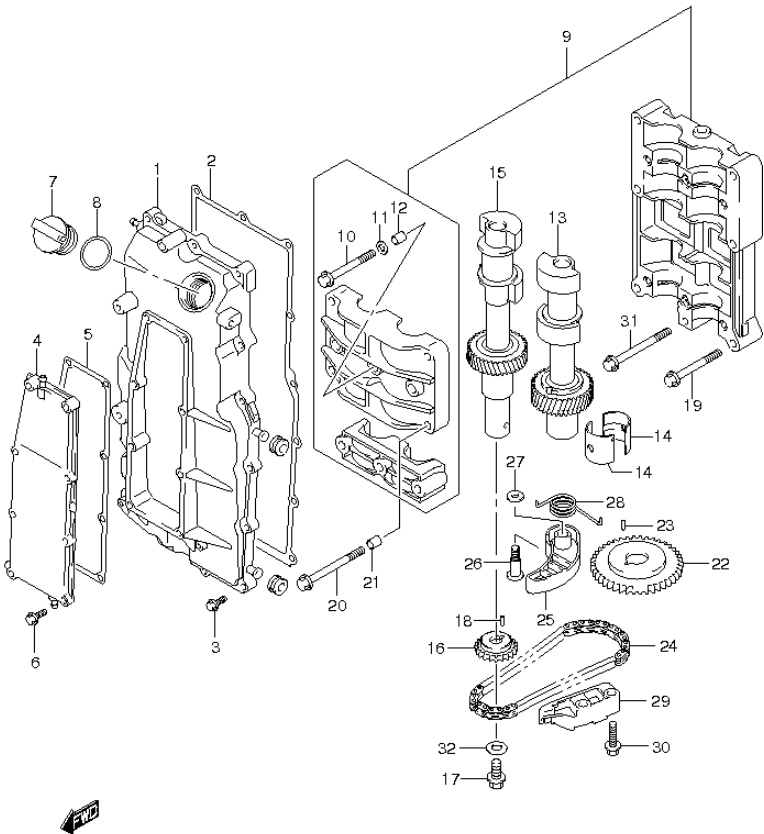


FIG.11 (1-B-14) BALANCER

REF NO.	PART NO.	DESCRIPTION	Q' TY	REMARKS
18	04221-04089	PIN	1	
19	09103-08414	BOLT (8X53)	2	
20	09103-08423	BOLT (8X80)	4	
21	04211-11129	PIN	2	
22	12662-96J00	SPROCKET, BAL DRIVE	1	
23	09202-05032	PIN	1	
24	12670-96J00	CHAIN, BALANCER	1	
25	12671-96J01	TENSIONER, BAL CHAIN	1	
26	12672-96J01	BOLT, BAL CHAIN TENSIONER	1	
27	09160-08079	WASHER (8X17X2)	1	
28	12673-96J00	SPRING, BAL CHAIN TENSIONER	1	
29	12695-96J00	GUIDE, BAL CHAIN	1	
30	01550-0825A	BOLT	2	
31	09103-08158	BOLT (8X75)	1	
32	09160-10039	WASHER (10.5X22X2.3)	1	



FIG.12

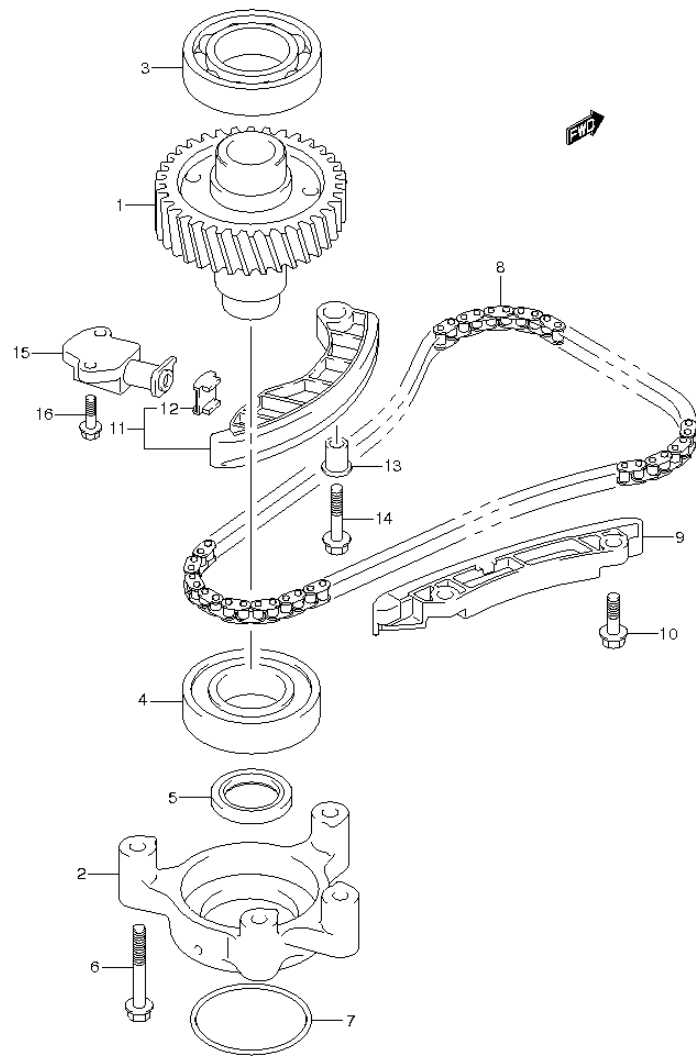


FIG.12 (1-B-15) TIMING CHAIN

REF. NO.	PART NO.	DESCRIPTION	Q' TY	REMARKS
1	12730-96J00	GEAR, DRIVEN	1	
2	12734-96J00	HOLDER, DRIVEN GEAR	1	
3	08110-62080	BEARING	1	
4	09262-40018	BEARING (40X80X18)	1	
5	09283-32044	OIL SEAL (32X47X6)	1	
6	09103-08339	BOLT (8X55)	4	
7	09280-70012	O RING (D:5.7,ID:69.6)	1	
8	12761-96J00	CHAIN, TIMING	1	
9	12772-96J00	GUIDE, TIMING CHAIN	1	
10	01550-0825A	BOLT	2	
11	12810-96J00	TENSIONER ASSY, TIMING CHAIN	1	
12	12813-73G00	PAD, TIMING CHAIN TENSIONER	1	
13	12812-90J00	SPACER, TIMING CHAIN TENSIONER	1	
14	01550-0835A	BOLT	1	
15	12831-93J01	ADJUSTER ASSY, TENSIONER	1	
16	01550-0620A	BOLT	2	

FIG.13

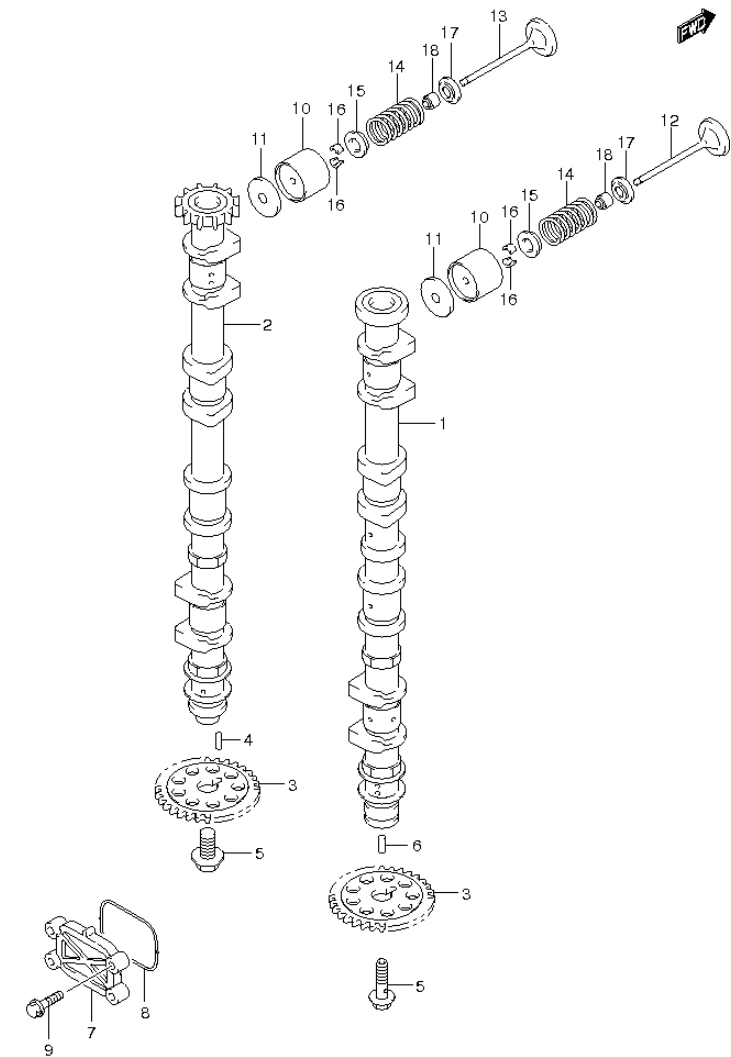


FIG.13 (1-C-2) CAMSHAFT (DF150T E1)

REF NO.	PART NO.	DESCRIPTION	Q' TY	REMARKS
1	12701-96J20	CAMSHAFT, INTAKE	1	
2	12705-96J20	CAMSHAFT, EXHAUST	1	
3	12748-96J00	SPROCKET, CAMSHAFT	2	
4	09202-05033	PIN	1	
5	12749-93J00	BOLT, CAMSHAFT	2	
6	09202-05032	PIN	1	
7	16551-93J00	PLATE, OIL CONTROL	1	
8	16559-93J00	GASKET, OCV PLATE	1	
9	01550-06257	BOLT	4	
10	12891-93J00	TAPPET	16	
11-1	12892-93J00-218	SHIM, TAPPET	16	
11-2	12892-93J00-220	SHIM, TAPPET	16	
11-3	12892-93J00-223	SHIM, TAPPET	16	
11-4	12892-93J00-225	SHIM, TAPPET	16	
11-5	12892-93J00-228	SHIM, TAPPET	16	
11-6	12892-93J00-230	SHIM, TAPPET	16	
11-7	12892-93J00-233	SHIM, TAPPET	16	
11-8	12892-93J00-235	SHIM, TAPPET	16	
11-9	12892-93J00-238	SHIM, TAPPET	16	
11-10	12892-93J00-240	SHIM, TAPPET	16	
11-11	12892-93J00-243	SHIM, TAPPET	16	
11-12	12892-93J00-245	SHIM, TAPPET	16	
11-13	12892-93J00-248	SHIM, TAPPET	16	
11-14	12892-93J00-250	SHIM, TAPPET	16	
11-15	12892-93J00-253	SHIM, TAPPET	16	
11-16	12892-93J00-255	SHIM, TAPPET	16	
11-17	12892-93J00-258	SHIM, TAPPET	16	
11-18	12892-93J00-260	SHIM, TAPPET	16	
11-19	12892-93J00-263	SHIM, TAPPET	16	
11-20	12892-93J00-265	SHIM, TAPPET	16	
11-21	12892-93J00-268	SHIM, TAPPET	16	
11-22	12892-93J00-270	SHIM, TAPPET	16	
11-23	12892-93J00-273	SHIM, TAPPET	16	
11-24	12892-93J00-275	SHIM, TAPPET	16	

FIG.13

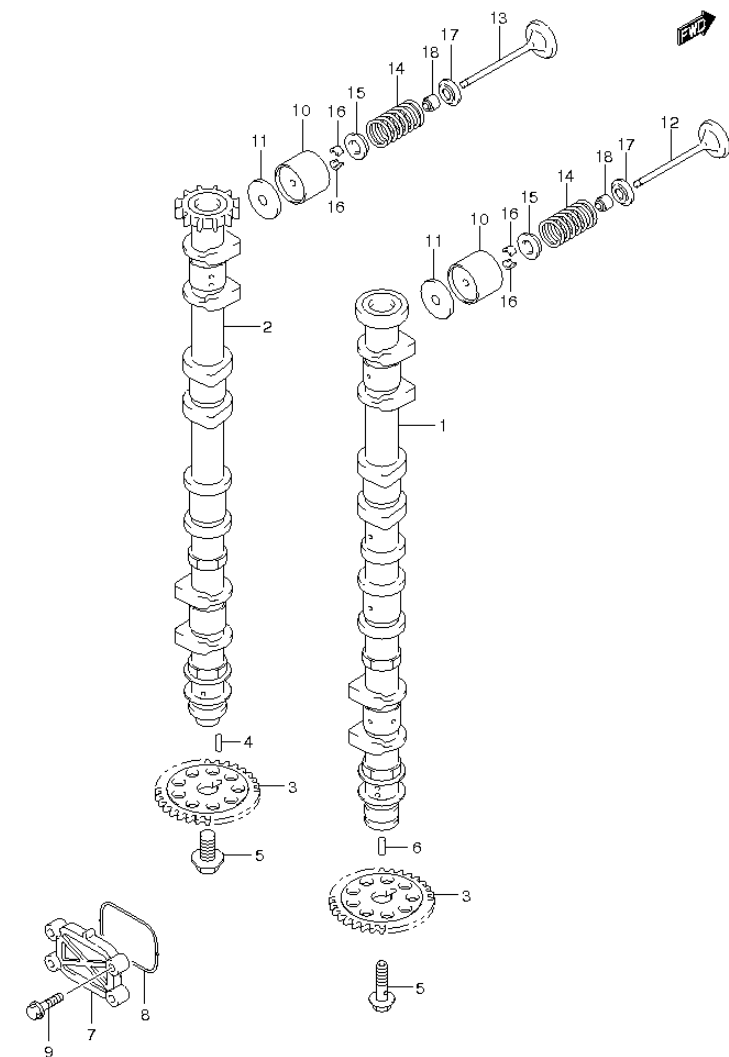


FIG.13 (1-C-3) CAMSHAFT (DF150T E1)

REF NO.	PART NO.	DESCRIPTION	Q' TY	REMARKS
11-25	12892-93J00-278	SHIM, TAPPET	16	
11-26	12892-93J00-280	SHIM, TAPPET	16	
11-27	12892-93J00-283	SHIM, TAPPET	16	
11-28	12892-93J00-285	SHIM, TAPPET	16	
11-29	12892-93J00-288	SHIM, TAPPET	16	
11-30	12892-93J00-290	SHIM, TAPPET	16	
11-31	12892-93J00-293	SHIM, TAPPET	16	
11-32	12892-93J00-295	SHIM, TAPPET	16	
11-33	12892-93J00-298	SHIM, TAPPET	16	
11-34	12892-93J00-300	SHIM, TAPPET	16	
12	12911-93J00	VALVE, INTAKE	8	
13	12915-93J00	VALVE, EXHAUST	8	
14	12921-93J10	SPRING, VALVE	16	
15	12931-78G00	RETAINER, VALVE SPRING	16	
16	12932-24400	COTTER, VALVE	32	
17	12933-69G10	SEAT, VALVE SPRING	16	
18	09289-05012	OIL SEAL (5.5X11.5X9.3)	16	

FIG.14

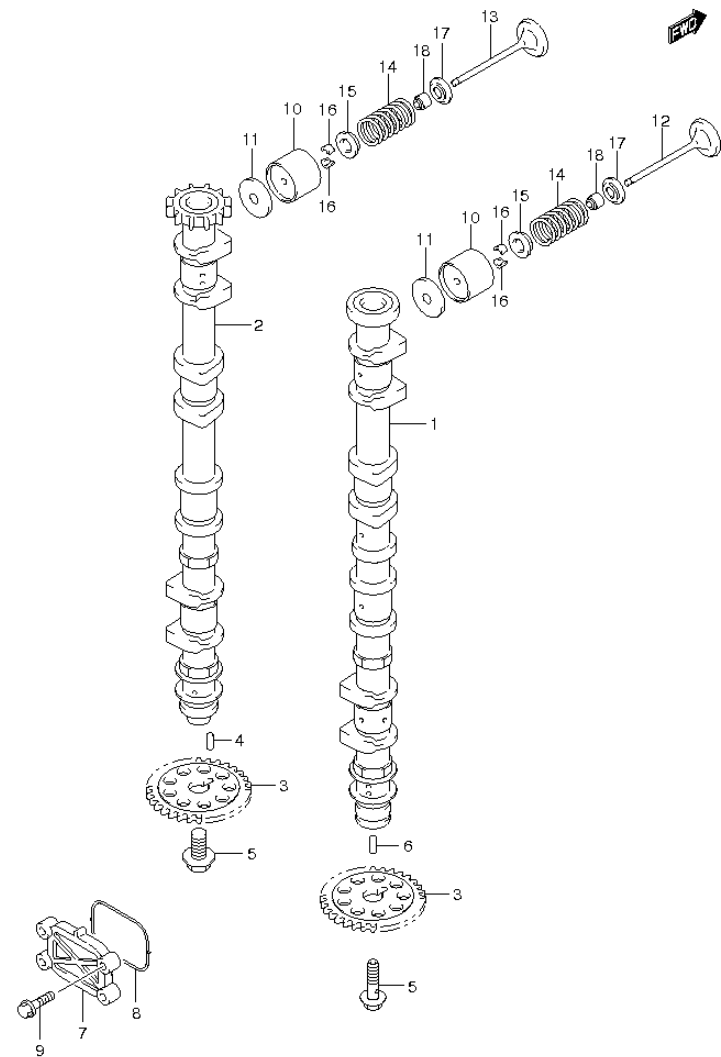


FIG.14 (1-C-4) CAMSHAFT (DF150T E40)

REF NO.	PART NO.	DESCRIPTION	Q' TY	REMARKS
1	12701-96J20	CAMSHAFT, INTAKE	1	
2	12705-96J20	CAMSHAFT, EXHAUST	1	
3	12748-96J00	SPROCKET, CAMSHAFT	2	
4	09202-05033	PIN	1	
5	12749-93J00	BOLT, CAMSHAFT	2	
6	09202-05032	PIN	1	
7	16551-93J00	PLATE, OIL CONTROL	1	
8	16559-93J00	GASKET, OCV PLATE	1	
9	01550-06257	BOLT	4	
10	12891-93J00	TAPPET	16	
11-1	12892-93J00-218	SHIM, TAPPET	16	
11-2	12892-93J00-220	SHIM, TAPPET	16	
11-3	12892-93J00-223	SHIM, TAPPET	16	
11-4	12892-93J00-225	SHIM, TAPPET	16	
11-5	12892-93J00-228	SHIM, TAPPET	16	
11-6	12892-93J00-230	SHIM, TAPPET	16	
11-7	12892-93J00-233	SHIM, TAPPET	16	
11-8	12892-93J00-235	SHIM, TAPPET	16	
11-9	12892-93J00-238	SHIM, TAPPET	16	
11-10	12892-93J00-240	SHIM, TAPPET	16	
11-11	12892-93J00-243	SHIM, TAPPET	16	
11-12	12892-93J00-245	SHIM, TAPPET	16	
11-13	12892-93J00-248	SHIM, TAPPET	16	
11-14	12892-93J00-250	SHIM, TAPPET	16	
11-15	12892-93J00-253	SHIM, TAPPET	16	
11-16	12892-93J00-255	SHIM, TAPPET	16	
11-17	12892-93J00-258	SHIM, TAPPET	16	
11-18	12892-93J00-260	SHIM, TAPPET	16	
11-19	12892-93J00-263	SHIM, TAPPET	16	
11-20	12892-93J00-265	SHIM, TAPPET	16	
11-21	12892-93J00-268	SHIM, TAPPET	16	
11-22	12892-93J00-270	SHIM, TAPPET	16	
11-23	12892-93J00-273	SHIM, TAPPET	16	
11-24	12892-93J00-275	SHIM, TAPPET	16	

**FIG. 14 (1-C-5) CAMSHAFT (DF150T E40)**

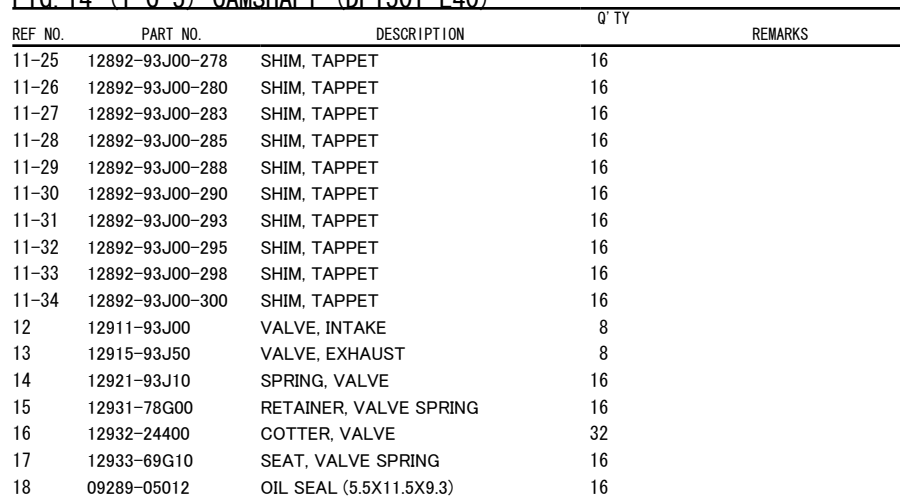


FIG.15

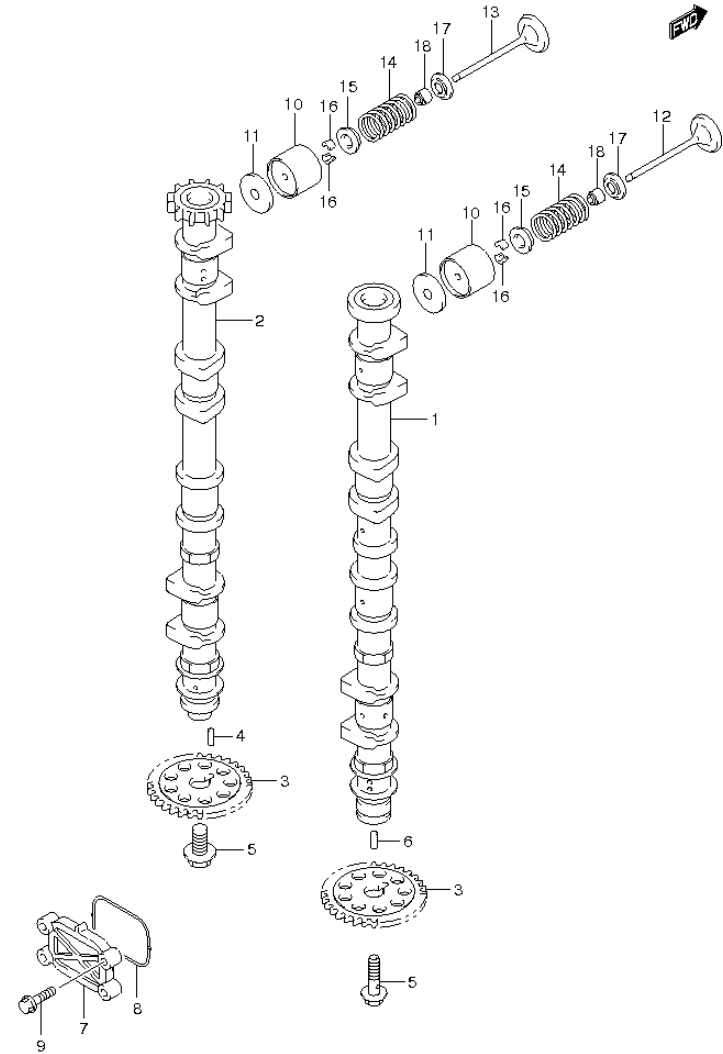
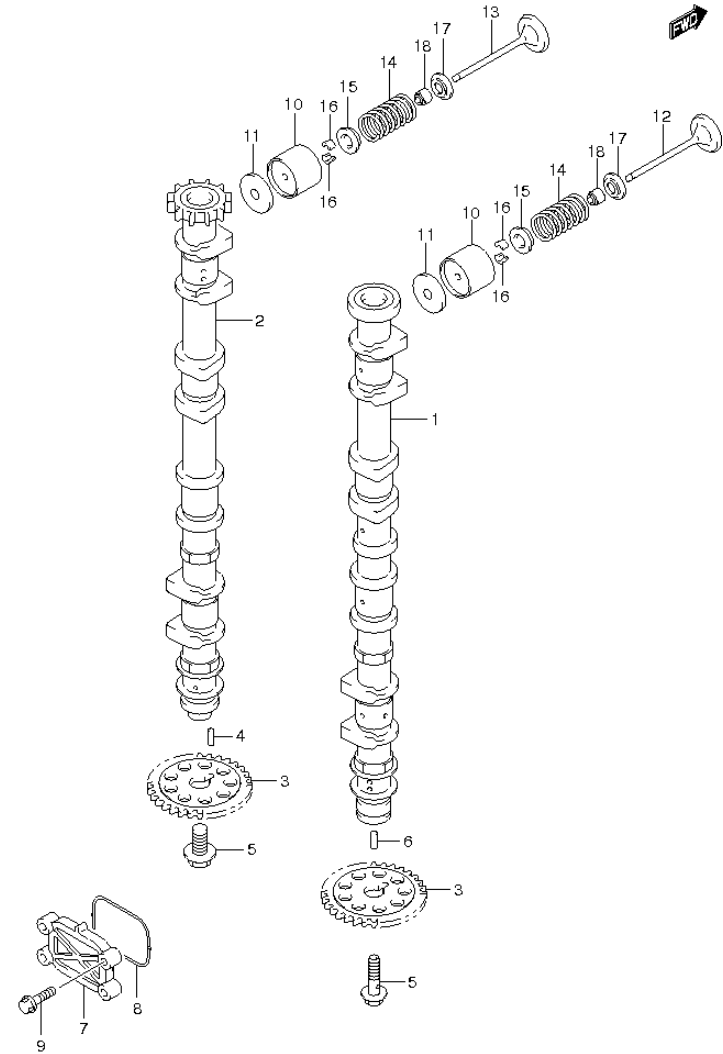


FIG.15 (1-C-6) CAMSHAFT (DF150Z E1)

REF NO.	PART NO.	DESCRIPTION	Q'TY	REMARKS
1	12701-96J20	CAMSHAFT, INTAKE	1	
2	12705-96J20	CAMSHAFT, EXHAUST	1	
3	12748-96J00	SPROCKET, CAMSHAFT	2	
4	09202-05033	PIN	1	
5	12749-93J00	BOLT, CAMSHAFT	2	
6	09202-05032	PIN	1	
7	16551-93J00	PLATE, OIL CONTROL	1	
8	16559-93J00	GASKET, OCV PLATE	1	
9	01550-06257	BOLT	4	
10	12891-93J00	TAPPET	16	
11-1	12892-93J00-218	SHIM, TAPPET	16	
11-2	12892-93J00-220	SHIM, TAPPET	16	
11-3	12892-93J00-223	SHIM, TAPPET	16	
11-4	12892-93J00-225	SHIM, TAPPET	16	
11-5	12892-93J00-228	SHIM, TAPPET	16	
11-6	12892-93J00-230	SHIM, TAPPET	16	
11-7	12892-93J00-233	SHIM, TAPPET	16	
11-8	12892-93J00-235	SHIM, TAPPET	16	
11-9	12892-93J00-238	SHIM, TAPPET	16	
11-10	12892-93J00-240	SHIM, TAPPET	16	
11-11	12892-93J00-243	SHIM, TAPPET	16	
11-12	12892-93J00-245	SHIM, TAPPET	16	
11-13	12892-93J00-248	SHIM, TAPPET	16	
11-14	12892-93J00-250	SHIM, TAPPET	16	
11-15	12892-93J00-253	SHIM, TAPPET	16	
11-16	12892-93J00-255	SHIM, TAPPET	16	
11-17	12892-93J00-258	SHIM, TAPPET	16	
11-18	12892-93J00-260	SHIM, TAPPET	16	
11-19	12892-93J00-263	SHIM, TAPPET	16	
11-20	12892-93J00-265	SHIM, TAPPET	16	
11-21	12892-93J00-268	SHIM, TAPPET	16	
11-22	12892-93J00-270	SHIM, TAPPET	16	
11-23	12892-93J00-273	SHIM, TAPPET	16	
11-24	12892-93J00-275	SHIM, TAPPET	16	

FIG.15



DF150 175 E01 012\_015  
CAMSHAFT

FIG.15 (1-C-7) CAMSHAFT (DF150Z E1)

REF NO.	PART NO.	DESCRIPTION	Q' TY	REMARKS
11-25	12892-93J00-278	SHIM, TAPPET	16	
11-26	12892-93J00-280	SHIM, TAPPET	16	
11-27	12892-93J00-283	SHIM, TAPPET	16	
11-28	12892-93J00-285	SHIM, TAPPET	16	
11-29	12892-93J00-288	SHIM, TAPPET	16	
11-30	12892-93J00-290	SHIM, TAPPET	16	
11-31	12892-93J00-293	SHIM, TAPPET	16	
11-32	12892-93J00-295	SHIM, TAPPET	16	
11-33	12892-93J00-298	SHIM, TAPPET	16	
11-34	12892-93J00-300	SHIM, TAPPET	16	
12	12911-93J00	VALVE, INTAKE	8	
13	12915-93J00	VALVE, EXHAUST	8	
14	12921-93J10	SPRING, VALVE	16	
15	12931-78G00	RETAINER, VALVE SPRING	16	
16	12932-24400	COTTER, VALVE	32	
17	12933-69G10	SEAT, VALVE SPRING	16	
18	09289-05012	OIL SEAL (5.5X11.5X9.3)	16	

DF150 175 E01 012

FIG.16

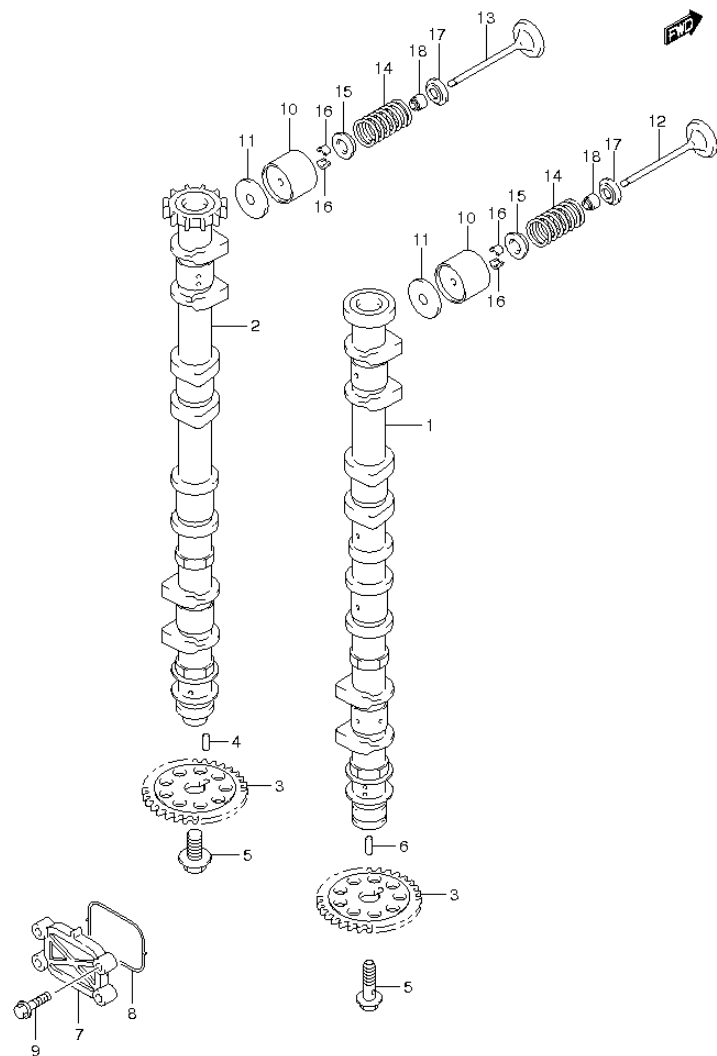


FIG.16 (1-C-8) CAMSHAFT (DF150Z E40)

REF NO.	PART NO.	DESCRIPTION	Q' TY	REMARKS
1	12701-96J20	CAMSHAFT, INTAKE	1	
2	12705-96J20	CAMSHAFT, EXHAUST	1	
3	12748-96J00	SPROCKET, CAMSHAFT	2	
4	09202-05033	PIN	1	
5	12749-93J00	BOLT, CAMSHAFT	2	
6	09202-05032	PIN	1	
7	16551-93J00	PLATE, OIL CONTROL	1	
8	16559-93J00	GASKET, OCV PLATE	1	
9	01550-06257	BOLT	4	
10	12891-93J00	TAPPET	16	
11-1	12892-93J00-218	SHIM, TAPPET	16	
11-2	12892-93J00-220	SHIM, TAPPET	16	
11-3	12892-93J00-223	SHIM, TAPPET	16	
11-4	12892-93J00-225	SHIM, TAPPET	16	
11-5	12892-93J00-228	SHIM, TAPPET	16	
11-6	12892-93J00-230	SHIM, TAPPET	16	
11-7	12892-93J00-233	SHIM, TAPPET	16	
11-8	12892-93J00-235	SHIM, TAPPET	16	
11-9	12892-93J00-238	SHIM, TAPPET	16	
11-10	12892-93J00-240	SHIM, TAPPET	16	
11-11	12892-93J00-243	SHIM, TAPPET	16	
11-12	12892-93J00-245	SHIM, TAPPET	16	
11-13	12892-93J00-248	SHIM, TAPPET	16	
11-14	12892-93J00-250	SHIM, TAPPET	16	
11-15	12892-93J00-253	SHIM, TAPPET	16	
11-16	12892-93J00-255	SHIM, TAPPET	16	
11-17	12892-93J00-258	SHIM, TAPPET	16	
11-18	12892-93J00-260	SHIM, TAPPET	16	
11-19	12892-93J00-263	SHIM, TAPPET	16	
11-20	12892-93J00-265	SHIM, TAPPET	16	
11-21	12892-93J00-268	SHIM, TAPPET	16	
11-22	12892-93J00-270	SHIM, TAPPET	16	
11-23	12892-93J00-273	SHIM, TAPPET	16	
11-24	12892-93J00-275	SHIM, TAPPET	16	



FIG.16

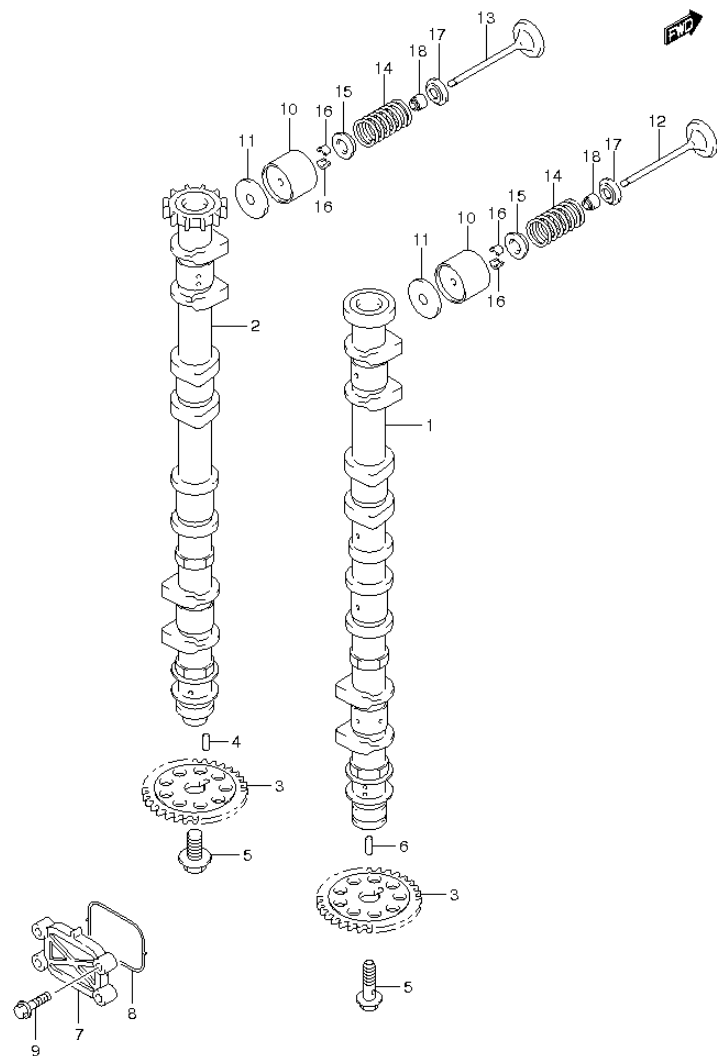


FIG.16 (1-C-9) CAMSHAFT (DF150Z E40)

REF NO.	PART NO.	DESCRIPTION	Q' TY	REMARKS
11-25	12892-93J00-278	SHIM, TAPPET	16	
11-26	12892-93J00-280	SHIM, TAPPET	16	
11-27	12892-93J00-283	SHIM, TAPPET	16	
11-28	12892-93J00-285	SHIM, TAPPET	16	
11-29	12892-93J00-288	SHIM, TAPPET	16	
11-30	12892-93J00-290	SHIM, TAPPET	16	
11-31	12892-93J00-293	SHIM, TAPPET	16	
11-32	12892-93J00-295	SHIM, TAPPET	16	
11-33	12892-93J00-298	SHIM, TAPPET	16	
11-34	12892-93J00-300	SHIM, TAPPET	16	
12	12911-93J00	VALVE, INTAKE	8	
13	12915-93J50	VALVE, EXHAUST	8	
14	12921-93J10	SPRING, VALVE	16	
15	12931-78G00	RETAINER, VALVE SPRING	16	
16	12932-24400	COTTER, VALVE	32	
17	12933-69G10	SEAT, VALVE SPRING	16	
18	09289-05012	OIL SEAL (5.5X11.5X9.3)	16	

FIG.17

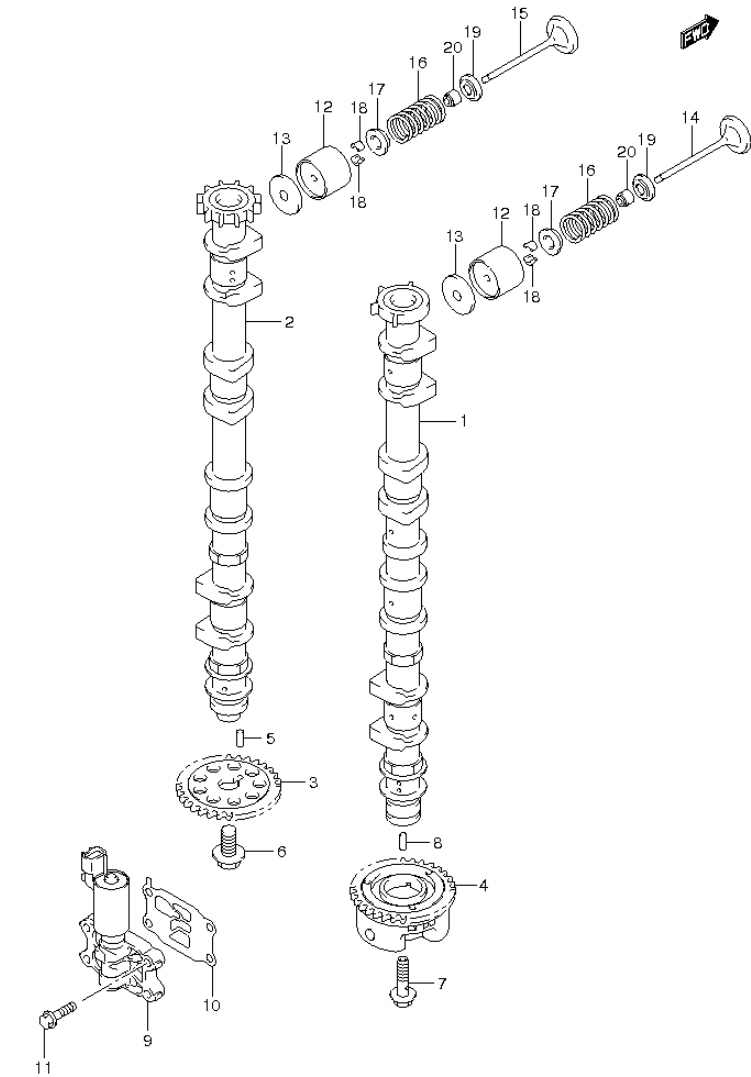


FIG.17 (1-C-10) CAMSHAFT (DF175T E1)

REF NO.	PART NO.	DESCRIPTION	Q' TY	REMARKS
1	12701-96J30	CAMSHAFT, INTAKE	1	
2	12705-96J30	CAMSHAFT, EXHAUST	1	
3	12748-96J00	SPROCKET, EXH CAMSHAFT	1	
4	12740-96J00	SPROCKET ASSY, CAM TIMING	1	
5	09202-05033	PIN	1	
6	12749-93J00	BOLT, CAMSHAFT EXH	1	
7	12753-93J00	BOLT, INTK CAMSHAFT	1	
8	09202-05032	PIN	1	
9	16550-93J00	VALVE, OIL CONTROL	1	
10	16555-93J00	GASKET, OCV	1	
11	01550-06257	BOLT	4	
12	12891-93J00	TAPPET	16	
13-1	12892-93J00-218	SHIM, TAPPET	16	
13-2	12892-93J00-220	SHIM, TAPPET	16	
13-3	12892-93J00-223	SHIM, TAPPET	16	
13-4	12892-93J00-225	SHIM, TAPPET	16	
13-5	12892-93J00-228	SHIM, TAPPET	16	
13-6	12892-93J00-230	SHIM, TAPPET	16	
13-7	12892-93J00-233	SHIM, TAPPET	16	
13-8	12892-93J00-235	SHIM, TAPPET	16	
13-9	12892-93J00-238	SHIM, TAPPET	16	
13-10	12892-93J00-240	SHIM, TAPPET	16	
13-11	12892-93J00-243	SHIM, TAPPET	16	
13-12	12892-93J00-245	SHIM, TAPPET	16	
13-13	12892-93J00-248	SHIM, TAPPET	16	
13-14	12892-93J00-250	SHIM, TAPPET	16	
13-15	12892-93J00-253	SHIM, TAPPET	16	
13-16	12892-93J00-255	SHIM, TAPPET	16	
13-17	12892-93J00-258	SHIM, TAPPET	16	
13-18	12892-93J00-260	SHIM, TAPPET	16	
13-19	12892-93J00-263	SHIM, TAPPET	16	
13-20	12892-93J00-265	SHIM, TAPPET	16	
13-21	12892-93J00-268	SHIM, TAPPET	16	
13-22	12892-93J00-270	SHIM, TAPPET	16	

FIG. 17 (1-C-11) CAMSHAFT (DF175T E1)

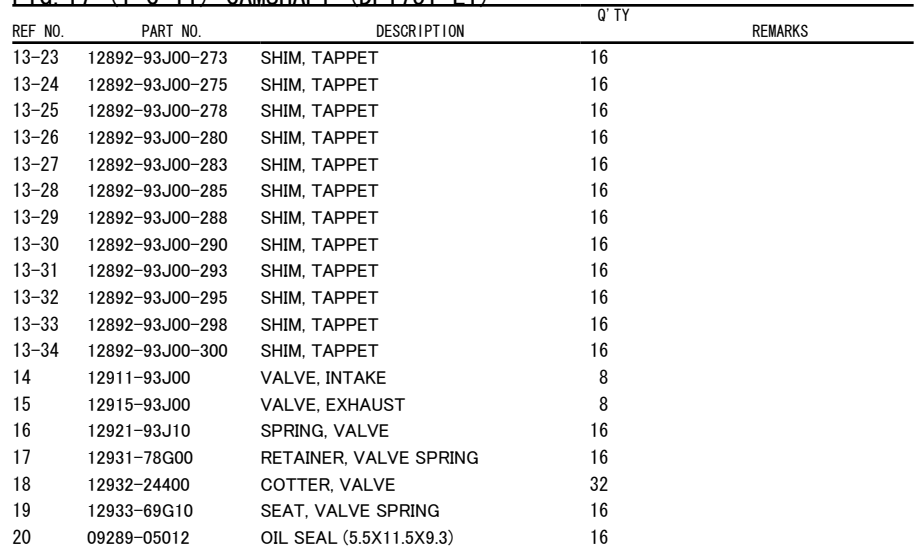


FIG.18

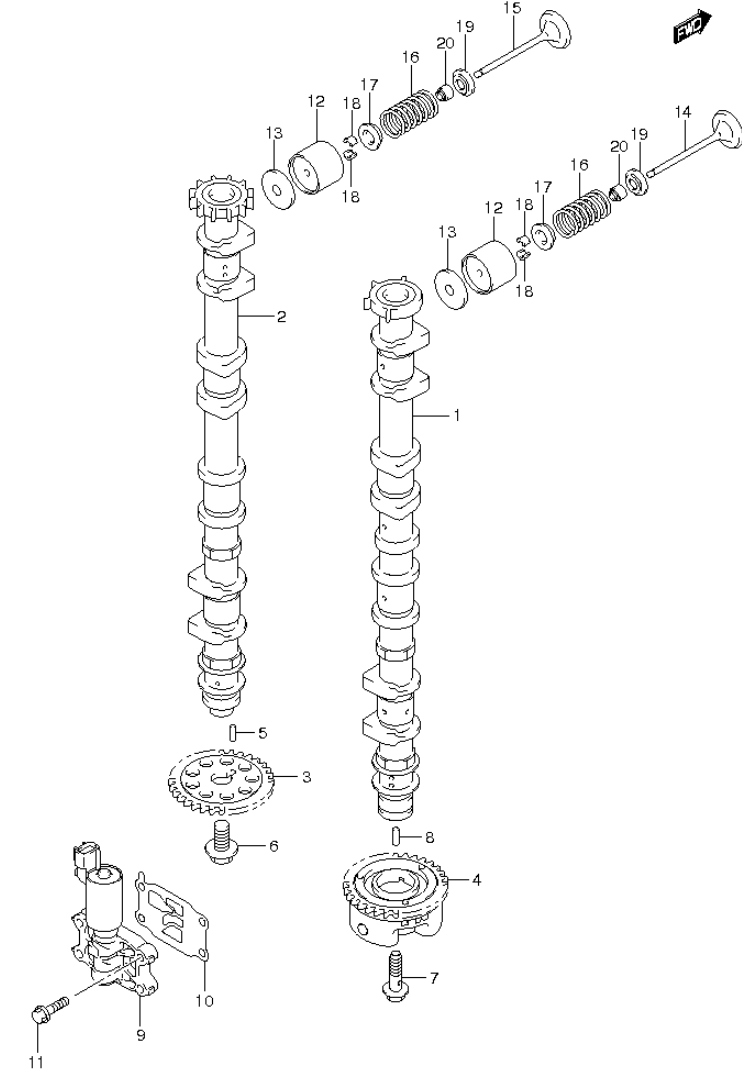


FIG.18 (1-C-12) CAMSHAFT (DF175T E40)

REF NO.	PART NO.	DESCRIPTION	Q' TY	REMARKS
1	12701-96J30	CAMSHAFT, INTAKE	1	
2	12705-96J30	CAMSHAFT, EXHAUST	1	
3	12748-96J00	SPROCKET, EXH CAMSHAFT	1	
4	12740-96J00	SPROCKET ASSY, CAM TIMING	1	
5	09202-05033	PIN	1	
6	12749-93J00	BOLT, CAMSHAFT EXH	1	
7	12753-93J00	BOLT, INTK CAMSHAFT	1	
8	09202-05032	PIN	1	
9	16550-93J00	VALVE, OIL CONTROL	1	
10	16555-93J00	GASKET, OCV	1	
11	01550-06257	BOLT	4	
12	12891-93J00	TAPPET	16	
13-1	12892-93J00-218	SHIM, TAPPET	16	
13-2	12892-93J00-220	SHIM, TAPPET	16	
13-3	12892-93J00-223	SHIM, TAPPET	16	
13-4	12892-93J00-225	SHIM, TAPPET	16	
13-5	12892-93J00-228	SHIM, TAPPET	16	
13-6	12892-93J00-230	SHIM, TAPPET	16	
13-7	12892-93J00-233	SHIM, TAPPET	16	
13-8	12892-93J00-235	SHIM, TAPPET	16	
13-9	12892-93J00-238	SHIM, TAPPET	16	
13-10	12892-93J00-240	SHIM, TAPPET	16	
13-11	12892-93J00-243	SHIM, TAPPET	16	
13-12	12892-93J00-245	SHIM, TAPPET	16	
13-13	12892-93J00-248	SHIM, TAPPET	16	
13-14	12892-93J00-250	SHIM, TAPPET	16	
13-15	12892-93J00-253	SHIM, TAPPET	16	
13-16	12892-93J00-255	SHIM, TAPPET	16	
13-17	12892-93J00-258	SHIM, TAPPET	16	
13-18	12892-93J00-260	SHIM, TAPPET	16	
13-19	12892-93J00-263	SHIM, TAPPET	16	
13-20	12892-93J00-265	SHIM, TAPPET	16	
13-21	12892-93J00-268	SHIM, TAPPET	16	
13-22	12892-93J00-270	SHIM, TAPPET	16	

FIG.18

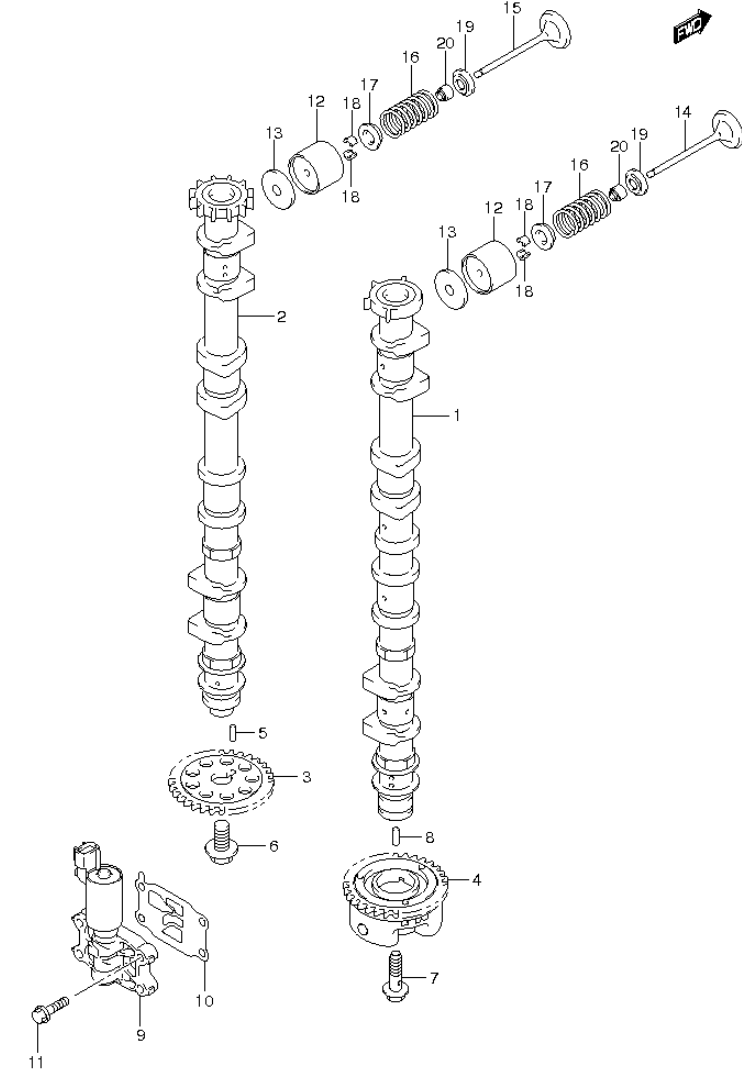


FIG.18 (1-C-13) CAMSHAFT (DF175T E40)

REF NO.	PART NO.	DESCRIPTION	Q' TY	REMARKS
13-23	12892-93J00-273	SHIM, TAPPET	16	
13-24	12892-93J00-275	SHIM, TAPPET	16	
13-25	12892-93J00-278	SHIM, TAPPET	16	
13-26	12892-93J00-280	SHIM, TAPPET	16	
13-27	12892-93J00-283	SHIM, TAPPET	16	
13-28	12892-93J00-285	SHIM, TAPPET	16	
13-29	12892-93J00-288	SHIM, TAPPET	16	
13-30	12892-93J00-290	SHIM, TAPPET	16	
13-31	12892-93J00-293	SHIM, TAPPET	16	
13-32	12892-93J00-295	SHIM, TAPPET	16	
13-33	12892-93J00-298	SHIM, TAPPET	16	
13-34	12892-93J00-300	SHIM, TAPPET	16	
14	12911-93J00	VALVE, INTAKE	8	
15	12915-93J50	VALVE, EXHAUST	8	
16	12921-93J10	SPRING, VALVE	16	
17	12931-78G00	RETAINER, VALVE SPRING	16	
18	12932-24400	COTTER, VALVE	32	
19	12933-69G10	SEAT, VALVE SPRING	16	
20	09289-05012	OIL SEAL (5.5X11.5X9.3)	16	

FIG.19

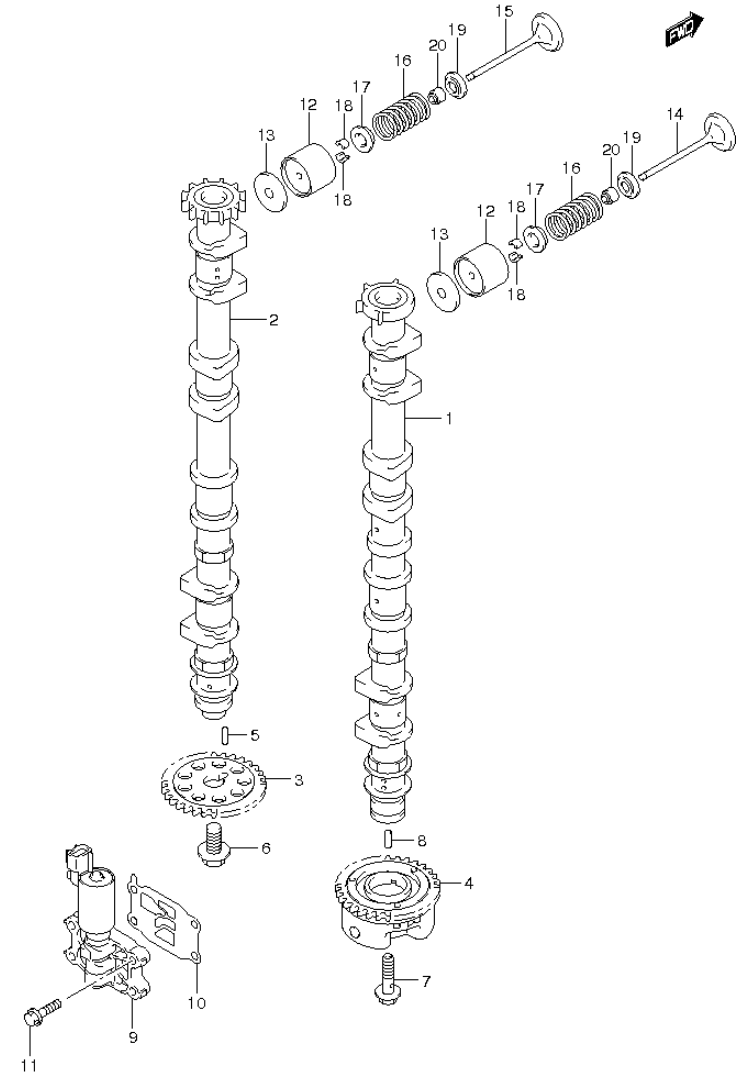
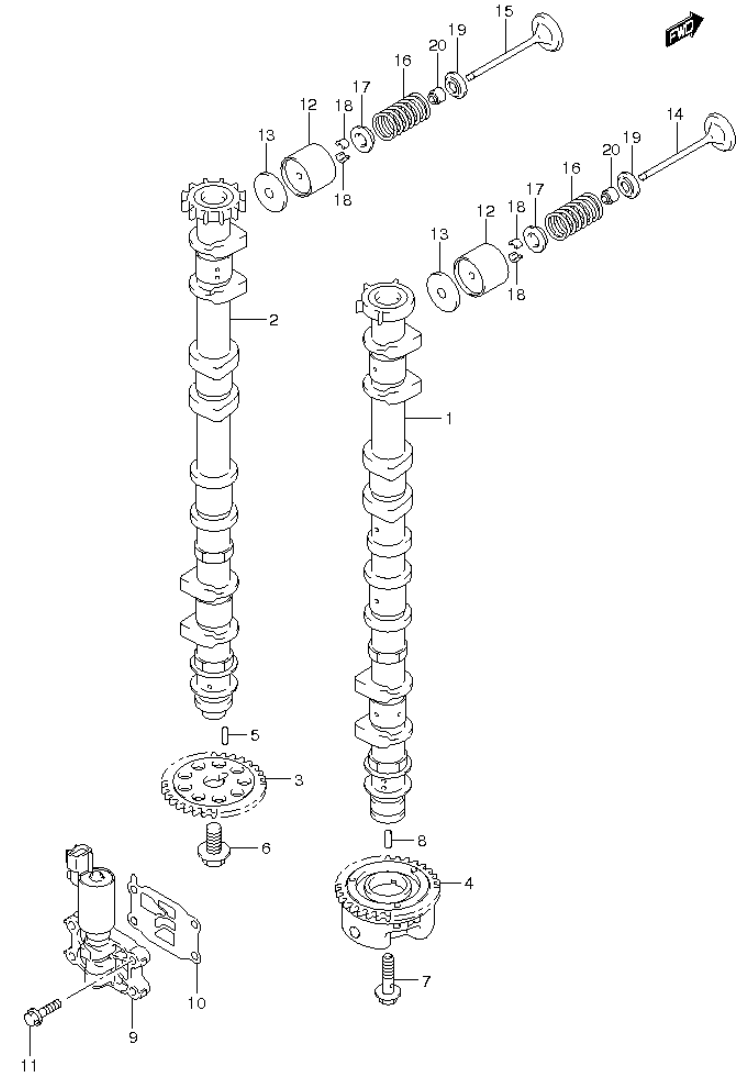


FIG.19 (1-C-14) CAMSHAFT (DF175Z E1)

REF NO.	PART NO.	DESCRIPTION	Q' TY	REMARKS
1	12701-96J30	CAMSHAFT, INTAKE	1	
2	12705-96J30	CAMSHAFT, EXHAUST	1	
3	12748-96J00	SPROCKET, EXH CAMSHAFT	1	
4	12740-96J00	SPROCKET ASSY, CAM TIMING	1	
5	09202-05033	PIN	1	
6	12749-93J00	BOLT, CAMSHAFT EXH	1	
7	12753-93J00	BOLT, INTK CAMSHAFT	1	
8	09202-05032	PIN	1	
9	16550-93J00	VALVE, OIL CONTROL	1	
10	16555-93J00	GASKET, OCV	1	
11	01550-06257	BOLT	4	
12	12891-93J00	TAPPET	16	
13-1	12892-93J00-218	SHIM, TAPPET	16	
13-2	12892-93J00-220	SHIM, TAPPET	16	
13-3	12892-93J00-223	SHIM, TAPPET	16	
13-4	12892-93J00-225	SHIM, TAPPET	16	
13-5	12892-93J00-228	SHIM, TAPPET	16	
13-6	12892-93J00-230	SHIM, TAPPET	16	
13-7	12892-93J00-233	SHIM, TAPPET	16	
13-8	12892-93J00-235	SHIM, TAPPET	16	
13-9	12892-93J00-238	SHIM, TAPPET	16	
13-10	12892-93J00-240	SHIM, TAPPET	16	
13-11	12892-93J00-243	SHIM, TAPPET	16	
13-12	12892-93J00-245	SHIM, TAPPET	16	
13-13	12892-93J00-248	SHIM, TAPPET	16	
13-14	12892-93J00-250	SHIM, TAPPET	16	
13-15	12892-93J00-253	SHIM, TAPPET	16	
13-16	12892-93J00-255	SHIM, TAPPET	16	
13-17	12892-93J00-258	SHIM, TAPPET	16	
13-18	12892-93J00-260	SHIM, TAPPET	16	
13-19	12892-93J00-263	SHIM, TAPPET	16	
13-20	12892-93J00-265	SHIM, TAPPET	16	
13-21	12892-93J00-268	SHIM, TAPPET	16	
13-22	12892-93J00-270	SHIM, TAPPET	16	

FIG.19



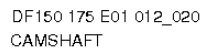
DF150 175 E01 012\_019  
CAMSHAFT

FIG.19 (1-C-15) CAMSHAFT (DF175Z E1)

REF NO.	PART NO.	DESCRIPTION	Q' TY	REMARKS
13-23	12892-93J00-273	SHIM, TAPPET	16	
13-24	12892-93J00-275	SHIM, TAPPET	16	
13-25	12892-93J00-278	SHIM, TAPPET	16	
13-26	12892-93J00-280	SHIM, TAPPET	16	
13-27	12892-93J00-283	SHIM, TAPPET	16	
13-28	12892-93J00-285	SHIM, TAPPET	16	
13-29	12892-93J00-288	SHIM, TAPPET	16	
13-30	12892-93J00-290	SHIM, TAPPET	16	
13-31	12892-93J00-293	SHIM, TAPPET	16	
13-32	12892-93J00-295	SHIM, TAPPET	16	
13-33	12892-93J00-298	SHIM, TAPPET	16	
13-34	12892-93J00-300	SHIM, TAPPET	16	
14	12911-93J00	VALVE, INTAKE	8	
15	12915-93J00	VALVE, EXHAUST	8	
16	12921-93J10	SPRING, VALVE	16	
17	12931-78G00	RETAINER, VALVE SPRING	16	
18	12932-24400	COTTER, VALVE	32	
19	12933-69G10	SEAT, VALVE SPRING	16	
20	09289-05012	OIL SEAL (5.5X11.5X9.3)	16	

DF150 175 E01 012

DF150 175 E01 012\_020  
CAMSHAFT



DF150 175 E01 012

REF NO.	PART NO.	DESCRIPTION	QTY	REMARKS
1	12701-96J30	CAMSHAFT, INTAKE	1	
2	12705-96J30	CAMSHAFT, EXHAUST	1	
3	12748-96J00	SPROCKET, EXH CAMSHAFT	1	
4	12740-96J00	SPROCKET ASSY, CAM TIMING	1	
5	09202-05033	PIN	1	
6	12749-93J00	BOLT, CAMSHAFT EXH	1	
7	12753-93J00	BOLT, INTK CAMSHAFT	1	
8	09202-05032	PIN	1	
9	16550-93J00	VALVE, OIL CONTROL	1	
10	16555-93J00	GASKET, OCV	1	
11	01550-06257	BOLT	4	
12	12891-93J00	TAPPET	16	
13-1	12892-93J00-218	SHIM, TAPPET	16	
13-2	12892-93J00-220	SHIM, TAPPET	16	
13-3	12892-93J00-223	SHIM, TAPPET	16	
13-4	12892-93J00-225	SHIM, TAPPET	16	
13-5	12892-93J00-228	SHIM, TAPPET	16	
13-6	12892-93J00-230	SHIM, TAPPET	16	
13-7	12892-93J00-233	SHIM, TAPPET	16	
13-8	12892-93J00-235	SHIM, TAPPET	16	
13-9	12892-93J00-238	SHIM, TAPPET	16	
13-10	12892-93J00-240	SHIM, TAPPET	16	
13-11	12892-93J00-243	SHIM, TAPPET	16	
13-12	12892-93J00-245	SHIM, TAPPET	16	
13-13	12892-93J00-248	SHIM, TAPPET	16	
13-14	12892-93J00-250	SHIM, TAPPET	16	
13-15	12892-93J00-253	SHIM, TAPPET	16	
13-16	12892-93J00-255	SHIM, TAPPET	16	
13-17	12892-93J00-258	SHIM, TAPPET	16	
13-18	12892-93J00-260	SHIM, TAPPET	16	
13-19	12892-93J00-263	SHIM, TAPPET	16	
13-20	12892-93J00-265	SHIM, TAPPET	16	
13-21	12892-93J00-268	SHIM, TAPPET	16	
13-22	12892-93J00-270	SHIM, TAPPET	16	



FIG.20

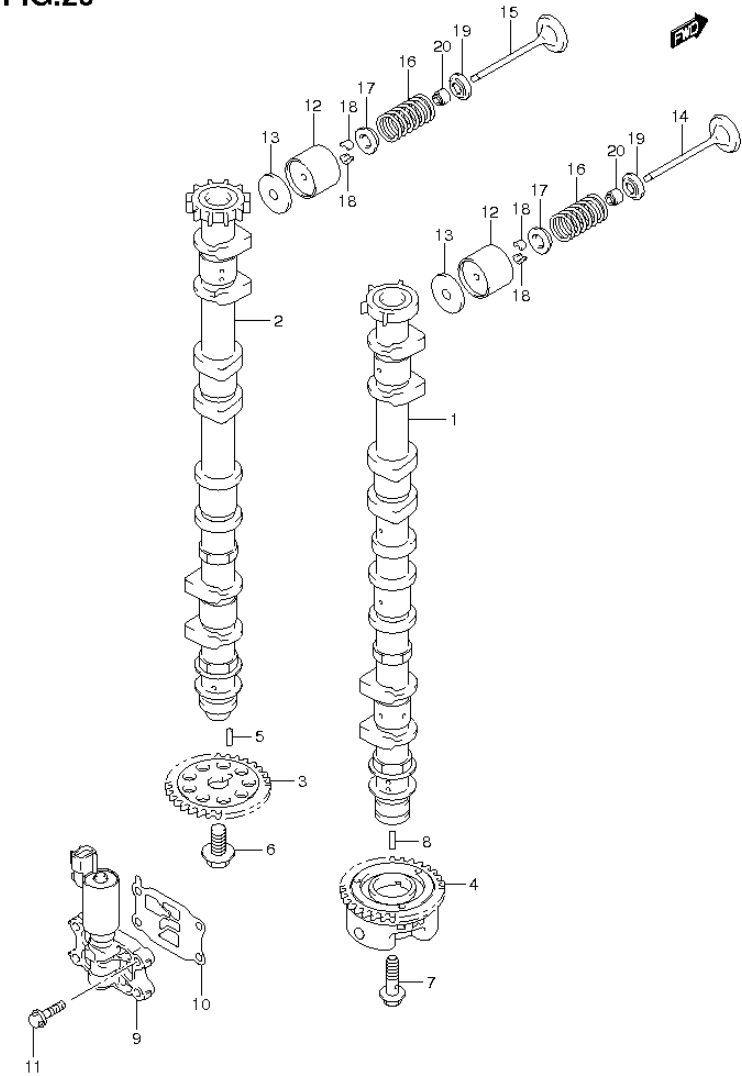


FIG.20 (1-D-3) CAMSHAFT (DF175Z E40)

REF NO.	PART NO.	DESCRIPTION	Q' TY	REMARKS
13-23	12892-93J00-273	SHIM, TAPPET	16	
13-24	12892-93J00-275	SHIM, TAPPET	16	
13-25	12892-93J00-278	SHIM, TAPPET	16	
13-26	12892-93J00-280	SHIM, TAPPET	16	
13-27	12892-93J00-283	SHIM, TAPPET	16	
13-28	12892-93J00-285	SHIM, TAPPET	16	
13-29	12892-93J00-288	SHIM, TAPPET	16	
13-30	12892-93J00-290	SHIM, TAPPET	16	
13-31	12892-93J00-293	SHIM, TAPPET	16	
13-32	12892-93J00-295	SHIM, TAPPET	16	
13-33	12892-93J00-298	SHIM, TAPPET	16	
13-34	12892-93J00-300	SHIM, TAPPET	16	
14	12911-93J00	VALVE, INTAKE	8	
15	12915-93J50	VALVE, EXHAUST	8	
16	12921-93J10	SPRING, VALVE	16	
17	12931-78G00	RETAINER, VALVE SPRING	16	
18	12932-24400	COTTER, VALVE	32	
19	12933-69G10	SEAT, VALVE SPRING	16	
20	09289-05012	OIL SEAL (5.5X11.5X9.3)	16	

FIG.21

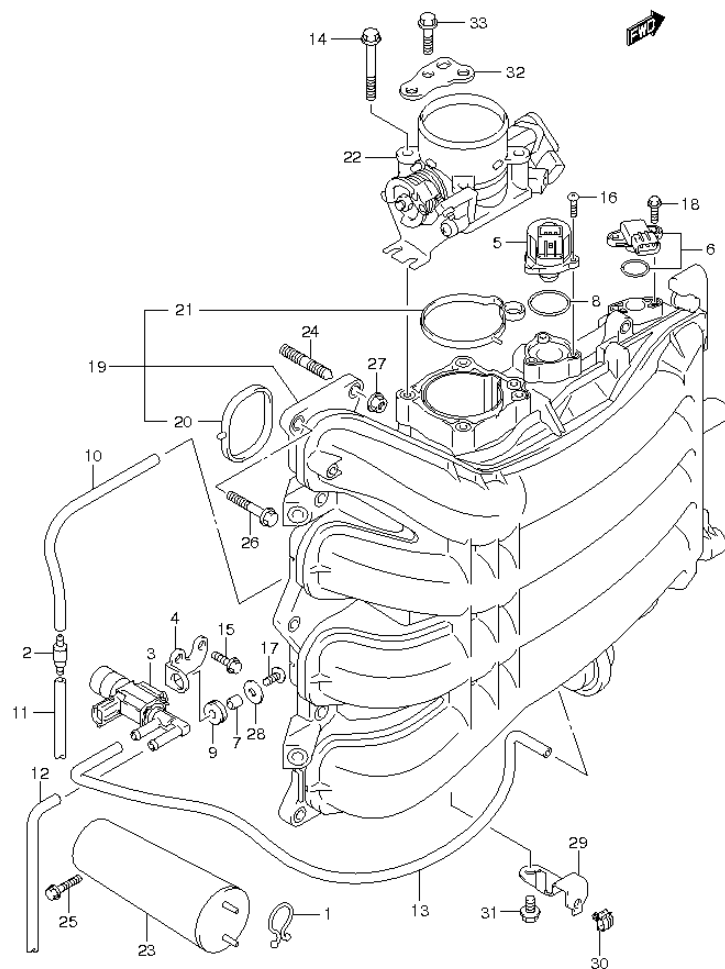


FIG. 21 (1-D-4) INTAKE MANIFOLD / THROTTLE BODY

REF NO.	PART NO.	DESCRIPTION	Q' TY	REMARKS
1	09408-00008	CLIP	1	
2	13162-93J00	VALVE, CHECK	1	
3	18117-93J00	VALVE, VACUUM SWITCHING	1	
4	18119-96J00	BRACKET, VACUUM SW VALVE	1	
5	18137-52D00	VALVE, IAC	1	
6	18590-68H00	SENSOR, MAP	1	
7	09180-05047	SPACER (5.5X8X7.5)	1	
8	09280-29006	O RING (D:2.ID:29.5)	1	
9	09320-07015	CUSHION	1	
10	09355-35754-601	HOSE (3.5X7.5X601)	1	L:601->250
11	09355-35754-601	HOSE (3.5X7.5X601)	1	L:601->250
12	09355-35754-601	HOSE (3.5X7.5X601)	1	L:601->470
13	09355-35754-601	HOSE (3.5X7.5X601)	1	L:601->600
14-1	01550-08557	BOLT	3	
14-2	01550-08607	BOLT	1	
15	01550-06167	BOLT	2	
16	02112-34167	SCREW	3	
17	02112-05127	SCREW	1	
18	02162-05207	SCREW	2	
19	13110-96J00	MANIFOLD, INTAKE	1	
20	13119-96J00	GASKET, INTAKE MANIFOLD	4	
21	13125-96J00	GASKET, THROTTLE BODY	1	
22	13300-96J00	BODY ASSY, THROTTLE	1	
23	13730-96J01	CHAMBER, VACUUM	1	
24	01421-08257	STUD BOLT	2	
25	01550-06257	BOLT	2	
26	01550-08307	BOLT	8	
27	08316-10087	NUT	2	
28	09160-05045	WASHER (5.5X18X1)	1	
29	63615-96J00	BRACKET, THROTTLE CABLE CLAMP	1	
30	09403-05312	CLAMP	1	
31	01550-06127	BOLT	1	
32	13315-96J00	BRACKET, THROTTLE BODY	1	
33	01550-08207	BOLT	3	

FIG.22

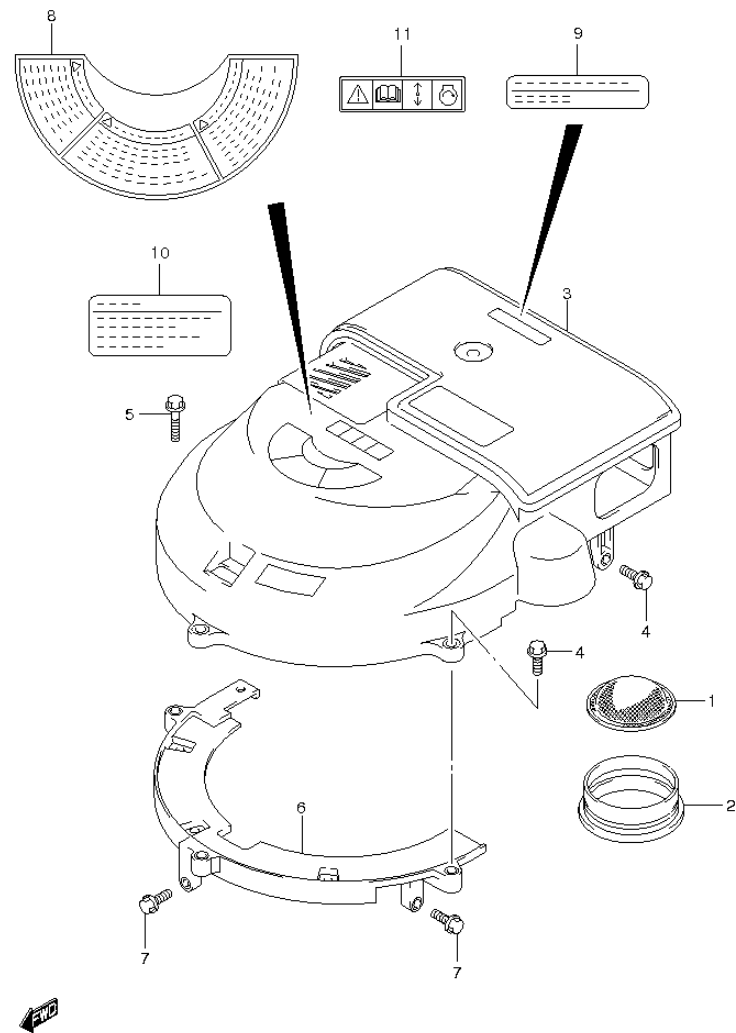


FIG. 22 (1-D-5) SILENCER / RING GEAR COVER (DF150T E1)

REF. NO.	PART NO.	DESCRIPTION	Q' TY	REMARKS
1	13710-96J00	ARRESTER, FLAME	1	
2	13813-96J00	HOLDER, ARRESTER	1	
3	13810-96J00	SILENCER	1	
4	01550-06207	SCREW	3	
5	01550-06307	SCREW	1	
6	11510-96J03	COVER, RING GEAR UNDER	1	
7	01550-06207	BOLT	2	
8	61472-93E40	LABEL, MAG COVER	1	
9	61493-96J00	LABEL, CLEARANCE	1	
10	61494-96J00	LABEL, OIL	1	
11	69711-93E10	LABEL, (S. I. G. P.)	1	

FIG.23

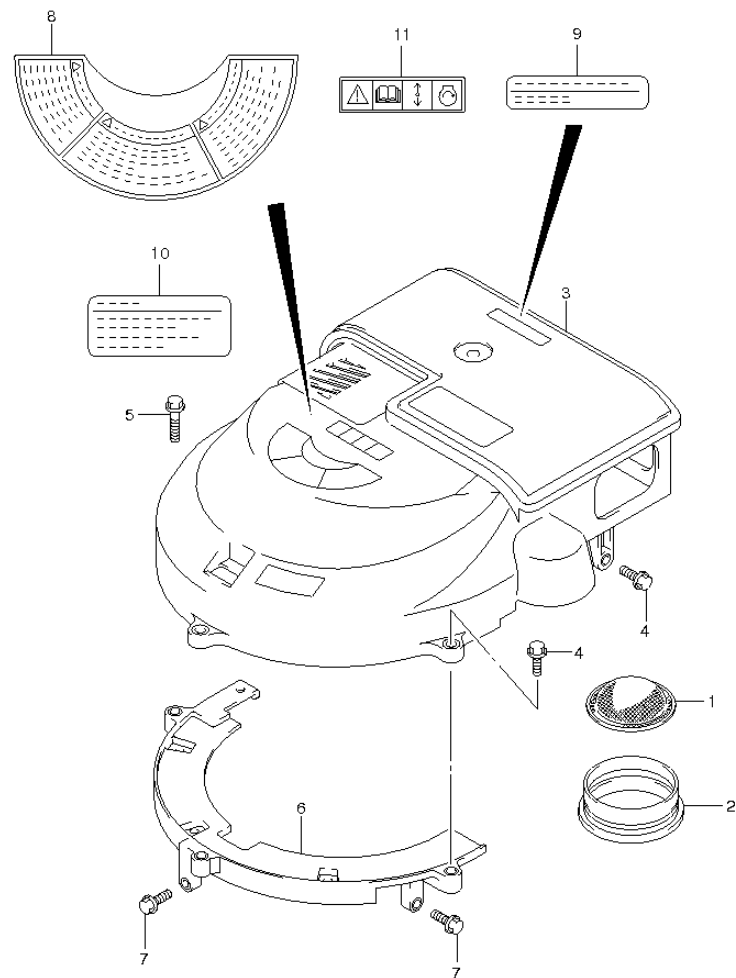


FIG. 23 (1-D-6) SILENCER / RING GEAR COVER (DF150T E40)

REF NO.	PART NO.	DESCRIPTION	Q'TY	REMARKS
1	13710-96J00	ARRESTER, FLAME	1	
2	13813-96J00	HOLDER, ARRESTER	1	
3	13810-96J00	SILENCER	1	
4	01550-06207	SCREW	3	
5	01550-06307	SCREW	1	
6	11510-96J03	COVER, RING GEAR UNDER	1	
7	01550-06207	BOLT	2	
8	61472-93E32	LABEL, MAG COVER	1	
9	61493-96J00	LABEL, CLEARANCE	1	
10	61494-96J00	LABEL, OIL	1	
11	69711-93E10	LABEL, (S. I. G. P.)	1	

FIG.24

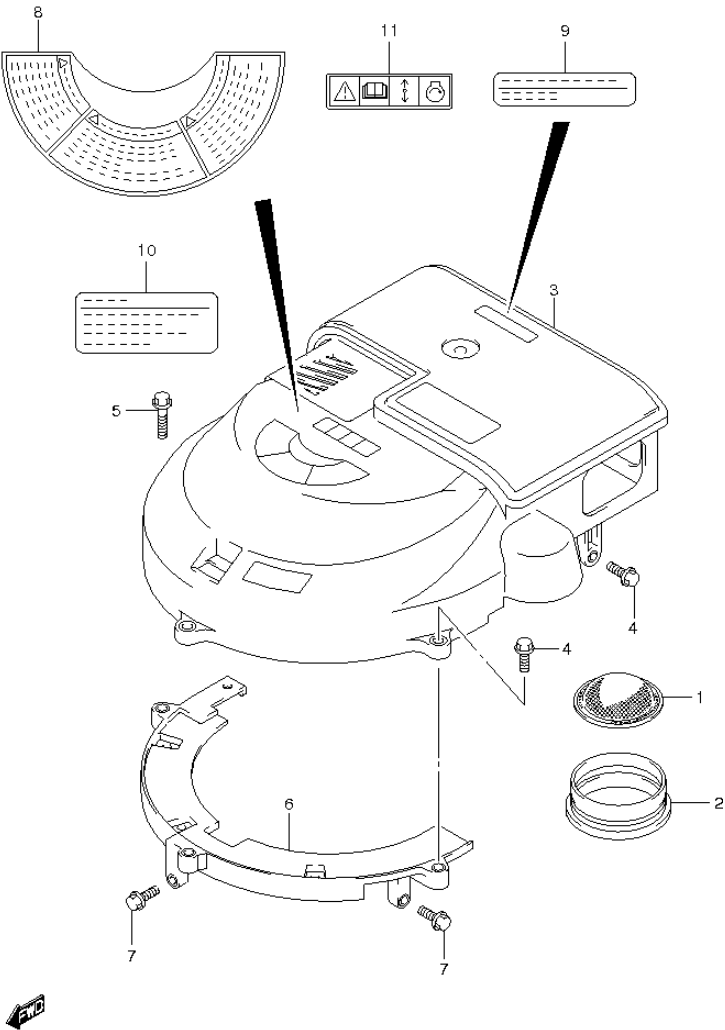


FIG. 24 (1-D-7) SILENCER / RING GEAR COVER (DF150Z E1)

REF NO.	PART NO.	DESCRIPTION	Q' TY	REMARKS
1	13710-96J00	ARRESTER, FLAME	1	
2	13813-96J00	HOLDER, ARRESTER	1	
3	13810-96J00	SILENCER	1	
4	01550-06207	SCREW	3	
5	01550-06307	SCREW	1	
6	11510-96J03	COVER, RING GEAR UNDER	1	
7	01550-06207	BOLT	2	
8	61472-93E40	LABEL, MAG COVER	1	
9	61493-96J00	LABEL, CLEARANCE	1	
10	61494-96J00	LABEL, OIL	1	
11	69711-93E10	LABEL, (S. I. G. P.)	1	

FIG.25

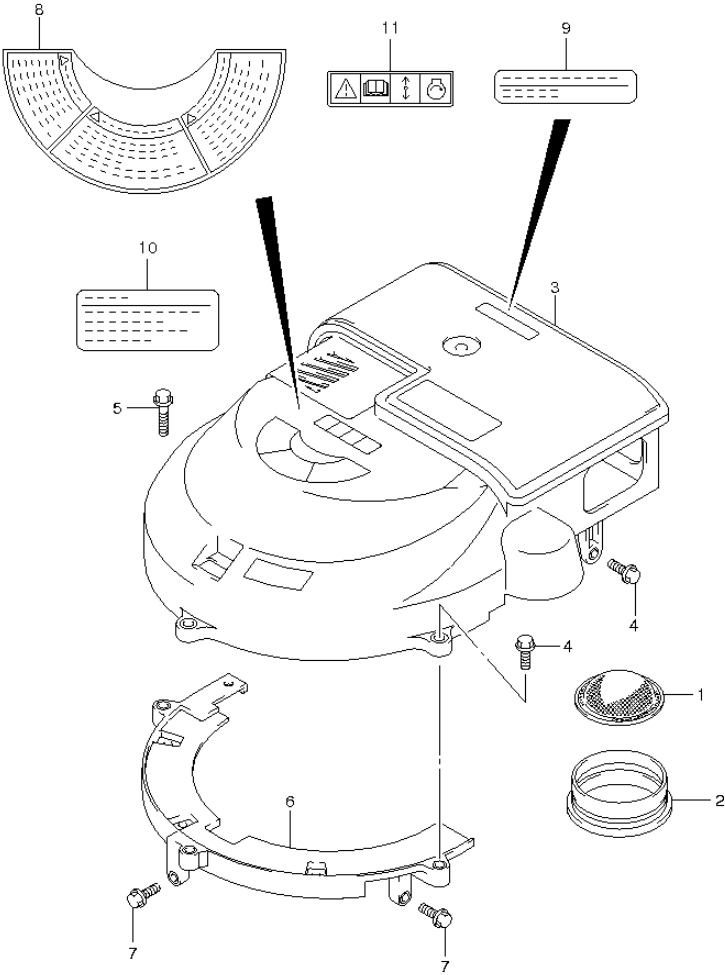


FIG. 25 (1-D-8) SILENCER / RING GEAR COVER (DF150Z F40)

REF NO.	PART NO.	DESCRIPTION	Q' TY	REMARKS
1	13710-96J00	ARRESTER, FLAME	1	
2	13813-96J00	HOLDER, ARRESTER	1	
3	13810-96J00	SILENCER	1	
4	01550-06207	SCREW	3	
5	01550-06307	SCREW	1	
6	11510-96J03	COVER, RING GEAR UNDER	1	
7	01550-06207	BOLT	2	
8	61472-93E32	LABEL, MAG COVER	1	
9	61493-96J00	LABEL, CLEARANCE	1	
10	61494-96J00	LABEL, OIL	1	
11	69711-93E10	LABEL, (S. I. G. P.)	1	



FIG.26

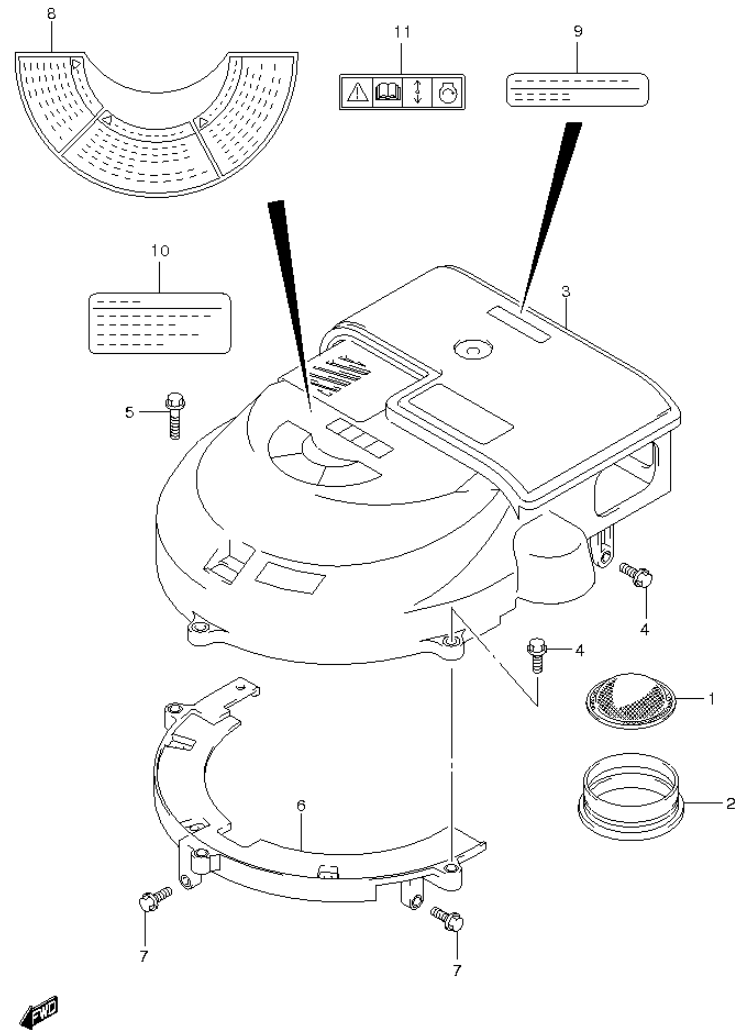


FIG. 26 (1-D-9) SILENCER / RING GEAR COVER (DF175T E1)

REF NO.	PART NO.	DESCRIPTION	Q'TY	REMARKS
1	13710-96J00	ARRESTER, FLAME	1	
2	13813-96J00	HOLDER, ARRESTER	1	
3	13810-96J00	SILENCER	1	
4	01550-06207	SCREW	3	
5	01550-06307	SCREW	1	
6	11510-96J03	COVER, RING GEAR UNDER	1	
7	01550-06207	BOLT	2	
8	61472-93E40	LABEL, MAG COVER	1	
9	61493-96J00	LABEL, CLEARANCE	1	
10	61494-96J00	LABEL, OIL	1	
11	69711-93E10	LABEL, (S. I. G. P.)	1	

FIG.27

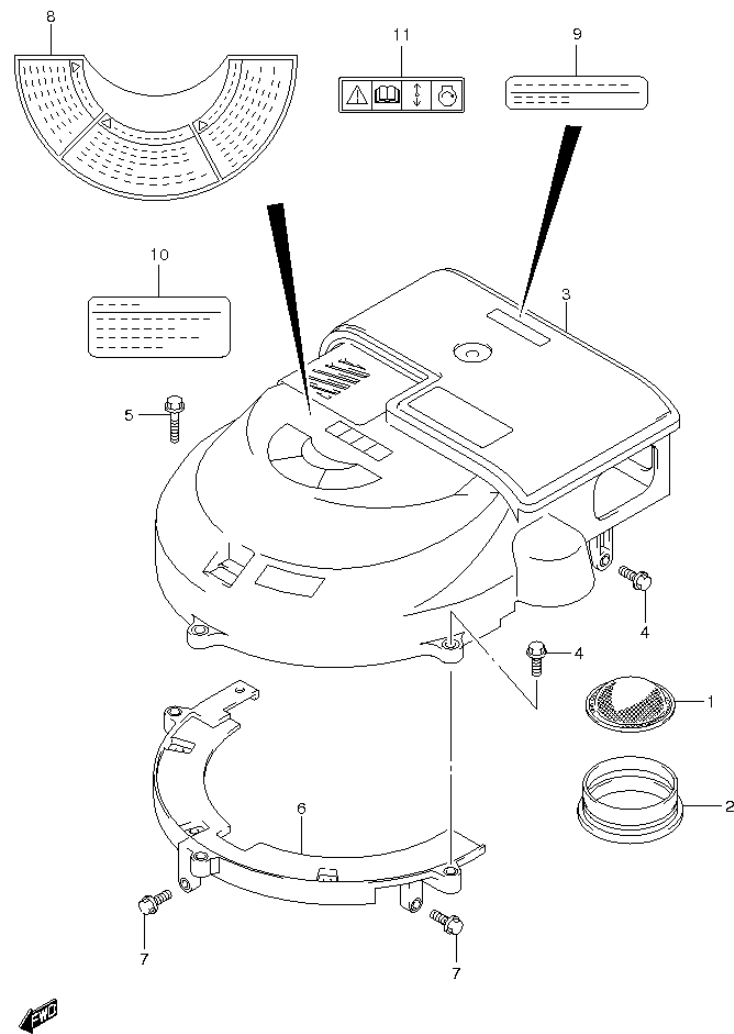


FIG. 27 (1-D-10) SILENCER / RING GEAR COVER (DF175T E40)

REF NO.	PART NO.	DESCRIPTION	Q' TY	REMARKS
1	13710-96J00	ARRESTER, FLAME	1	
2	13813-96J00	HOLDER, ARRESTER	1	
3	13810-96J00	SILENCER	1	
4	01550-06207	SCREW	3	
5	01550-06307	SCREW	1	
6	11510-96J03	COVER, RING GEAR UNDER	1	
7	01550-06207	BOLT	2	
8	61472-93E32	LABEL, MAG COVER	1	
9	61493-96J00	LABEL, CLEARANCE	1	
10	61494-96J00	LABEL, OIL	1	
11	69711-93E10	LABEL, (S. I. G. P.)	1	



FIG.28

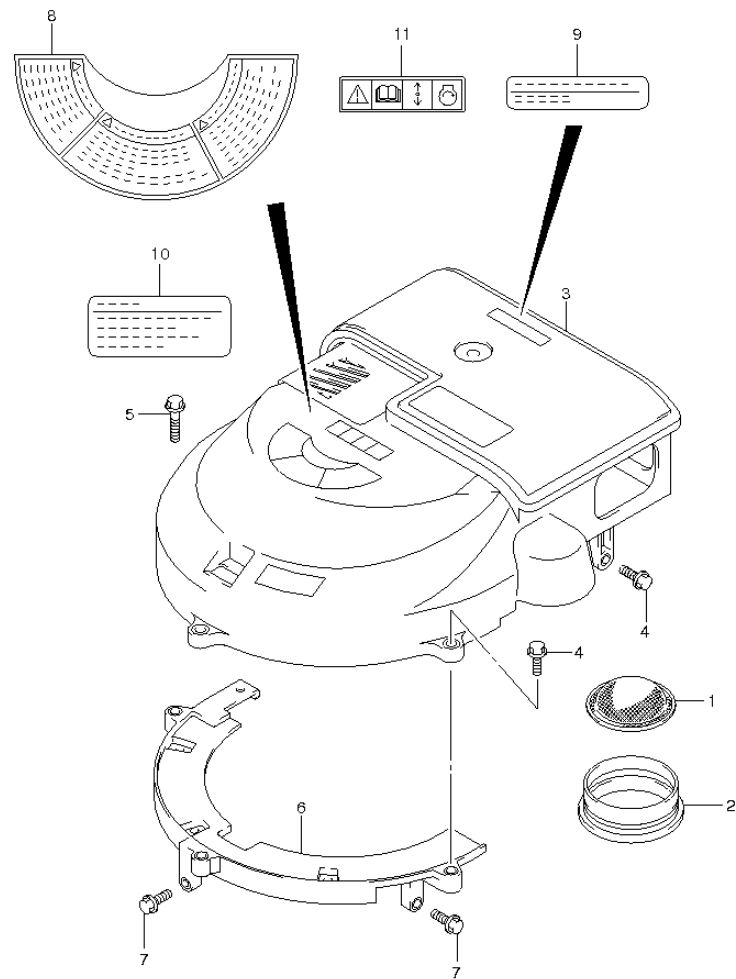


FIG. 28 (1-D-11) SILENCER / RING GEAR COVER (DF175Z E1)

REF NO.	PART NO.	DESCRIPTION	Q' TY	REMARKS
1	13710-96J00	ARRESTER, FLAME	1	
2	13813-96J00	HOLDER, ARRESTER	1	
3	13810-96J00	SILENCER	1	
4	01550-06207	SCREW	3	
5	01550-06307	SCREW	1	
6	11510-96J03	COVER, RING GEAR UNDER	1	
7	01550-06207	BOLT	2	
8	61472-93E40	LABEL, MAG COVER	1	
9	61493-96J00	LABEL, CLEARANCE	1	
10	61494-96J00	LABEL, OIL	1	
11	69711-93E10	LABEL, (S. I. G. P.)	1	

FIG.29

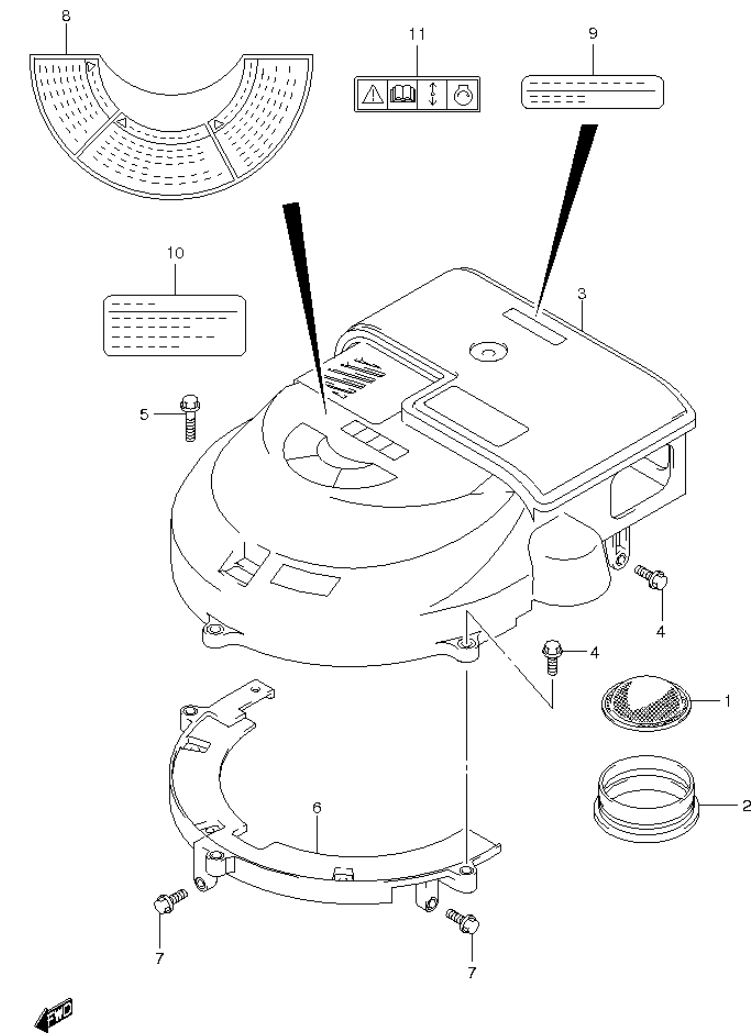


FIG. 29 (1-D-12) SILENCER / RING GEAR COVER (DF175Z E40)

REF NO.	PART NO.	DESCRIPTION	Q' TY	REMARKS
1	13710-96J00	ARRESTER, FLAME	1	
2	13813-96J00	HOLDER, ARRESTER	1	
3	13810-96J00	SILENCER	1	
4	01550-06207	SCREW	3	
5	01550-06307	SCREW	1	
6	11510-96J03	COVER, RING GEAR UNDER	1	
7	01550-06207	BOLT	2	
8	61472-93E32	LABEL, MAG COVER	1	
9	61493-96J00	LABEL, CLEARANCE	1	
10	61494-96J00	LABEL, OIL	1	
11	69711-93E10	LABEL, (S. I. G. P.)	1	

FIG.30

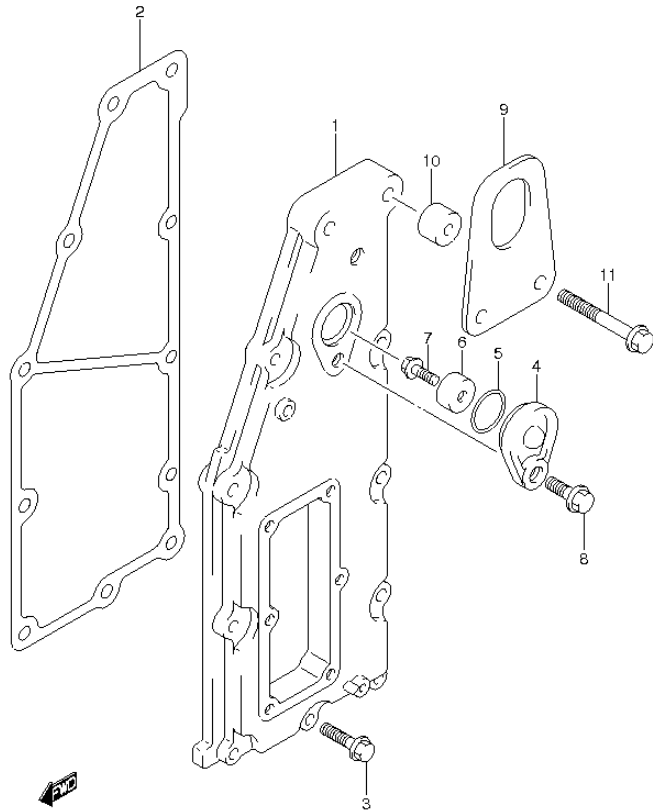
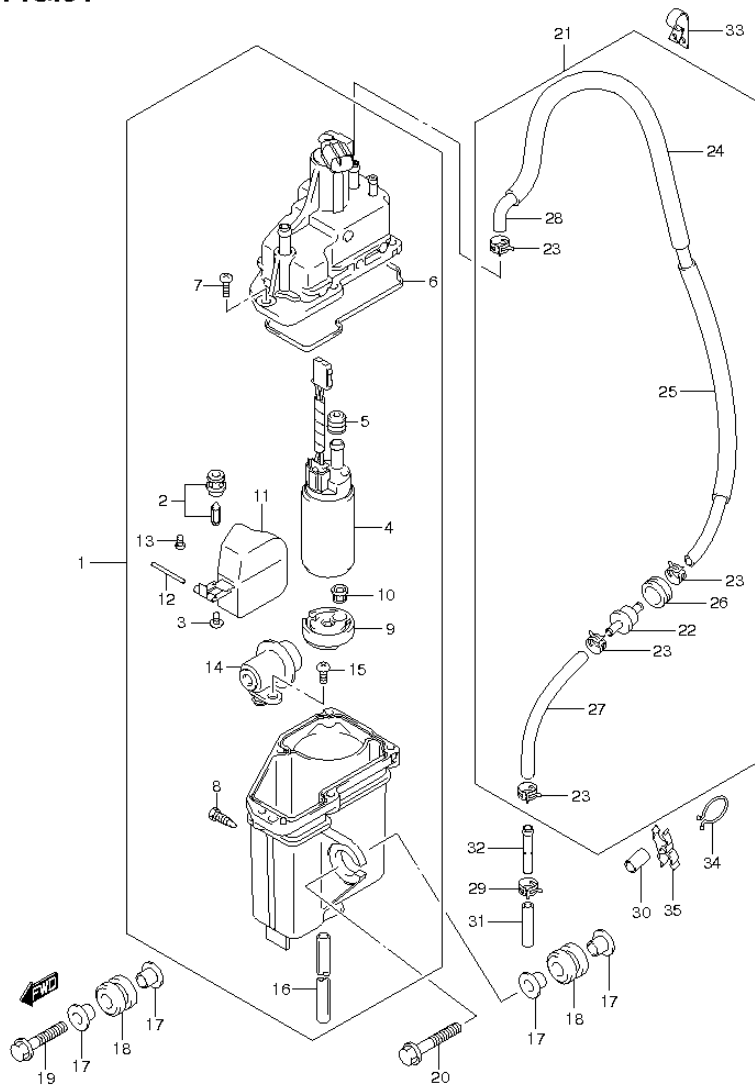


FIG. 30 (1-D-13) EXHAUST COVER

REF NO.	PART NO.	DESCRIPTION	Q' TY	REMARKS
1	14141-96J00	COVER, EXHAUST	1	
2	14151-96J00	GASKET, EXH COVER	1	
3	01550-06307	BOLT	9	
4	11261-93J00	COVER, PROTECTION ANODE	1	
5	09280-22019	O RING (D:1.9,ID:21.8)	1	
6	55321-87J00	ANODE, PROTECTION	1	
7	09103-06281	BOLT (6X14)	1	
8	01550-08207	BOLT	1	
9	11292-96J00	HOOK, ENGINE PORT	1	
10	09180-08167	SPACER (8.5X20X13.5)	2	
11	01550-08607	BOLT	2	

FIG.31



DF150 175 E01 012\_031  
FUEL VAPOR SEPARATOR

FIG. 31 (1-D-14) FUEL VAPOR SEPARATOR (DF150T E1)

REF NO.	PART NO.	DESCRIPTION	Q'TY	REMARKS
1	15600-96J01	SEPARATOR, FUEL VAPOR	1	
2	13370-96J00	·VALVE, NEEDLE	1	
3	02142-0408B	·SCREW	1	
4	15200-96J00	·PUMP, FUEL	1	
5	15647-93J00	·BUSH	1	
6	15626-96J00	·SEAL	1	
7	15628-99E00	·SCREW (L:15)	5	
8	15629-99E10	·SCREW, DRAIN	1	
9	15641-96J00	·SPACER, FUEL PUMP	1	
10	15642-90J00	·FILTER, FUEL PUMP	1	
11	15650-96J00	·FLOAT	1	
12	13254-01010	·PIN	1	
13	02112-0408A	·SCREW	1	
14	15760-93J00	·REGULATOR	1	
15	02112-05107	·SCREW	1	
16	15683-87J00	·HOSE, DRAIN	1	
17	09169-08042	WASHER	6	
18	09320-12072	CUSHION	3	
19	01550-08357	BOLT	1	
20	01550-08407	BOLT	2	
21	15660-96J11	HOSE, EVAPORATION	1	
22	15410-98500	·FILTER, EVAPORATION	1	
23	09401-08412	·CLIP	4	
24	18498-87JC0	·PROTECTOR, EVAP HOSE (9.5X11.5X450)	1	L:450
25	18498-87JC0	·PROTECTOR, EVAP HOSE (9.5X11.5X450)	1	L:450->300
26	09320-20008	·CUSHION	1	
27	09352-50823-600	·HOSE (5X8.2X600)	1	L:600->120
28	09352-50823-00B	·HOSE (5X8.2X2000)	1	L:2000->860
29	09401-08412	CLIP	1	
30	18498-96J40	PROTECTOR, HARNESS (9.5X11.5X25)	1	
31	09352-50823-600	HOSE (5X8.2X600)	1	L:600->45
32	09364-06010	UNION	1	

DF150 175 E01 012

This exploded view diagram illustrates the assembly of a vacuum cleaner's motor and hose system. The components are numbered as follows:

- Motor Assembly (Left):** Includes the motor housing (1), motor unit (4), and various mounting and fastening parts such as screws (7, 11, 12, 13, 15), washers (2), and a fan (14). The motor is shown being attached to a base plate (6).
- Hose Assembly (Right):** Features a long flexible hose (24) connected to a motor inlet (21) and a floor nozzle (25). The hose is secured with clamps (23, 26) and a coupling (22). A separate section shows a hose end with a coupling (30) and a clamp (35).
- Accessories (Bottom):** Includes a power cord (19) with a plug (17), a filter (18), a long tube (16), and various other connectors and fasteners (17, 18, 20, 31, 32, 33, 34).

REF. NO.	PART NO.	DESCRIPTION	Q'TY	REMARKS
33	09403-13408	CLAMP	1	
34	09408-00008	CLIP	1	
35	09408-00078	CLAMP	1	
36	15690-96J01	HOSE SET, EVAPORATION	1	OPT NOT ILLUSTRATED

FIG.32

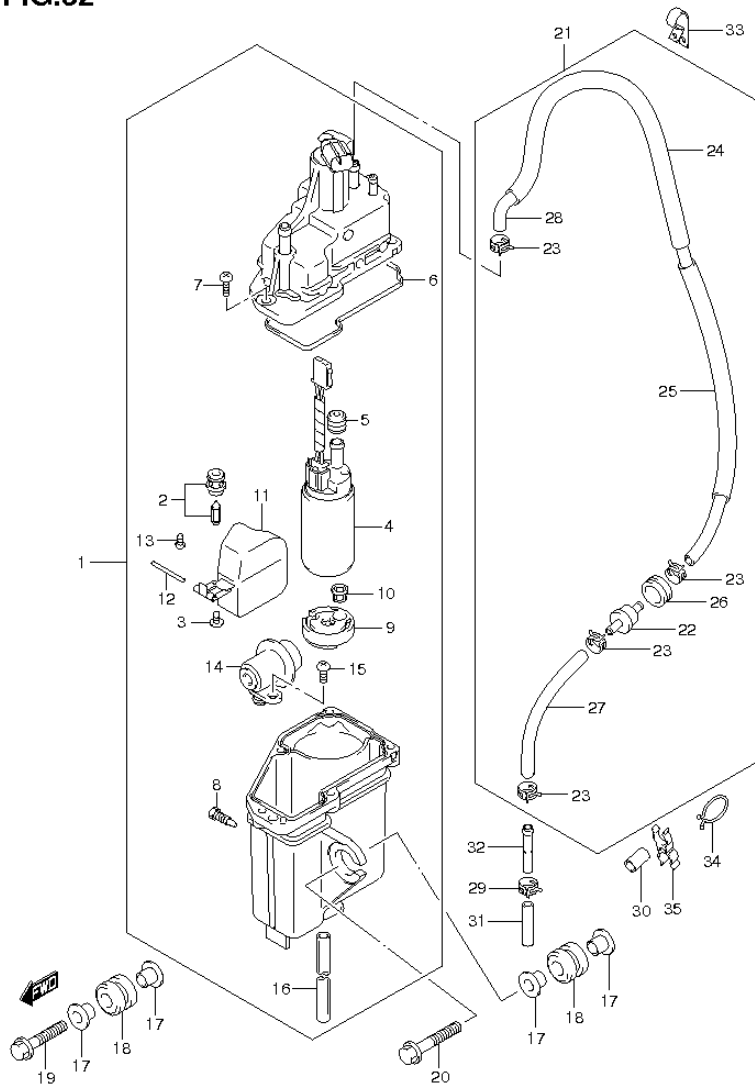


FIG.32 (1-E-2) FUEL VAPOR SEPARATOR (DF150T F40)

REF NO.	PART NO.	DESCRIPTION	Q'TY	REMARKS
1	15600-96J11	SEPARATOR, FUEL VAPOR	1	
2	13370-96J00	·VALVE, NEEDLE	1	
3	02142-0408B	·SCREW	1	
4	15200-96J10	·PUMP, FUEL	1	
5	15647-93J10	·BUSH	1	
6	15626-96J00	·SEAL	1	
7	15628-99E00	·SCREW (L:15)	5	
8	15629-99E10	·SCREW, DRAIN	1	
9	15641-96J00	·SPACER, FUEL PUMP	1	
10	15642-90J00	·FILTER, FUEL PUMP	1	
11	15650-96J00	·FLOAT	1	
12	13254-01010	·PIN	1	
13	02112-0408A	·SCREW	1	
14	15760-93J00	·REGULATOR	1	
15	02112-05107	·SCREW	1	
16	15683-87J00	·HOSE, DRAIN	1	
17	09169-08042	WASHER	6	
18	09320-12072	CUSHION	3	
19	01550-08357	BOLT	1	
20	01550-08407	BOLT	2	
21	15660-96J11	HOSE, EVAPORATION	1	
22	15410-98500	·FILTER, EVAPORATION	1	
23	09401-08412	·CLIP	4	
24	18498-87JC0	·PROTECTOR, EVAP HOSE (9.5X11.5X450)	1	L:450
25	18498-87JC0	·PROTECTOR, EVAP HOSE (9.5X11.5X450)	1	L:450->300
26	09320-20008	·CUSHION	1	
27	09352-50823-600	·HOSE (5X8.2X600)	1	L:600->120
28	09352-50823-00B	·HOSE (5X8.2X2000)	1	L:2000->860
29	09401-08412	CLIP	1	
30	18498-96J40	PROTECTOR, HARNESS (9.5X11.5X25)	1	
31	09352-50823-600	HOSE (5X8.2X600)	1	L:600->45
32	09364-06010	UNION	1	

FIG.32

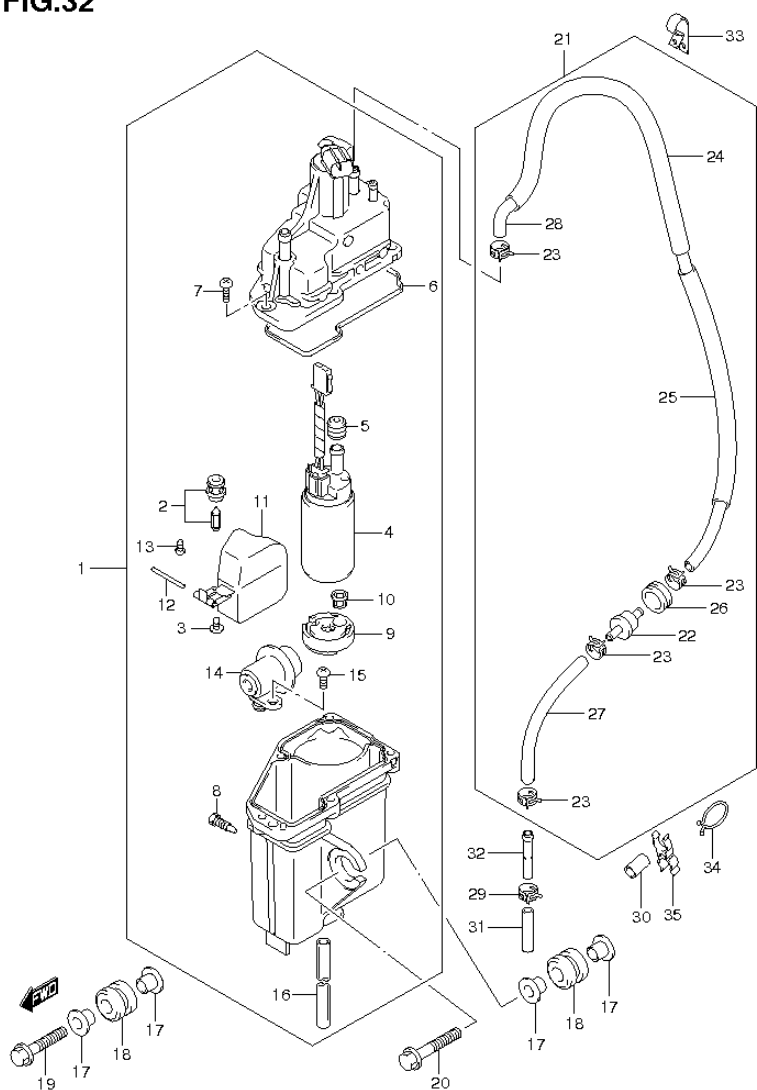


FIG. 32 (1-E-3) FUEL VAPOR SEPARATOR (DF150T F40)

REF NO.	PART NO.	DESCRIPTION	Q' TY	REMARKS
33	09403-13408	CLAMP	1	
34	09408-00008	CLIP	1	
35	09408-00078	CLAMP	1	
36	15690-96J01	HOSE SET, EVAPORATION	1	OPT NOT ILLUSTRATED

FIG.33

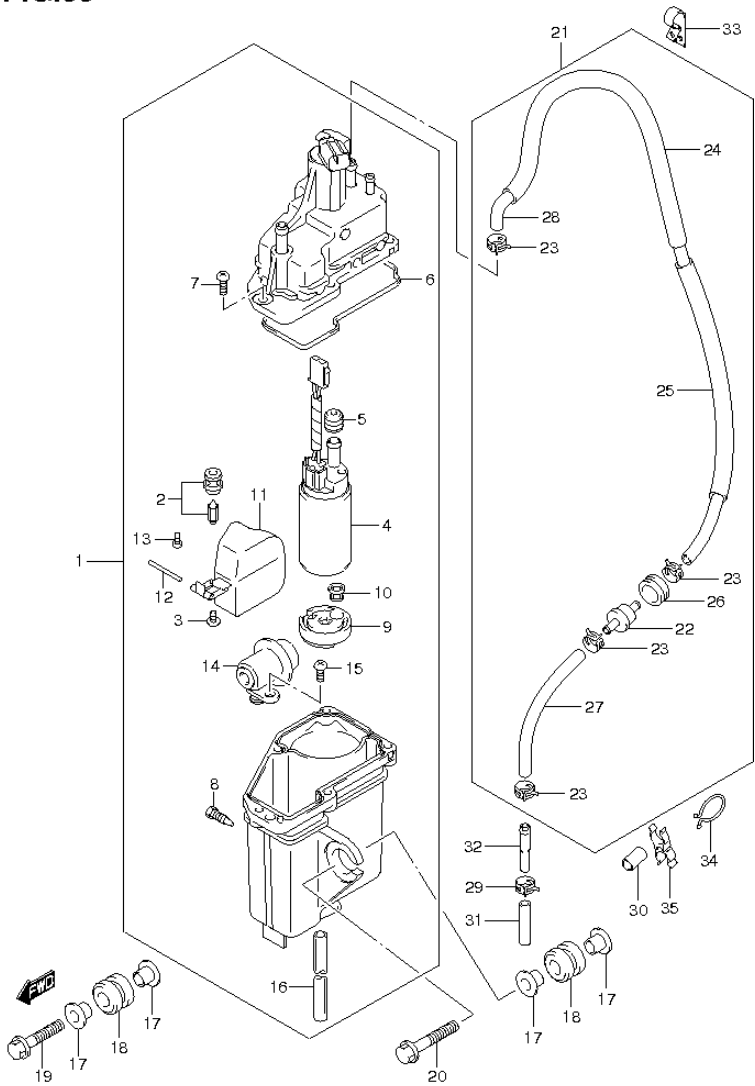


FIG. 33 (1-E-4) FUEL VAPOR SEPARATOR (DF150Z F1)

REF NO.	PART NO.	DESCRIPTION	Q'TY	REMARKS
1	15600-96J01	SEPARATOR, FUEL VAPOR	1	
2	13370-96J00	·VALVE, NEEDLE	1	
3	02142-0408B	·SCREW	1	
4	15200-96J00	·PUMP, FUEL	1	
5	15647-93J00	·BUSH	1	
6	15626-96J00	·SEAL	1	
7	15628-99E00	·SCREW (L:15)	5	
8	15629-99E10	·SCREW, DRAIN	1	
9	15641-96J00	·SPACER, FUEL PUMP	1	
10	15642-90J00	·FILTER, FUEL PUMP	1	
11	15650-96J00	·FLOAT	1	
12	13254-01010	·PIN	1	
13	02112-0408A	·SCREW	1	
14	15760-93J00	·REGULATOR	1	
15	02112-05107	·SCREW	1	
16	15683-87J00	·HOSE, DRAIN	1	
17	09169-08042	WASHER	6	
18	09320-12072	CUSHION	3	
19	01550-08357	BOLT	1	
20	01550-08407	BOLT	2	
21	15660-96J11	HOSE, EVAPORATION	1	
22	15410-98500	·FILTER, EVAPORATION	1	
23	09401-08412	·CLIP	4	
24	18498-87JC0	·PROTECTOR, EVAP HOSE (9.5X11.5X450)	1	L:450
25	18498-87JC0	·PROTECTOR, EVAP HOSE (9.5X11.5X450)	1	L:450->300
26	09320-20008	·CUSHION	1	
27	09352-50823-600	·HOSE (5X8.2X600)	1	L:600->120
28	09352-50823-00B	·HOSE (5X8.2X2000)	1	L:2000->860
29	09401-08412	CLIP	1	
30	18498-96J40	PROTECTOR, HARNESS (9.5X11.5X25)	1	
31	09352-50823-600	HOSE (5X8.2X600)	1	L:600->45
32	09364-06010	UNION	1	



FIG.33

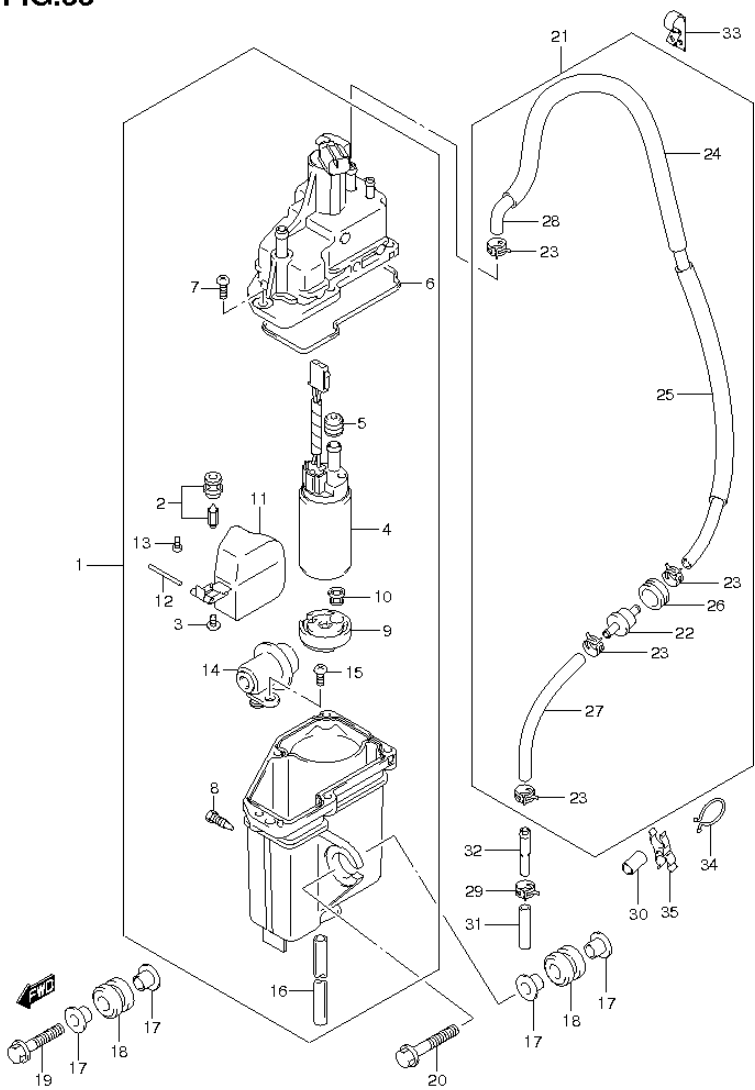


FIG.33 (1-E-5) FUEL VAPOR SEPARATOR (DF150Z F1)

REF NO.	PART NO.	DESCRIPTION	Q'TY	REMARKS
33	09403-13408	CLAMP	1	
34	09408-00008	CLIP	1	
35	09408-00078	CLAMP	1	
36	15690-96J01	HOSE SET, EVAPORATION	1	OPT NOT ILLUSTRATED

FIG.34

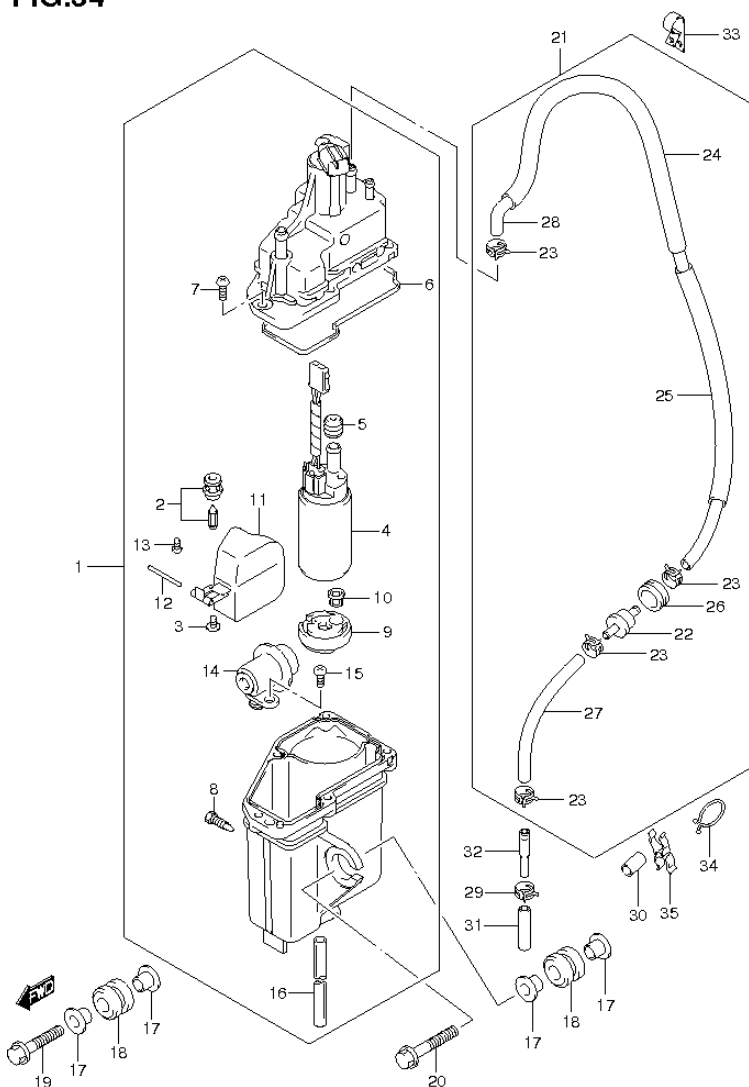


FIG. 34 (1-E-6) FUEL VAPOR SEPARATOR (DF150Z F40)

REF NO.	PART NO.	DESCRIPTION	Q' TY	REMARKS
1	15600-96J11	SEPARATOR, FUEL VAPOR	1	
2	13370-96J00	·VALVE, NEEDLE	1	
3	02142-0408B	·SCREW	1	
4	15200-96J10	·PUMP, FUEL	1	
5	15647-93J10	·BUSH	1	
6	15626-96J00	·SEAL	1	
7	15628-99E00	·SCREW (L:15)	5	
8	15629-99E10	·SCREW, DRAIN	1	
9	15641-96J00	·SPACER, FUEL PUMP	1	
10	15642-90J00	·FILTER, FUEL PUMP	1	
11	15650-96J00	·FLOAT	1	
12	13254-01010	·PIN	1	
13	02112-0408A	·SCREW	1	
14	15760-93J00	·REGULATOR	1	
15	02112-05107	·SCREW	1	
16	15683-87J00	·HOSE, DRAIN	1	
17	09169-08042	WASHER	6	
18	09320-12072	CUSHION	3	
19	01550-08357	BOLT	1	
20	01550-08407	BOLT	2	
21	15660-96J11	HOSE, EVAPORATION	1	
22	15410-98500	·FILTER, EVAPORATION	1	
23	09401-08412	·CLIP	4	
24	18498-87JC0	·PROTECTOR, EVAP HOSE (9.5X11.5X450)	1	L:450
25	18498-87JC0	·PROTECTOR, EVAP HOSE (9.5X11.5X450)	1	L:450->300
26	09320-20008	·CUSHION	1	
27	09352-50823-600	·HOSE (5X8.2X600)	1	L:600->120
28	09352-50823-00B	·HOSE (5X8.2X2000)	1	L:2000->860
29	09401-08412	CLIP	1	
30	18498-96J40	PROTECTOR, HARNESS (9.5X11.5X25)	1	
31	09352-50823-600	HOSE (5X8.2X600)	1	L:600->45
32	09364-06010	UNION	1	

FIG.34

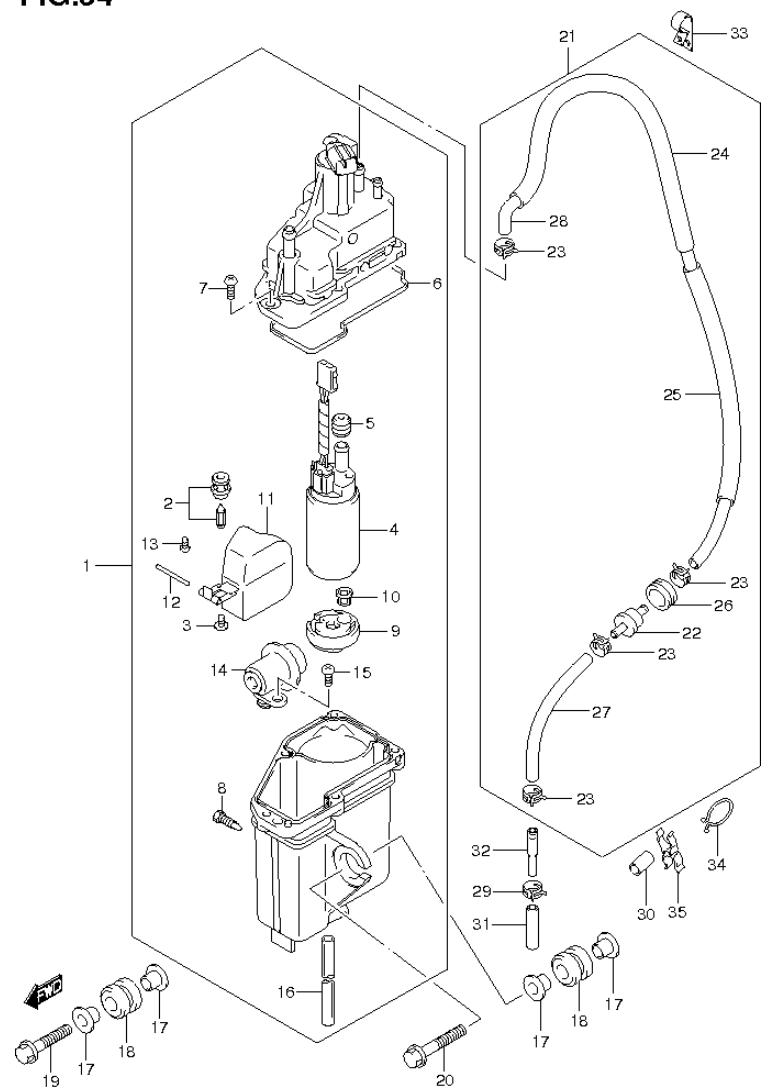


FIG. 34 (1-E-7) FUEL VAPOR SEPARATOR (DF150Z F40)

REF NO.	PART NO.	DESCRIPTION	Q'TY	REMARKS
33	09403-13408	CLAMP	1	
34	09408-00008	CLIP	1	
35	09408-00078	CLAMP	1	
36	15690-96J01	HOSE SET, EVAPORATION	1	OPT NOT ILLUSTRATED

FIG. 35 (1-E-8) FUEL VAPOR SEPARATOR (DF175T E1)

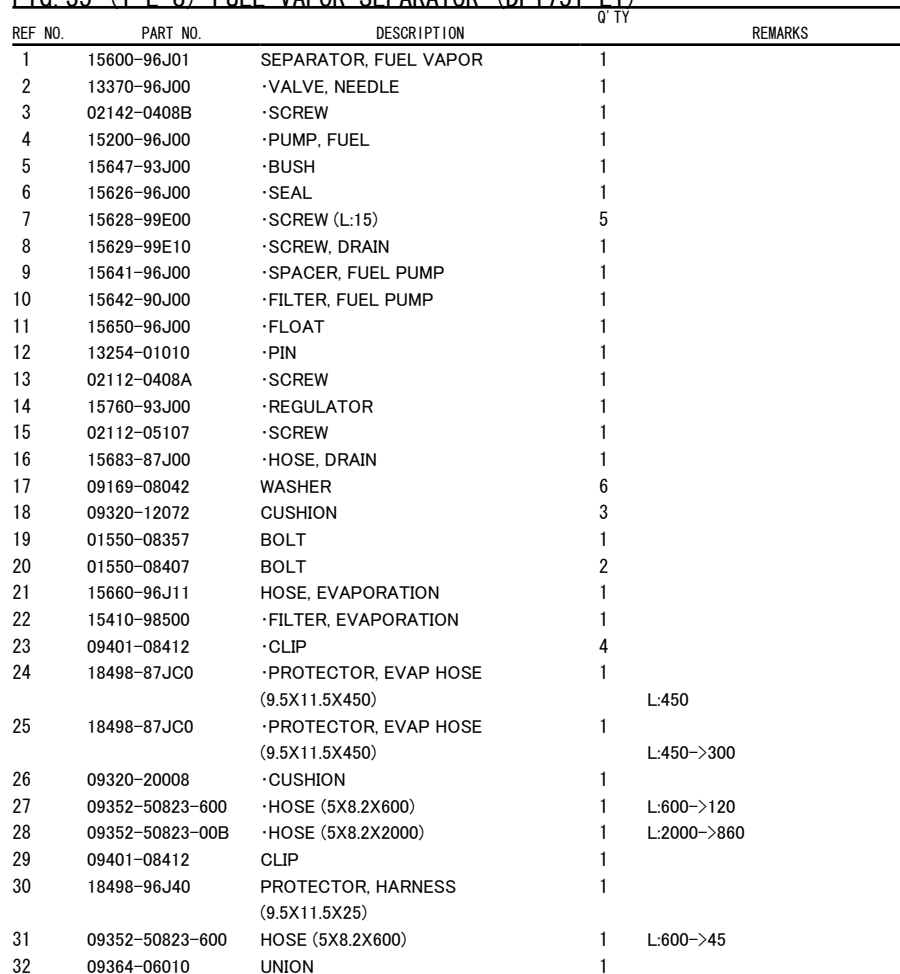


FIG.35

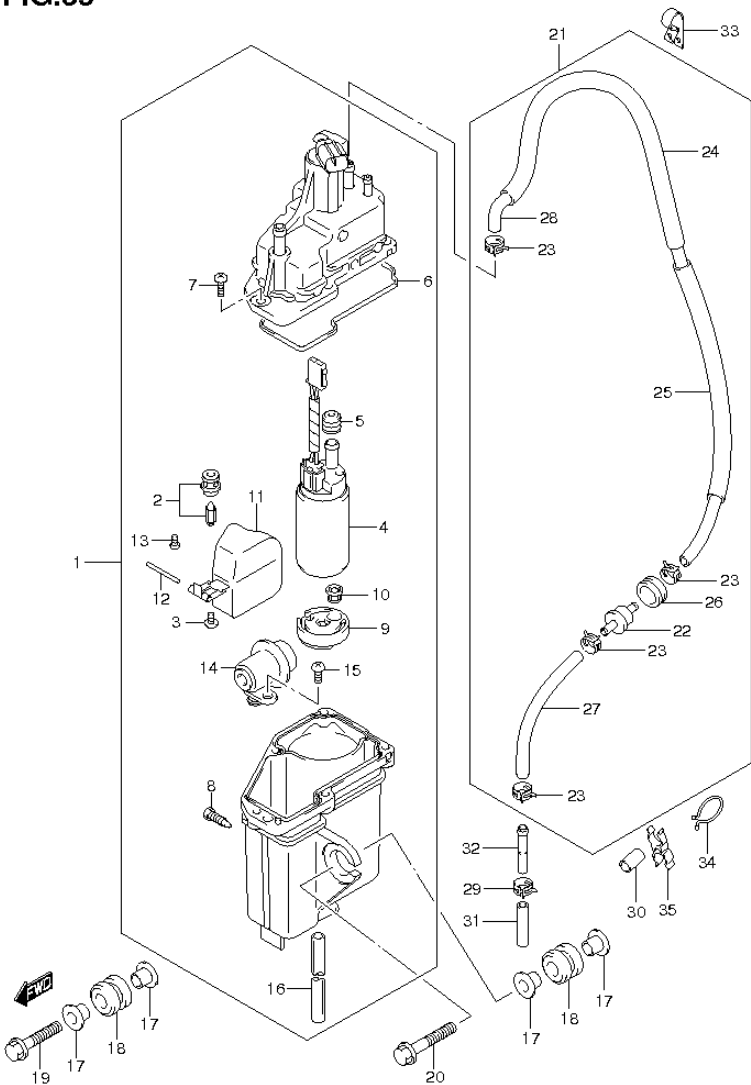


FIG. 35 (1-E-9) FUEL VAPOR SEPARATOR (DF175T E1)

REF NO.	PART NO.	DESCRIPTION	Q'TY	REMARKS
33	09403-13408	CLAMP	1	
34	09408-00008	CLIP	1	
35	09408-00078	CLAMP	1	
36	15690-96J01	HOSE SET, EVAPORATION	1	OPT NOT ILLUSTRATED

This exploded view diagram illustrates the assembly of a vehicle's rear suspension and brake system. The components are numbered as follows:

- 1**: Main rear suspension assembly housing.
- 2**: Small pin or clip.
- 3**: Small pin or clip.
- 4**: Shock absorber body.
- 5**: Shock absorber piston rod.
- 6**: Shock absorber mounting bracket.
- 7**: Bolt for mounting bracket.
- 8**: Bolt for shock absorber mounting.
- 9**: Shock absorber dust shield.
- 10**: Shock absorber dust shield pin.
- 11**: Shock absorber dust shield cap.
- 12**: Shock absorber dust shield cap pin.
- 13**: Shock absorber dust shield cap pin.
- 14**: Shock absorber dust shield cap.
- 15**: Shock absorber dust shield cap pin.
- 16**: Shock absorber dust shield cap pin.
- 17**: Shock absorber dust shield cap pin.
- 18**: Shock absorber dust shield cap pin.
- 19**: Shock absorber dust shield cap pin.
- 20**: Shock absorber dust shield cap pin.
- 21**: Rear suspension arm.
- 22**: Rear suspension arm pin.
- 23**: Rear suspension arm pin.
- 24**: Rear suspension arm pin.
- 25**: Rear suspension arm pin.
- 26**: Rear suspension arm pin.
- 27**: Rear suspension arm pin.
- 28**: Rear suspension arm pin.
- 29**: Rear suspension arm pin.
- 30**: Rear suspension arm pin.
- 31**: Rear suspension arm pin.
- 32**: Rear suspension arm pin.
- 33**: Rear suspension arm pin.
- 34**: Rear suspension arm pin.
- 35**: Rear suspension arm pin.

The diagram shows the assembly of the rear suspension arm (21) and the shock absorber (4) into the main rear suspension assembly (1). The shock absorber is mounted to the rear suspension arm via the shock absorber piston rod (5) and the shock absorber dust shield (9). The rear suspension arm is also connected to the rear suspension arm pin (22) and the rear suspension arm pin (23). The rear suspension arm pin (22) is connected to the rear suspension arm pin (23) and the rear suspension arm pin (24). The rear suspension arm pin (23) is connected to the rear suspension arm pin (25) and the rear suspension arm pin (26). The rear suspension arm pin (24) is connected to the rear suspension arm pin (27) and the rear suspension arm pin (28). The rear suspension arm pin (25) is connected to the rear suspension arm pin (29) and the rear suspension arm pin (30). The rear suspension arm pin (26) is connected to the rear suspension arm pin (31) and the rear suspension arm pin (32). The rear suspension arm pin (27) is connected to the rear suspension arm pin (33) and the rear suspension arm pin (34). The rear suspension arm pin (28) is connected to the rear suspension arm pin (35) and the rear suspension arm pin (36).

REF NO.	PART NO.	DESCRIPTION	Q'TY	REMARKS
1	15600-96J11	SEPARATOR, FUEL VAPOR	1	
2	13370-96J00	·VALVE, NEEDLE	1	
3	02142-0408B	·SCREW	1	
4	15200-96J10	·PUMP, FUEL	1	
5	15647-93J10	·BUSH	1	
6	15626-96J00	·SEAL	1	
7	15628-99E00	·SCREW (L:15)	5	
8	15629-99E10	·SCREW, DRAIN	1	
9	15641-96J00	·SPACER, FUEL PUMP	1	
10	15642-90J00	·FILTER, FUEL PUMP	1	
11	15650-96J00	·FLOAT	1	
12	13254-01010	·PIN	1	
13	02112-0408A	·SCREW	1	
14	15760-93J00	·REGULATOR	1	
15	02112-05107	·SCREW	1	
16	15683-87J00	·HOSE, DRAIN	1	
17	09169-08042	WASHER	6	
18	09320-12072	CUSHION	3	
19	01550-08357	BOLT	1	
20	01550-08407	BOLT	2	
21	15660-96J11	HOSE, EVAPORATION	1	
22	15410-98500	·FILTER, EVAPORATION	1	
23	09401-08412	·CLIP	4	
24	18498-87JC0	·PROTECTOR, EVAP HOSE (9.5X11.5X450)	1	L:450
25	18498-87JC0	·PROTECTOR, EVAP HOSE (9.5X11.5X450)	1	L:450->300
26	09320-20008	·CUSHION	1	
27	09352-50823-600	·HOSE (5X8.2X600)	1	L:600->120
28	09352-50823-00B	·HOSE (5X8.2X2000)	1	L:2000->860
29	09401-08412	CLIP	1	
30	18498-96J40	PROTECTOR, HARNESS (9.5X11.5X25)	1	
31	09352-50823-600	HOSE (5X8.2X600)	1	L:600->45
32	09364-06010	UNION	1	

FIG.36

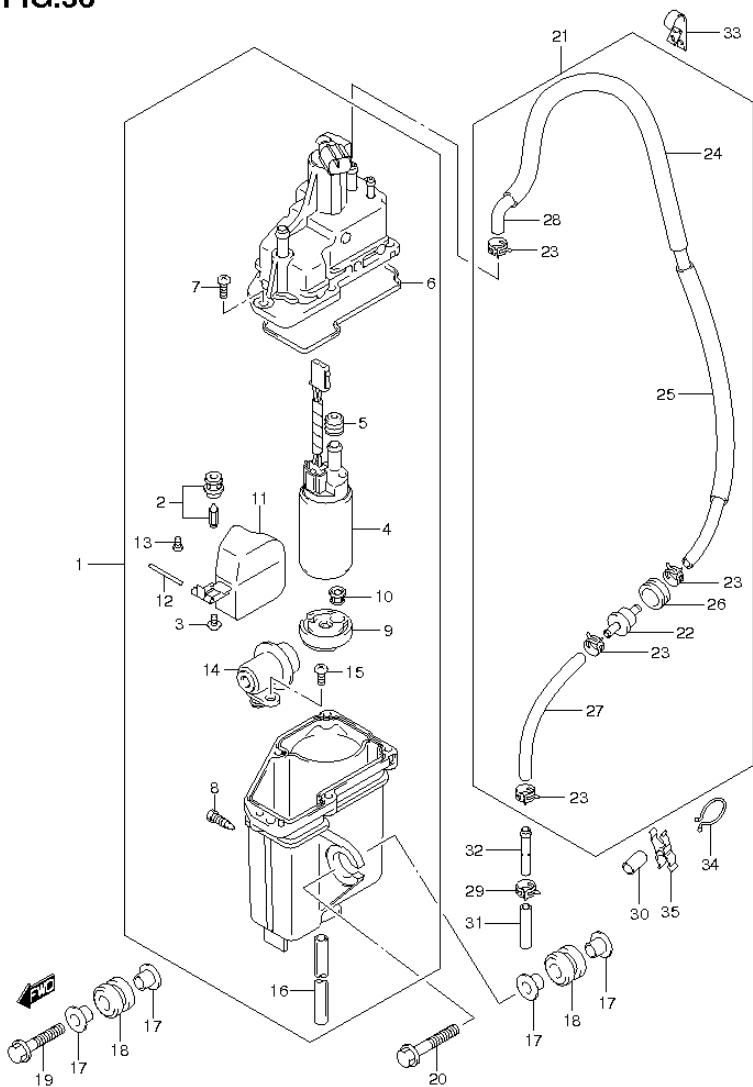


FIG.36 (1-E-11) FUEL VAPOR SEPARATOR (DF175T E40)

REF NO.	PART NO.	DESCRIPTION	Q'TY	REMARKS
33	09403-13408	CLAMP	1	
34	09408-00008	CLIP	1	
35	09408-00078	CLAMP	1	
36	15690-96J01	HOSE SET, EVAPORATION	1	OPT NOT ILLUSTRATED

FIG.37

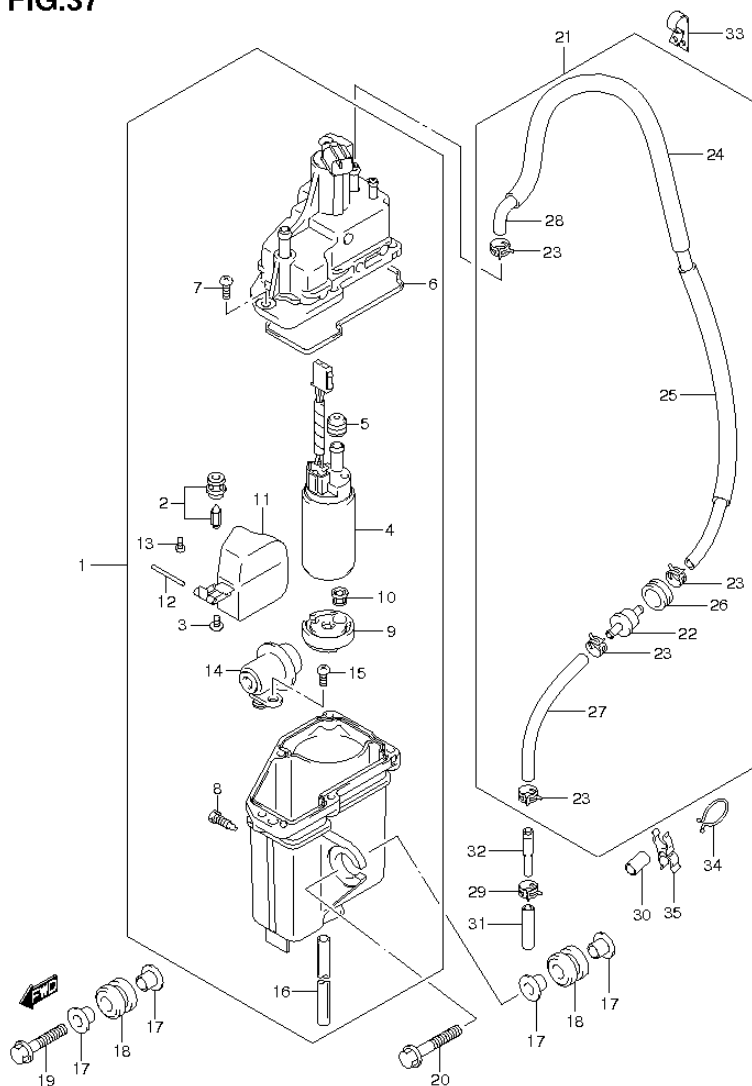


FIG.37 (1-E-12) FUEL VAPOR SEPARATOR (DF175Z E1)

REF NO.	PART NO.	DESCRIPTION	Q'TY	REMARKS
1	15600-96J01	SEPARATOR, FUEL VAPOR	1	
2	13370-96J00	·VALVE, NEEDLE	1	
3	02142-0408B	·SCREW	1	
4	15200-96J00	·PUMP, FUEL	1	
5	15647-93J00	·BUSH	1	
6	15626-96J00	·SEAL	1	
7	15628-99E00	·SCREW (L:15)	5	
8	15629-99E10	·SCREW, DRAIN	1	
9	15641-96J00	·SPACER, FUEL PUMP	1	
10	15642-90J00	·FILTER, FUEL PUMP	1	
11	15650-96J00	·FLOAT	1	
12	13254-01010	·PIN	1	
13	02112-0408A	·SCREW	1	
14	15760-93J00	·REGULATOR	1	
15	02112-05107	·SCREW	1	
16	15683-87J00	·HOSE, DRAIN	1	
17	09169-08042	WASHER	6	
18	09320-12072	CUSHION	3	
19	01550-08357	BOLT	1	
20	01550-08407	BOLT	2	
21	15660-96J11	HOSE, EVAPORATION	1	
22	15410-98500	·FILTER, EVAPORATION	1	
23	09401-08412	·CLIP	4	
24	18498-87JC0	·PROTECTOR, EVAP HOSE (9.5X11.5X450)	1	L:450
25	18498-87JC0	·PROTECTOR, EVAP HOSE (9.5X11.5X450)	1	L:450->300
26	09320-20008	·CUSHION	1	
27	09352-50823-600	·HOSE (5X8.2X600)	1	L:600->120
28	09352-50823-00B	·HOSE (5X8.2X2000)	1	L:2000->860
29	09401-08412	CLIP	1	
30	18498-96J40	PROTECTOR, HARNESS (9.5X11.5X25)	1	
31	09352-50823-600	HOSE (5X8.2X600)	1	L:600->45
32	09364-06010	UNION	1	



FIG.37

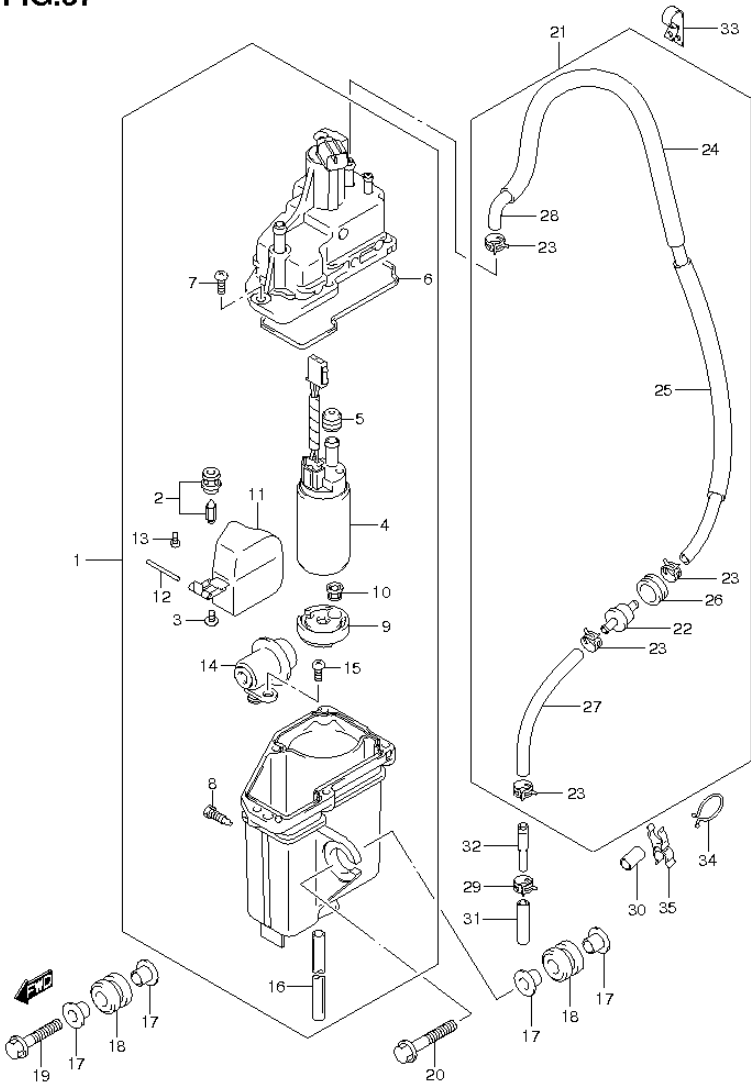
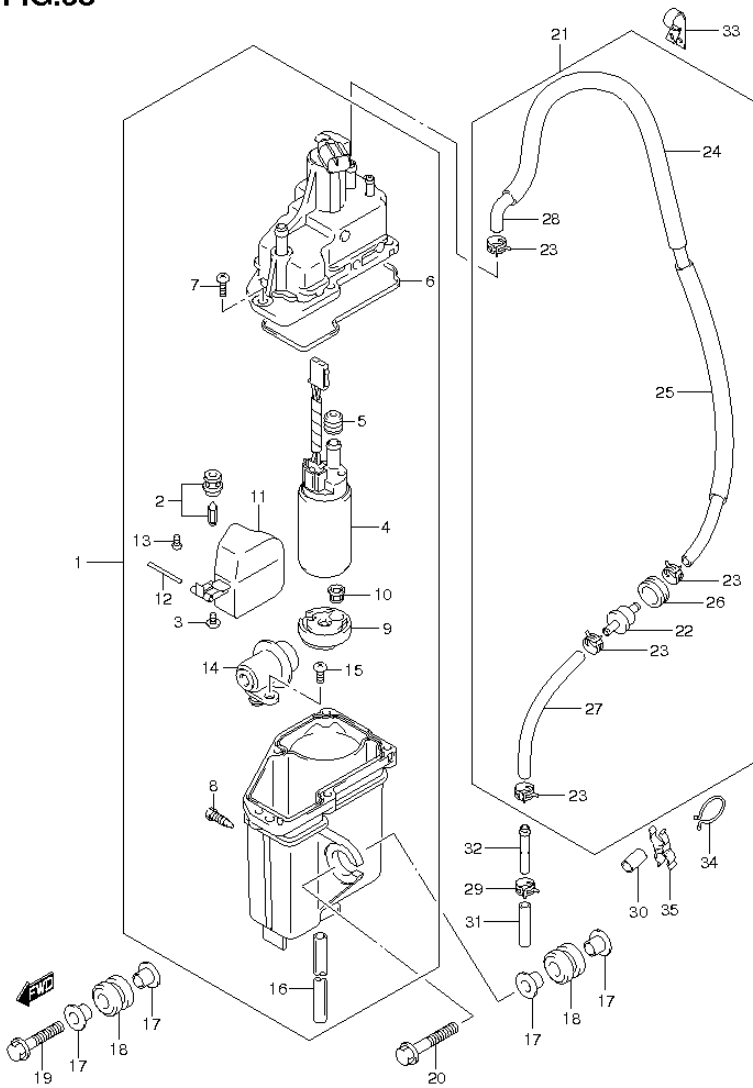


FIG. 37 (1-E-13) FUEL VAPOR SEPARATOR (DF175Z E1)

REF NO.	PART NO.	DESCRIPTION	Q'TY	REMARKS
33	09403-13408	CLAMP	1	
34	09408-00008	CLIP	1	
35	09408-00078	CLAMP	1	
36	15690-96J01	HOSE SET, EVAPORATION	1	OPT NOT ILLUSTRATED

FIG.38



DF150 175 E01 012\_038  
FUEL VAPOR SEPARATOR

FIG.38 (1-E-14) FUEL VAPOR SEPARATOR (DF175Z F40)

REF NO.	PART NO.	DESCRIPTION	Q'TY	REMARKS
1	15600-96J11	SEPARATOR, FUEL VAPOR	1	
2	13370-96J00	·VALVE, NEEDLE	1	
3	02142-0408B	·SCREW	1	
4	15200-96J10	·PUMP, FUEL	1	
5	15647-93J10	·BUSH	1	
6	15626-96J00	·SEAL	1	
7	15628-99E00	·SCREW (L:15)	5	
8	15629-99E10	·SCREW, DRAIN	1	
9	15641-96J00	·SPACER, FUEL PUMP	1	
10	15642-90J00	·FILTER, FUEL PUMP	1	
11	15650-96J00	·FLOAT	1	
12	13254-01010	·PIN	1	
13	02112-0408A	·SCREW	1	
14	15760-93J00	·REGULATOR	1	
15	02112-05107	·SCREW	1	
16	15683-87J00	·HOSE, DRAIN	1	
17	09169-08042	WASHER	6	
18	09320-12072	CUSHION	3	
19	01550-08357	BOLT	1	
20	01550-08407	BOLT	2	
21	15660-96J11	HOSE, EVAPORATION	1	
22	15410-98500	·FILTER, EVAPORATION	1	
23	09401-08412	·CLIP	4	
24	18498-87JC0	·PROTECTOR, EVAP HOSE (9.5X11.5X450)	1	L:450
25	18498-87JC0	·PROTECTOR, EVAP HOSE (9.5X11.5X450)	1	L:450->300
26	09320-20008	·CUSHION	1	
27	09352-50823-600	·HOSE (5X8.2X600)	1	L:600->120
28	09352-50823-00B	·HOSE (5X8.2X2000)	1	L:2000->860
29	09401-08412	CLIP	1	
30	18498-96J40	PROTECTOR, HARNESS (9.5X11.5X25)	1	
31	09352-50823-600	HOSE (5X8.2X600)	1	L:600->45
32	09364-06010	UNION	1	

DF150 175 E01 012

FIG. 38 (1-E-15) FUEL VAPOR SEPARATOR (DF175Z E40)

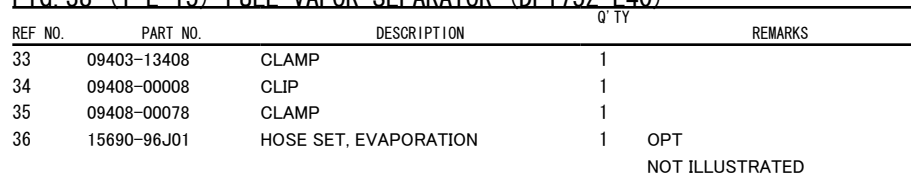


FIG.39

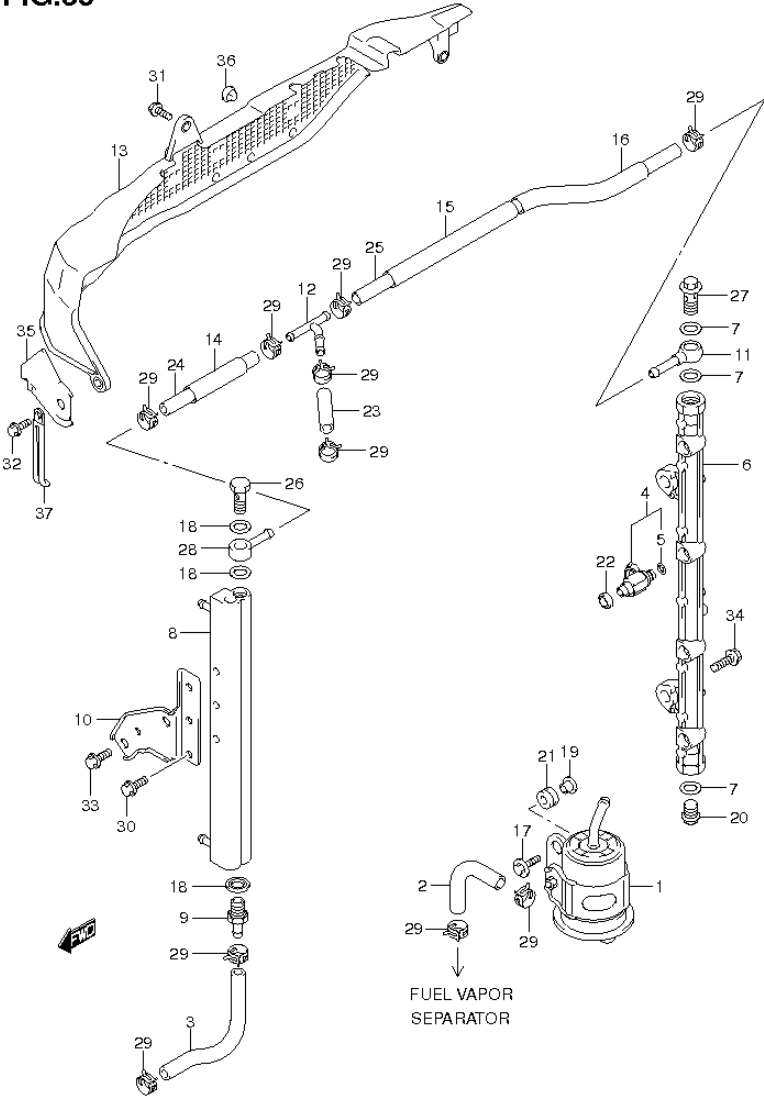


FIG.39 (1-F-2) FUEL INJECTOR (DF150T E1)

REF NO.	PART NO.	DESCRIPTION	Q'TY	REMARKS
1-1	15440-96J01	FILTER, FUEL	1	
2	15681-87L00	HOSE (SEPARATOR TO FILTER)	1	
3	15681-96J11	HOSE (COOLER TO SEPARATOR)	1	
4	15710-96J00	INJECTOR ASSY, FUEL	4	
5	15717-16G00	O RING	4	
6	15751-96J00	PIPE, DELIVERY	1	
7	15762-93J00	GASKET, DELIVERY PIPE	3	
8	15770-96J00	COOLER, FUEL	1	
9	15773-90J00	UNION, FUEL HOSE	1	
10	15790-96J00	BRACKET, FUEL COOLER	1	
11	15830-77EA0	UNION, DELIVERY PIPE	1	
12	15830-99E00	UNION, 3 WAY FUEL HOSE	1	
13	15851-96J00	GUARD, FUEL HOSE	1	
14	18498-99E20	PROTECTOR (15.4X18.4X450)	1	L:450->70
15	18498-93J00	PROTECTOR (15.4X18.4X340)	1	L:340->220
16	18498-99E20	PROTECTOR (15.4X18.4X450)	1	L:450->120
17	09116-06202	BOLT (6X25)	2	
18	09168-12013	GASKET (11.8X22X1.2)	3	
19	09169-06062	WASHER	2	
20	09247-14041	PLUG	1	
21	09320-08501	CUSHION	2	
22	09320-08062	CUSHION	4	
23	09343-75001-600	HOSE (7.5X13.5X600)	1	
24	09343-75001-600	HOSE (7.5X13.5X600)	1	
25	09343-75001-600	HOSE (7.5X13.5X600)	1	
26	09360-12008	UNION	1	
27	09360-14009	UNION	1	
28	09363-08004	UNION	1	
29	09401-11425	CLIP	10	
30	01550-06127	BOLT	3	
31	01550-06127	BOLT	1	
32	01550-06167	BOLT	2	
33	01550-08167	BOLT	2	
34	01550-08257	BOLT	2	

FIG.39

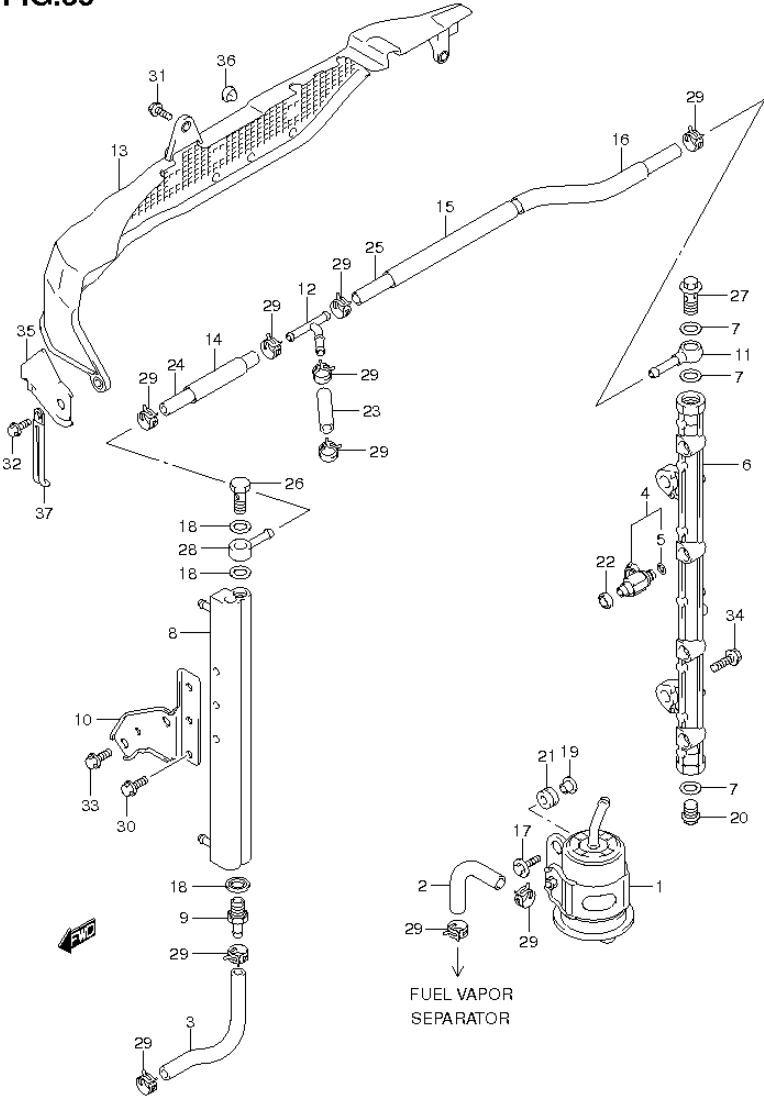


FIG.39 (1-F-3) FUEL INJECTOR (DF150T E1)

REF NO.	PART NO.	DESCRIPTION	Q'TY	REMARKS
35	15852-96J00	GUIDE, FUEL HOSE GUARD	1	
36	09321-08005	CUSHION	3	
37	29404-93J20	CLAMP, FUEL HOSE GUARD	1	

FIG.40

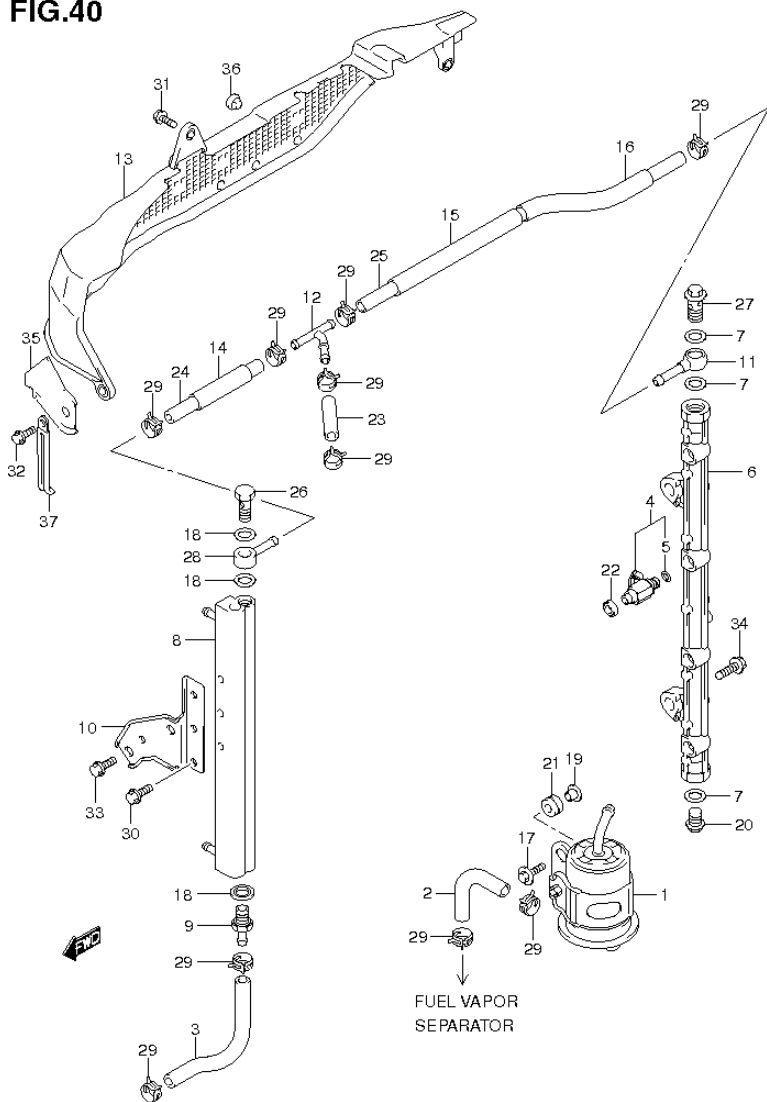


FIG. 40 (1-F-4) FUEL INJECTOR (DF150T E40)

REF NO.	PART NO.	DESCRIPTION	Q'TY	REMARKS
1	15440-96J11	FILTER, FUEL	1	
2	15681-87L00	HOSE (SEPARATOR TO FILTER)	1	
3	15681-96J11	HOSE (COOLER TO SEPARATOR)	1	
4	15710-96J00	INJECTOR ASSY, FUEL	4	
5	15717-16G00	O RING	4	
6	15751-96J00	PIPE, DELIVERY	1	
7	15762-93J10	GASKET, DELIVERY PIPE	3	
8	15770-96J00	COOLER, FUEL	1	
9	15773-90J00	UNION, FUEL HOSE	1	
10	15790-96J00	BRACKET, FUEL COOLER	1	
11	15832-93J00	UNION, DELIVERY PIPE	1	
12	15830-99E00	UNION, 3 WAY FUEL HOSE	1	
13	15851-96J00	GUARD, FUEL HOSE	1	
14	18498-99E20	PROTECTOR (15.4X18.4X450)	1	L:450->70
15	18498-93J00	PROTECTOR (15.4X18.4X340)	1	L:340->220
16	18498-99E20	PROTECTOR (15.4X18.4X450)	1	L:450->120
17	09116-06202	BOLT (6X25)	2	
18	15762-90J00	GASKET	3	
19	09169-06062	WASHER	2	
20	09247-14042	PLUG	1	
21	09320-08501	CUSHION	2	
22	09320-08062	CUSHION	4	
23	09343-75001-600	HOSE (7.5X13.5X600)	1	
24	09343-75001-600	HOSE (7.5X13.5X600)	1	
25	09343-75001-600	HOSE (7.5X13.5X600)	1	
26	09360-12013	UNION	1	
27	09360-14014	UNION	1	
28	15830-90J00	UNION, FUEL COOLER	1	
29	09401-11425	CLIP	10	
30	01550-06127	BOLT	3	
31	01550-06127	BOLT	1	
32	01550-06167	BOLT	2	
33	01550-08167	BOLT	2	
34	01550-08257	BOLT	2	

FIG.40

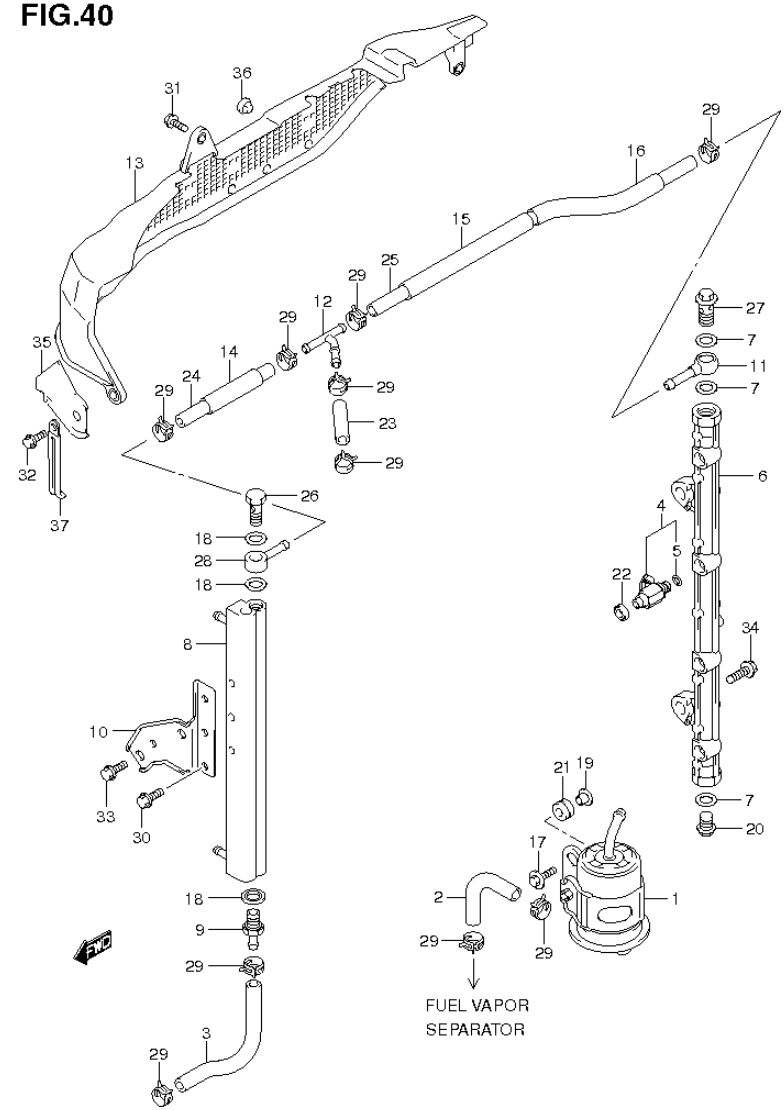
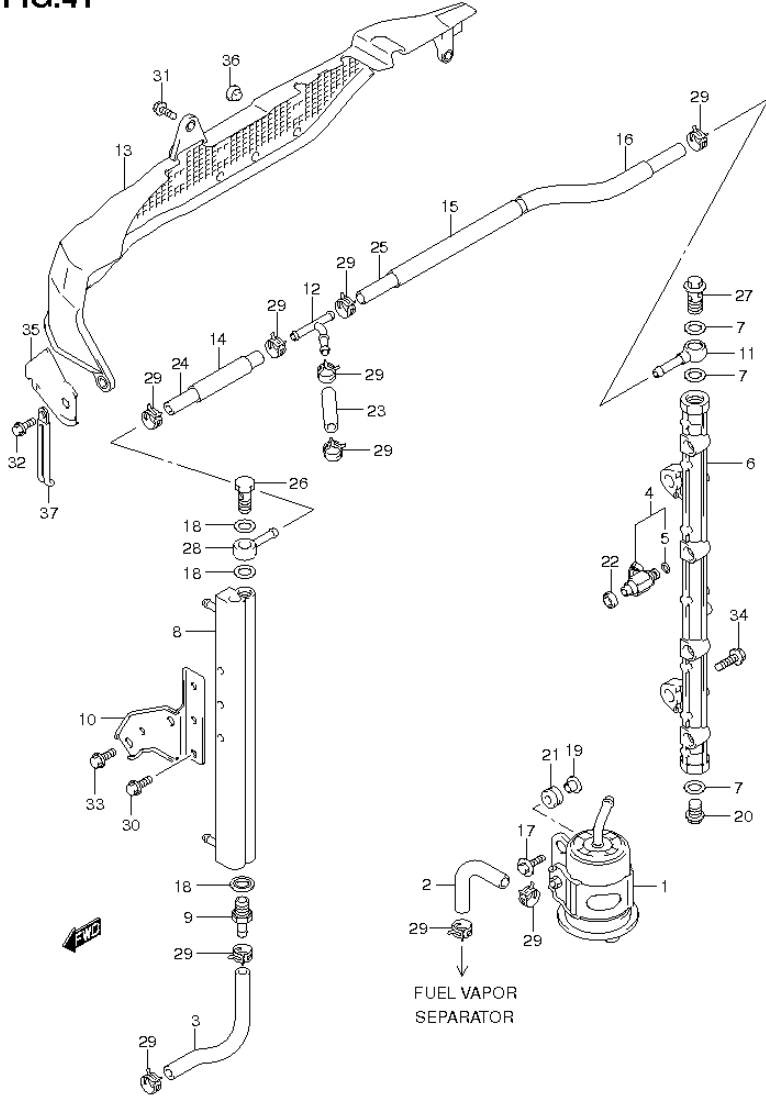


FIG. 40 (1-F-5) FUEL INJECTOR (DF150T E40)

REF NO.	PART NO.	DESCRIPTION	Q'TY	REMARKS
35	15852-96J00	GUIDE, FUEL HOSE GUARD	1	
36	09321-08005	CUSHION	3	
37	29404-93J20	CLAMP, FUEL HOSE GUARD	1	

FIG.41



DF150 175 E01 012\_041  
FUEL INJECTOR

FIG.41 (1-F-6) FUEL INJECTOR (DF150Z E1)

REF NO.	PART NO.	DESCRIPTION	Q'TY	REMARKS
1	15440-96J01	FILTER, FUEL	1	
2	15681-87L00	HOSE (SEPARATOR TO FILTER)	1	
3	15681-96J11	HOSE (COOLER TO SEPARATOR)	1	
4	15710-96J00	INJECTOR ASSY, FUEL	4	
5	15717-16G00	O RING	4	
6	15751-96J00	PIPE, DELIVERY	1	
7	15762-93J00	GASKET, DELIVERY PIPE	3	
8	15770-96J00	COOLER, FUEL	1	
9	15773-90J00	UNION, FUEL HOSE	1	
10	15790-96J00	BRACKET, FUEL COOLER	1	
11	15830-77EA0	UNION, DELIVERY PIPE	1	
12	15830-99E00	UNION, 3 WAY FUEL HOSE	1	
13	15851-96J00	GUARD, FUEL HOSE	1	
14	18498-99E20	PROTECTOR (15.4X18.4X450)	1	L:450->70
15	18498-93J00	PROTECTOR (15.4X18.4X340)	1	L:340->220
16	18498-99E20	PROTECTOR (15.4X18.4X450)	1	L:450->120
17	09116-06202	BOLT (6X25)	2	
18	09168-12013	GASKET (11.8X22X1.2)	3	
19	09169-06062	WASHER	2	
20	09247-14041	PLUG	1	
21	09320-08501	CUSHION	2	
22	09320-08062	CUSHION	4	
23	09343-75001-600	HOSE (7.5X13.5X600)	1	
24	09343-75001-600	HOSE (7.5X13.5X600)	1	
25	09343-75001-600	HOSE (7.5X13.5X600)	1	
26	09360-12008	UNION	1	
27	09360-14009	UNION	1	
28	09363-08004	UNION	1	
29	09401-11425	CLIP	10	
30	01550-06127	BOLT	3	
31	01550-06127	BOLT	1	
32	01550-06167	BOLT	2	
33	01550-08167	BOLT	2	
34	01550-08257	BOLT	2	

DF150 175 E01 012



FIG.41

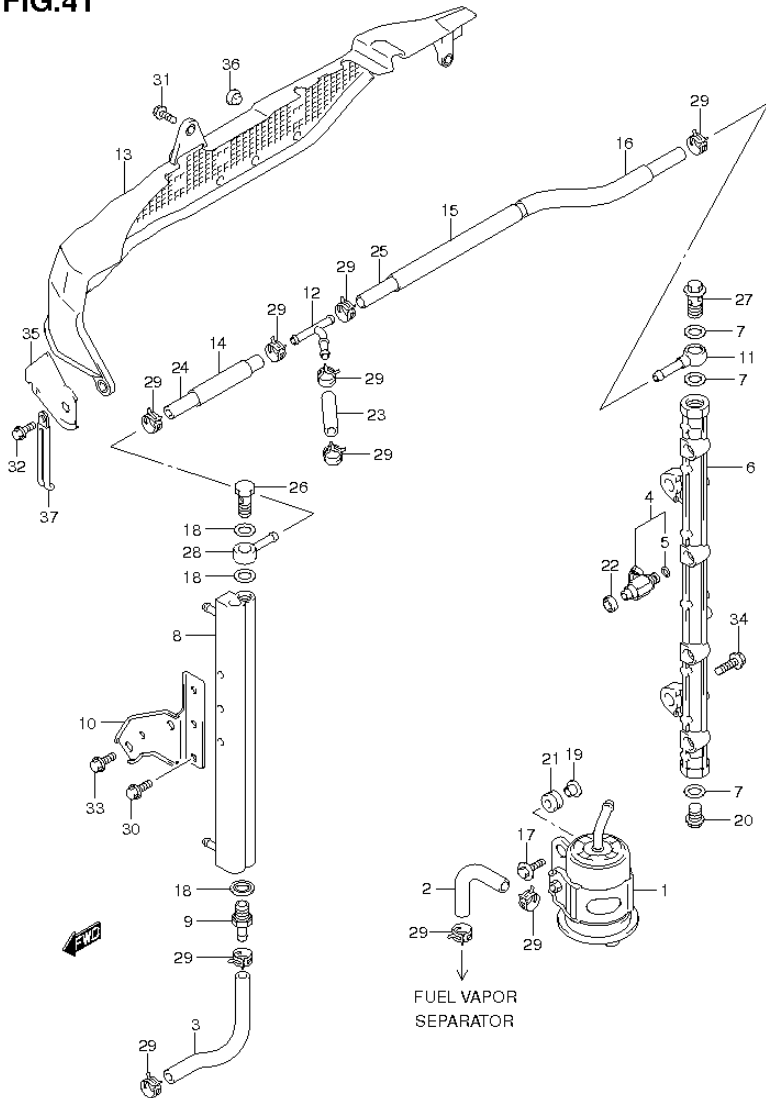


FIG.41 (1-F-7) FUEL INJECTOR (DF150Z E1)

REF NO.	PART NO.	DESCRIPTION	Q'TY	REMARKS
35	15852-96J00	GUIDE, FUEL HOSE GUARD	1	
36	09321-08005	CUSHION	3	
37	29404-93J20	CLAMP, FUEL HOSE GUARD	1	

FIG. 42 (1-F-8) FUEL INJECTOR (DF150Z E40)

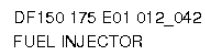
DF150 175 E01 012

FIG.42

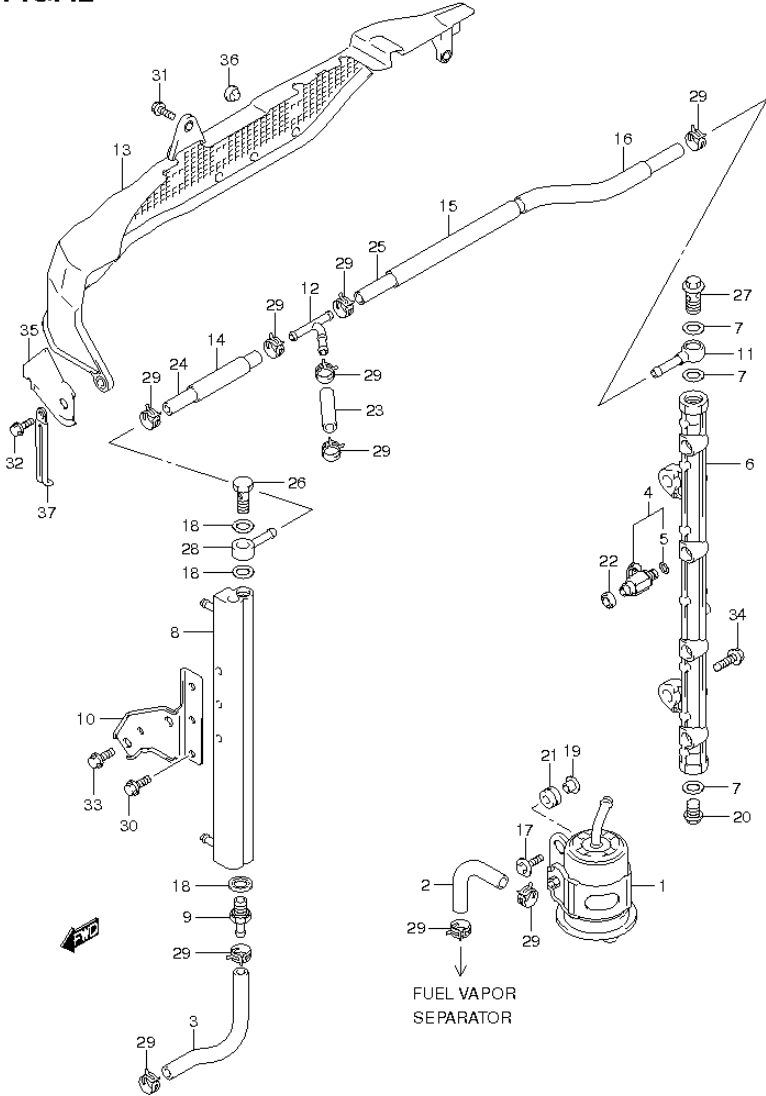


FIG. 42 (1-F-9) FUEL INJECTOR (DF150Z E40)

REF NO.	PART NO.	DESCRIPTION	Q'TY	REMARKS
35	15852-96J00	GUIDE, FUEL HOSE GUARD	1	
36	09321-08005	CUSHION	3	
37	29404-93J20	CLAMP, FUEL HOSE GUARD	1	

This diagram illustrates the assembly of a fuel system component, likely a fuel rail or manifold. The parts are numbered as follows:

- 1:** Fuel Vapor Separator
- 2:** Elbow fitting
- 3:** Fuel line
- 4:** Fuel line
- 5:** O-ring
- 6:** Fuel rail/manifold
- 7:** O-ring
- 8:** Fuel rail/manifold
- 9:** O-ring
- 10:** Bracket
- 11:** O-ring
- 12:** Tee fitting
- 13:** Fuel rail/manifold
- 14:** Fuel line
- 15:** Fuel line
- 16:** Fuel line
- 17:** Tee fitting
- 18:** O-ring
- 19:** Tee fitting
- 20:** O-ring
- 21:** Tee fitting
- 22:** Fuel line
- 23:** Tee fitting
- 24:** Fuel line
- 25:** Fuel line
- 26:** Tee fitting
- 27:** O-ring
- 28:** O-ring
- 29:** Tee fitting
- 30:** Bolt
- 31:** Bolt
- 32:** Bolt
- 33:** Bolt
- 34:** Bolt
- 35:** Bolt
- 36:** Bolt
- 37:** Bolt

The diagram shows the assembly of the fuel rail/manifold (6) with various fittings (12, 17, 23, 26, 29) and O-rings (5, 7, 9, 11, 18, 20, 27). The fuel vapor separator (1) is shown at the bottom, connected to the fuel line (2) and the fuel rail/manifold (6). The fuel line (3) is shown connected to the fuel rail/manifold (6). The fuel line (4) is shown connected to the fuel rail/manifold (6). The fuel line (5) is shown connected to the fuel rail/manifold (6). The fuel line (6) is shown connected to the fuel rail/manifold (6). The fuel line (7) is shown connected to the fuel rail/manifold (6). The fuel line (8) is shown connected to the fuel rail/manifold (6). The fuel line (9) is shown connected to the fuel rail/manifold (6). The fuel line (10) is shown connected to the fuel rail/manifold (6). The fuel line (11) is shown connected to the fuel rail/manifold (6). The fuel line (12) is shown connected to the fuel rail/manifold (6). The fuel line (13) is shown connected to the fuel rail/manifold (6). The fuel line (14) is shown connected to the fuel rail/manifold (6). The fuel line (15) is shown connected to the fuel rail/manifold (6). The fuel line (16) is shown connected to the fuel rail/manifold (6). The fuel line (17) is shown connected to the fuel rail/manifold (6). The fuel line (18) is shown connected to the fuel rail/manifold (6). The fuel line (19) is shown connected to the fuel rail/manifold (6). The fuel line (20) is shown connected to the fuel rail/manifold (6). The fuel line (21) is shown connected to the fuel rail/manifold (6). The fuel line (22) is shown connected to the fuel rail/manifold (6). The fuel line (23) is shown connected to the fuel rail/manifold (6). The fuel line (24) is shown connected to the fuel rail/manifold (6). The fuel line (25) is shown connected to the fuel rail/manifold (6). The fuel line (26) is shown connected to the fuel rail/manifold (6). The fuel line (27) is shown connected to the fuel rail/manifold (6). The fuel line (28) is shown connected to the fuel rail/manifold (6). The fuel line (29) is shown connected to the fuel rail/manifold (6). The fuel line (30) is shown connected to the fuel rail/manifold (6). The fuel line (31) is shown connected to the fuel rail/manifold (6). The fuel line (32) is shown connected to the fuel rail/manifold (6). The fuel line (33) is shown connected to the fuel rail/manifold (6). The fuel line (34) is shown connected to the fuel rail/manifold (6). The fuel line (35) is shown connected to the fuel rail/manifold (6). The fuel line (36) is shown connected to the fuel rail/manifold (6). The fuel line (37) is shown connected to the fuel rail/manifold (6).

REF NO.	PART NO.	DESCRIPTION	Q'TY	REMARKS
1	15440-96J01	FILTER, FUEL	1	
2	15681-87L00	HOSE (SEPARATOR TO FILTER)	1	
3	15681-96J11	HOSE (COOLER TO SEPARATOR)	1	
4	15710-96J00	INJECTOR ASSY, FUEL	4	
5	15717-16G00	O RING	4	
6	15751-96J00	PIPE, DELIVERY	1	
7	15762-93J00	GASKET, DELIVERY PIPE	3	
8	15770-96J00	COOLER, FUEL	1	
9	15773-90J00	UNION, FUEL HOSE	1	
10	15790-96J00	BRACKET, FUEL COOLER	1	
11	15830-77EA0	UNION, DELIVERY PIPE	1	
12	15830-99E00	UNION, 3 WAY FUEL HOSE	1	
13	15851-96J00	GUARD, FUEL HOSE	1	
14	18498-99E20	PROTECTOR (15.4X18.4X450)	1	L:450->70
15	18498-93J00	PROTECTOR (15.4X18.4X340)	1	L:340->220
16	18498-99E20	PROTECTOR (15.4X18.4X450)	1	L:450->120
17	09116-06202	BOLT (6X25)	2	
18	09168-12013	GASKET (11.8X22X1.2)	3	
19	09169-06062	WASHER	2	
20	09247-14041	PLUG	1	
21	09320-08501	CUSHION	2	
22	09320-08062	CUSHION	4	
23	09343-75001-600	HOSE (7.5X13.5X600)	1	
24	09343-75001-600	HOSE (7.5X13.5X600)	1	
25	09343-75001-600	HOSE (7.5X13.5X600)	1	
26	09360-12008	UNION	1	
27	09360-14009	UNION	1	
28	09363-08004	UNION	1	
29	09401-11425	CLIP	10	
30	01550-06127	BOLT	3	
31	01550-06127	BOLT	1	
32	01550-06167	BOLT	2	
33	01550-08167	BOLT	2	
34	01550-08257	BOLT	2	

FIG.43

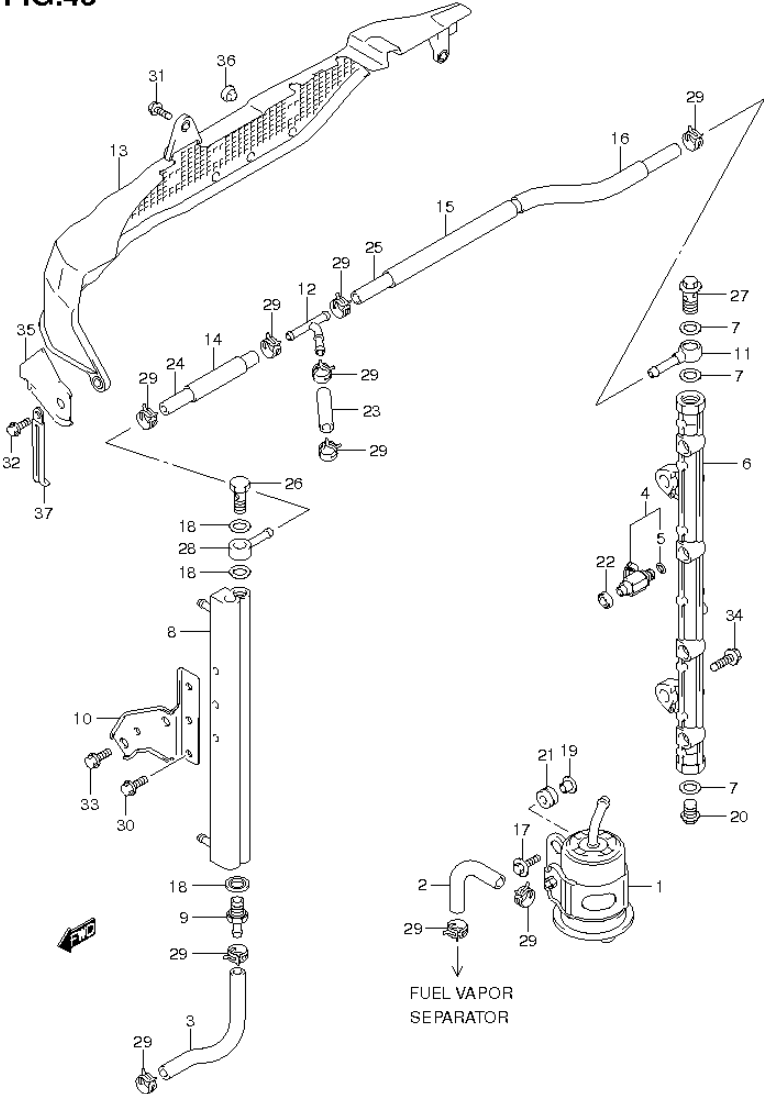


FIG.43 (1-F-11) FUEL INJECTOR (DF175T E1)

REF NO.	PART NO.	DESCRIPTION	Q'TY	REMARKS
35	15852-96J00	GUIDE, FUEL HOSE GUARD	1	
36	09321-08005	CUSHION	3	
37	29404-93J20	CLAMP, FUEL HOSE GUARD	1	

FIG. 44 (1-F-12) FUEL INJECTOR (DF175T E40)

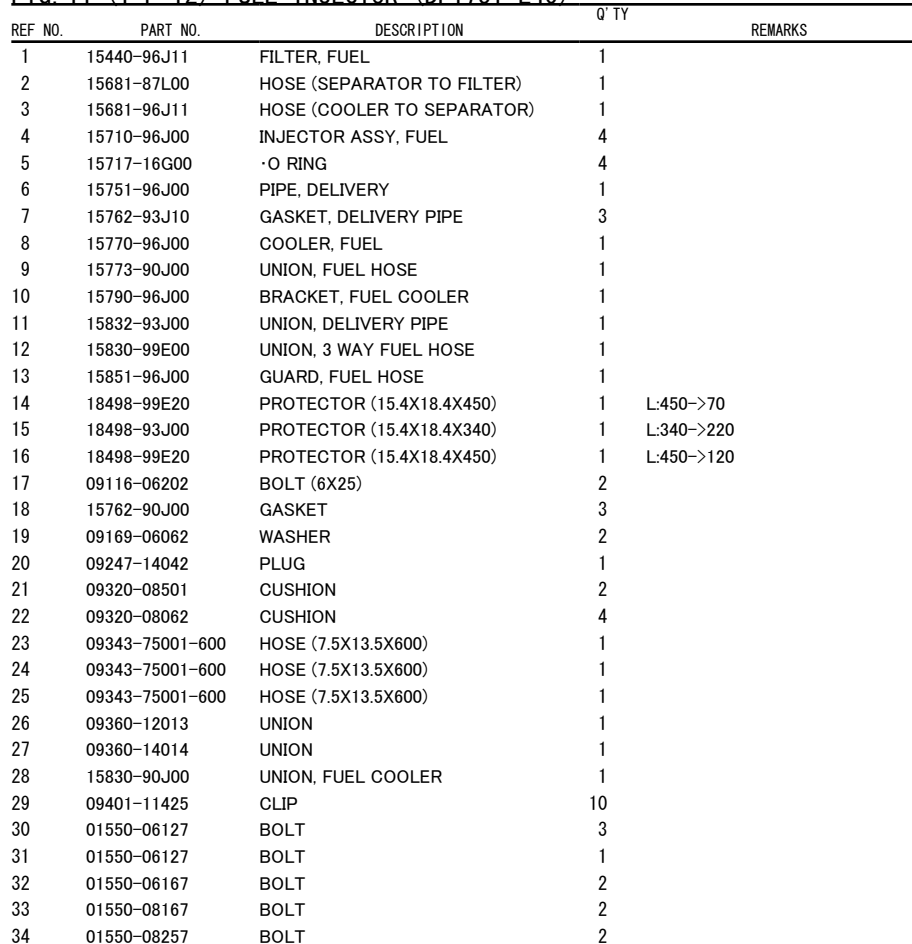


FIG.44

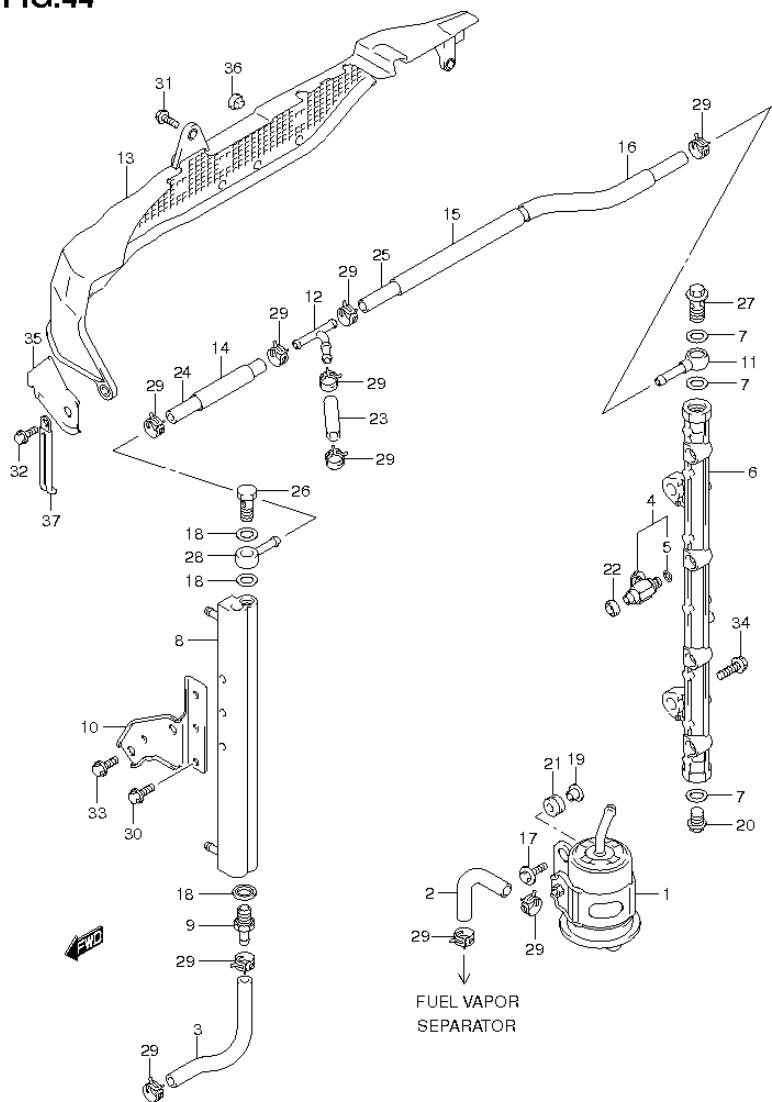
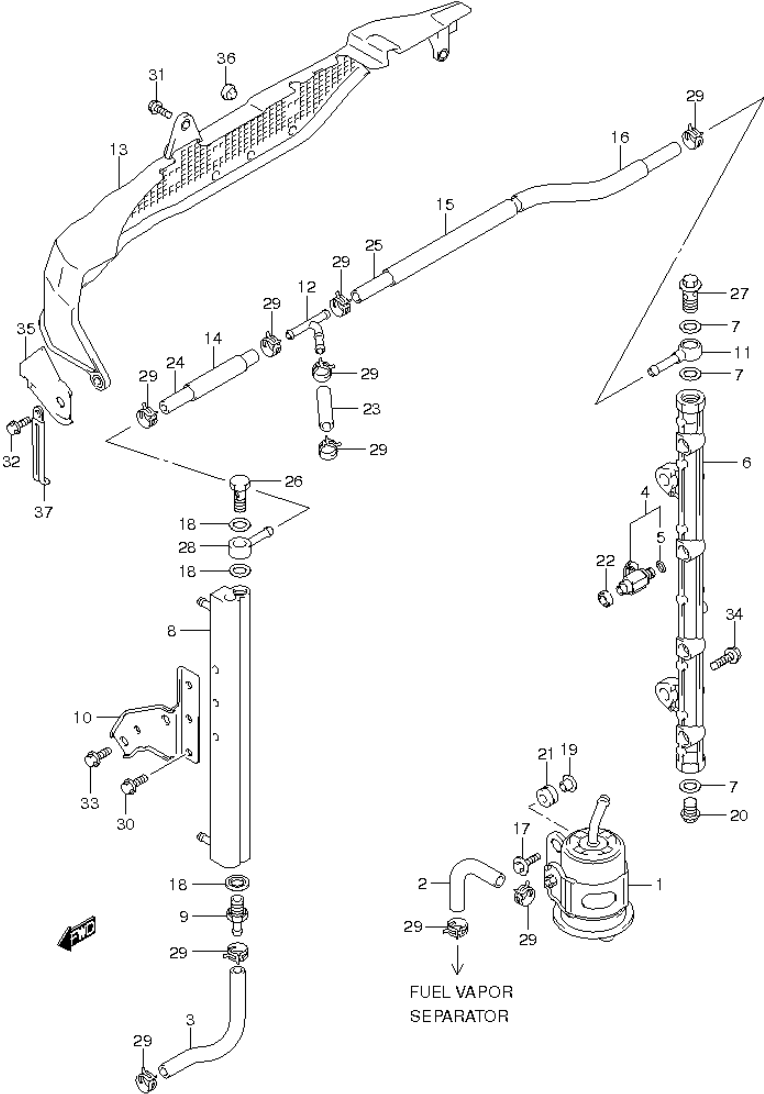


FIG. 44 (1-F-13) FUEL INJECTOR (DF175T E40)

REF NO.	PART NO.	DESCRIPTION	Q' TY	REMARKS
35	15852-96J00	GUIDE, FUEL HOSE GUARD	1	
36	09321-08005	CUSHION	3	
37	29404-93J20	CLAMP, FUEL HOSE GUARD	1	

FIG.45



DF150 175 E01 012\_045  
FUEL INJECTOR

FIG.45 (1-F-14) FUEL INJECTOR (DF175Z E1)

REF NO.	PART NO.	DESCRIPTION	Q'TY	REMARKS
1	15440-96J01	FILTER, FUEL	1	
2	15681-87L00	HOSE (SEPARATOR TO FILTER)	1	
3	15681-96J11	HOSE (COOLER TO SEPARATOR)	1	
4	15710-96J00	INJECTOR ASSY, FUEL	4	
5	15717-16G00	O RING	4	
6	15751-96J00	PIPE, DELIVERY	1	
7	15762-93J00	GASKET, DELIVERY PIPE	3	
8	15770-96J00	COOLER, FUEL	1	
9	15773-90J00	UNION, FUEL HOSE	1	
10	15790-96J00	BRACKET, FUEL COOLER	1	
11	15830-77EA0	UNION, DELIVERY PIPE	1	
12	15830-99E00	UNION, 3 WAY FUEL HOSE	1	
13	15851-96J00	GUARD, FUEL HOSE	1	
14	18498-99E20	PROTECTOR (15.4X18.4X450)	1	L:450->70
15	18498-93J00	PROTECTOR (15.4X18.4X340)	1	L:340->220
16	18498-99E20	PROTECTOR (15.4X18.4X450)	1	L:450->120
17	09116-06202	BOLT (6X25)	2	
18	09168-12013	GASKET (11.8X22X1.2)	3	
19	09169-06062	WASHER	2	
20	09247-14041	PLUG	1	
21	09320-08501	CUSHION	2	
22	09320-08062	CUSHION	4	
23	09343-75001-600	HOSE (7.5X13.5X600)	1	
24	09343-75001-600	HOSE (7.5X13.5X600)	1	
25	09343-75001-600	HOSE (7.5X13.5X600)	1	
26	09360-12008	UNION	1	
27	09360-14009	UNION	1	
28	09363-08004	UNION	1	
29	09401-11425	CLIP	10	
30	01550-06127	BOLT	3	
31	01550-06127	BOLT	1	
32	01550-06167	BOLT	2	
33	01550-08167	BOLT	2	
34	01550-08257	BOLT	2	

DF150 175 E01 012



FIG.45

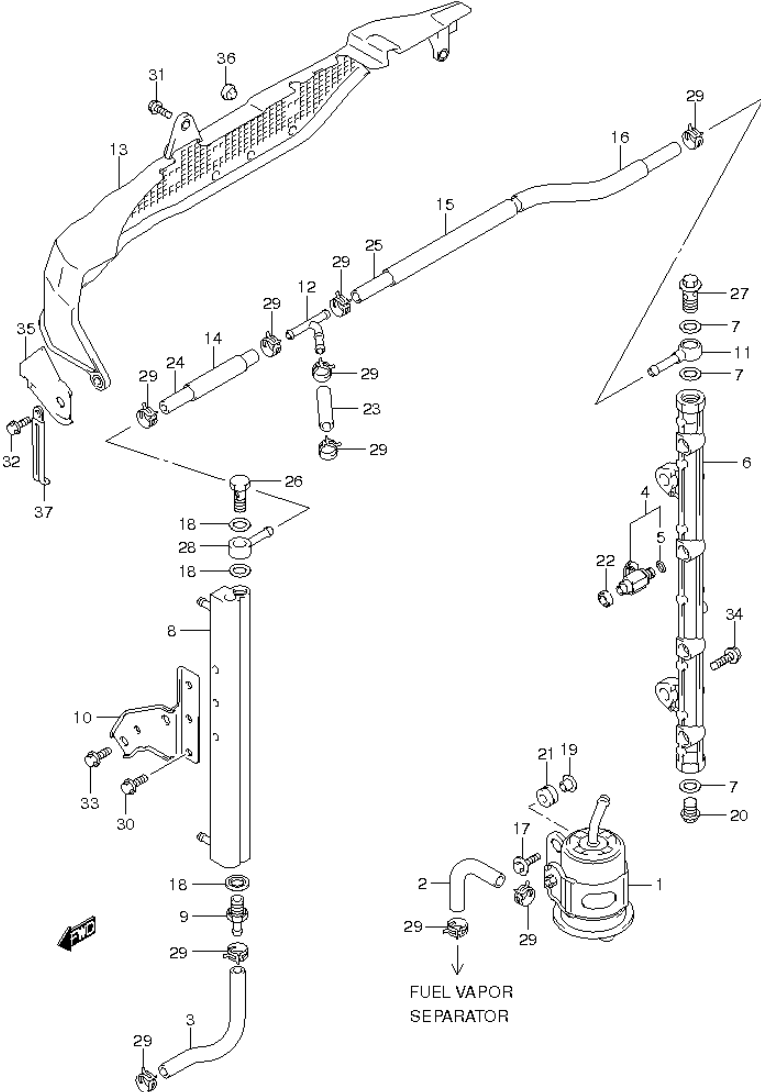
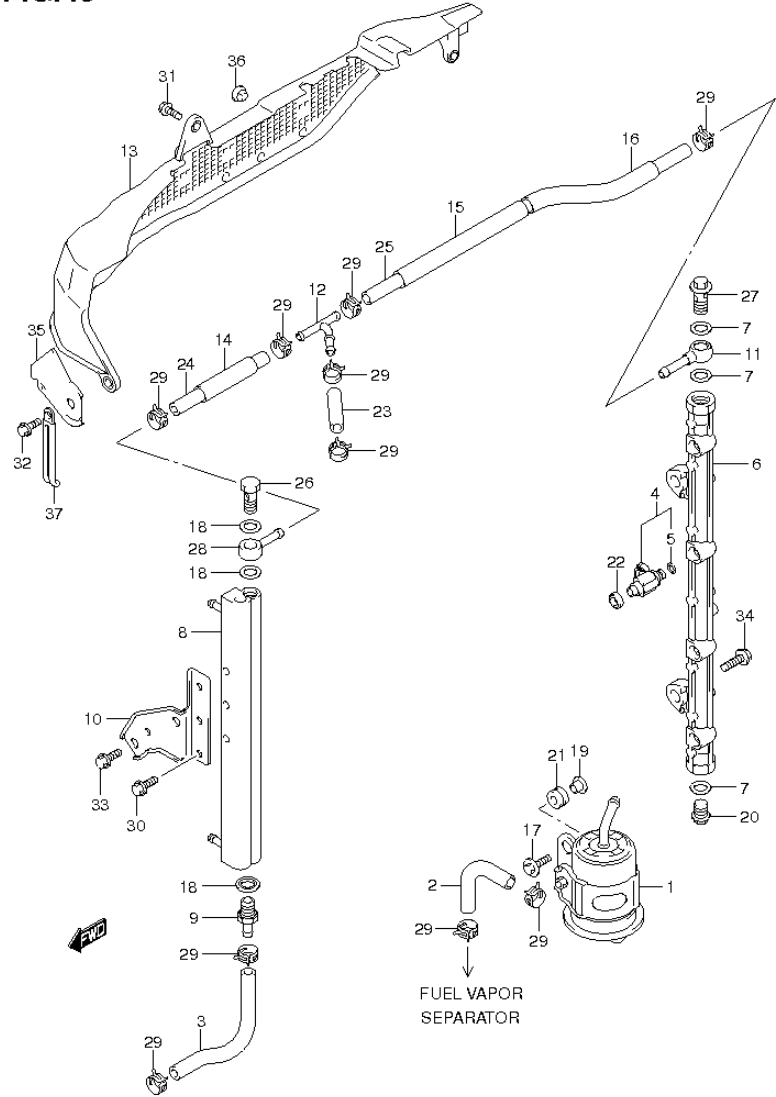


FIG.45 (1-F-15) FUEL INJECTOR (DF175Z E1)

REF NO.	PART NO.	DESCRIPTION	Q'TY	REMARKS
35	15852-96J00	GUIDE, FUEL HOSE GUARD	1	
36	09321-08005	CUSHION	3	
37	29404-93J20	CLAMP, FUEL HOSE GUARD	1	

FIG.46



DF150 175 E01 012\_046  
FUEL INJECTOR

FIG.46 (1-G-2) FUEL INJECTOR (DF175Z F40)

REF NO.	PART NO.	DESCRIPTION	Q'TY	REMARKS
1	15440-96J11	FILTER, FUEL	1	
2	15681-87L00	HOSE (SEPARATOR TO FILTER)	1	
3	15681-96J11	HOSE (COOLER TO SEPARATOR)	1	
4	15710-96J00	INJECTOR ASSY, FUEL	4	
5	15717-16G00	O RING	4	
6	15751-96J00	PIPE, DELIVERY	1	
7	15762-93J10	GASKET, DELIVERY PIPE	3	
8	15770-96J00	COOLER, FUEL	1	
9	15773-90J00	UNION, FUEL HOSE	1	
10	15790-96J00	BRACKET, FUEL COOLER	1	
11	15832-93J00	UNION, DELIVERY PIPE	1	
12	15830-99E00	UNION, 3 WAY FUEL HOSE	1	
13	15851-96J00	GUARD, FUEL HOSE	1	
14	18498-99E20	PROTECTOR (15.4X18.4X450)	1	L:450->70
15	18498-93J00	PROTECTOR (15.4X18.4X340)	1	L:340->220
16	18498-99E20	PROTECTOR (15.4X18.4X450)	1	L:450->120
17	09116-06202	BOLT (6X25)	2	
18	15762-90J00	GASKET	3	
19	09169-06062	WASHER	2	
20	09247-14042	PLUG	1	
21	09320-08501	CUSHION	2	
22	09320-08062	CUSHION	4	
23	09343-75001-600	HOSE (7.5X13.5X600)	1	
24	09343-75001-600	HOSE (7.5X13.5X600)	1	
25	09343-75001-600	HOSE (7.5X13.5X600)	1	
26	09360-12013	UNION	1	
27	09360-14014	UNION	1	
28	15830-90J00	UNION, FUEL COOLER	1	
29	09401-11425	CLIP	10	
30	01550-06127	BOLT	3	
31	01550-06127	BOLT	1	
32	01550-06167	BOLT	2	
33	01550-08167	BOLT	2	
34	01550-08257	BOLT	2	

DF150 175 E01 012

FIG.46

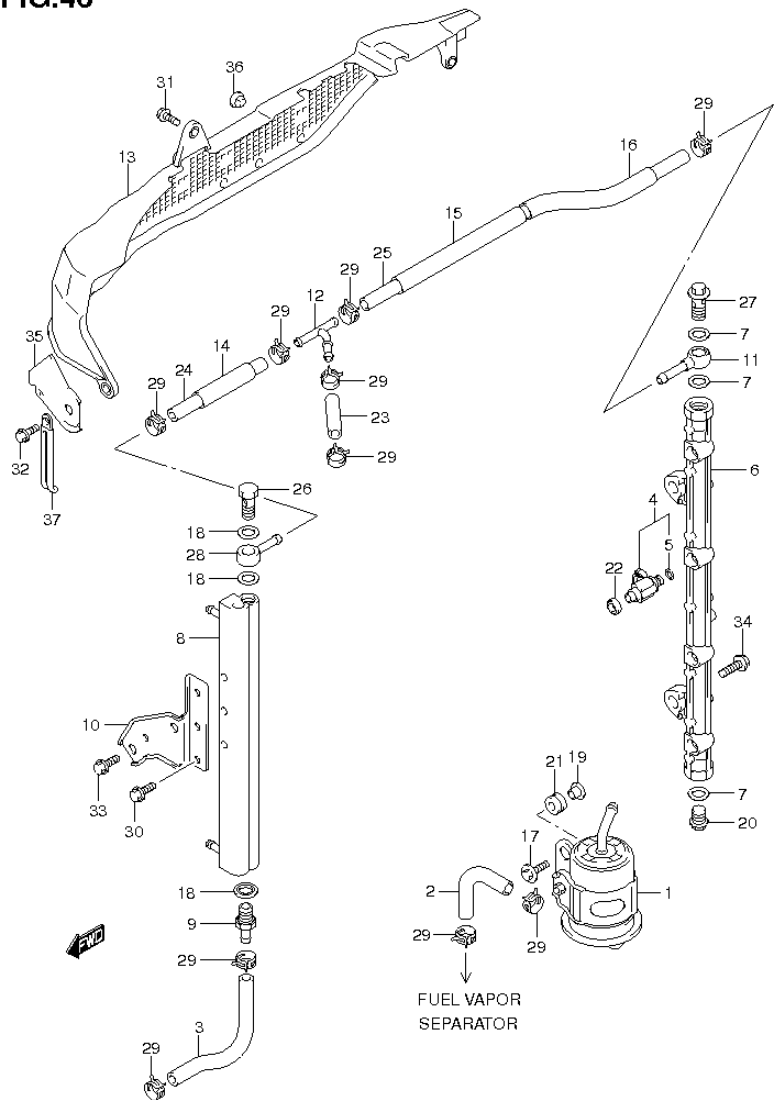


FIG.46 (1-G-3) FUEL INJECTOR (DF175Z E40)

REF NO.	PART NO.	DESCRIPTION	Q'TY	REMARKS
35	15852-96J00	GUIDE, FUEL HOSE GUARD	1	
36	09321-08005	CUSHION	3	
37	29404-93J20	CLAMP, FUEL HOSE GUARD	1	

FIG.47

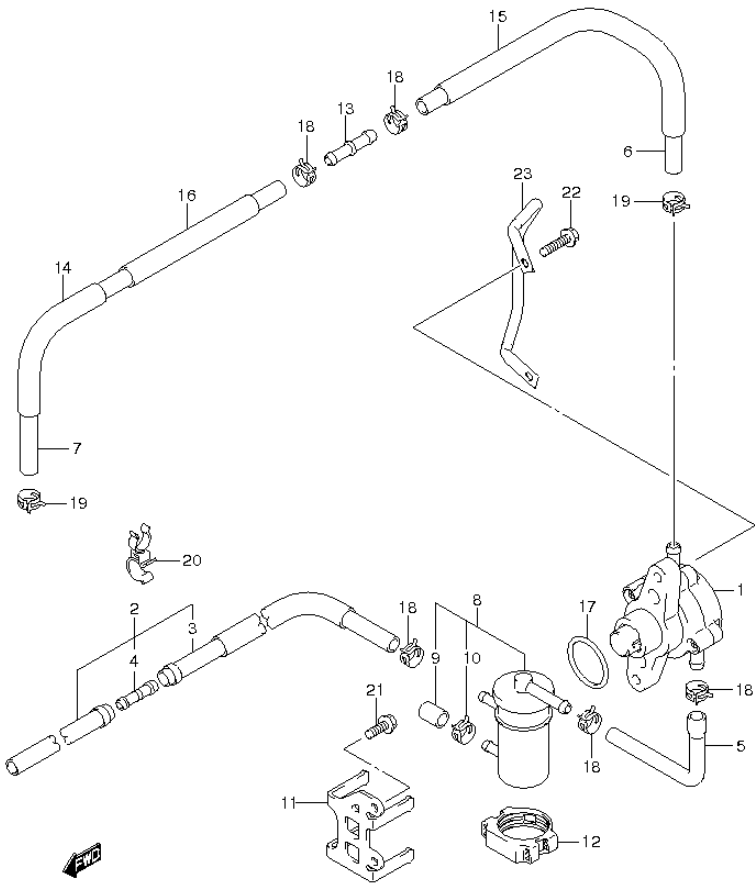


FIG.47 (1-G-4) FUEL PUMP (DF150T E1)

REF NO.	PART NO.	DESCRIPTION	Q'TY	REMARKS
1	15100-96JOV	PUMP ASSY, FUEL	1	
2	15190-96J21	HOSE, FUEL (CONN TO FILTER)	1	
3	18498-99E10	·PROTECTOR, FUEL HOSE (510)	1	
4	09367-10001	·JOINT	1	
5	15192-96J11	HOSE, FUEL (FILTER TO PUMP)	1	
6	15193-96J11	HOSE, FUEL (PUMP TO 2 WAY)	1	
7	15194-96J11	HOSE, FUEL (2WAY TO SEPARATOR)	1	
8	15410-96J00	FILTER, FUEL	1	
9	15419-87J00	·CAP, FUEL FILTER	1	
10	09401-11423	·CLIP	1	
11	15421-96J00	BRACKET, FUEL FILTER	1	
12	15422-96J00	CLAMP, FUEL FILTER	1	
13	15831-96J00	UNION, 2 WAY FUEL HOSE	1	
14	18498-99E10	PROTECTOR (15.4X18.4X610)	1	L:610->230
15	18498-96J20	PROTECTOR (13.5X16.5X370)	1	
16	18498-99E10	PROTECTOR (15.4X18.4X610)	1	L:610->280
17	09280-33004	O RING (D:3.1,I:D:32.7)	1	
18	09401-11423	CLIP	5	
19	09401-13424	CLIP	2	
20	09408-00105	CLAMP	2	
21	01550-06167	BOLT	2	
22	09103-06211	BOLT (6X25)	2	
23	13144-96J00	GUARD, FUEL PUMP	1	

**FIG. 48 (1-G-5) FUEL PUMP (DF150T E40)**

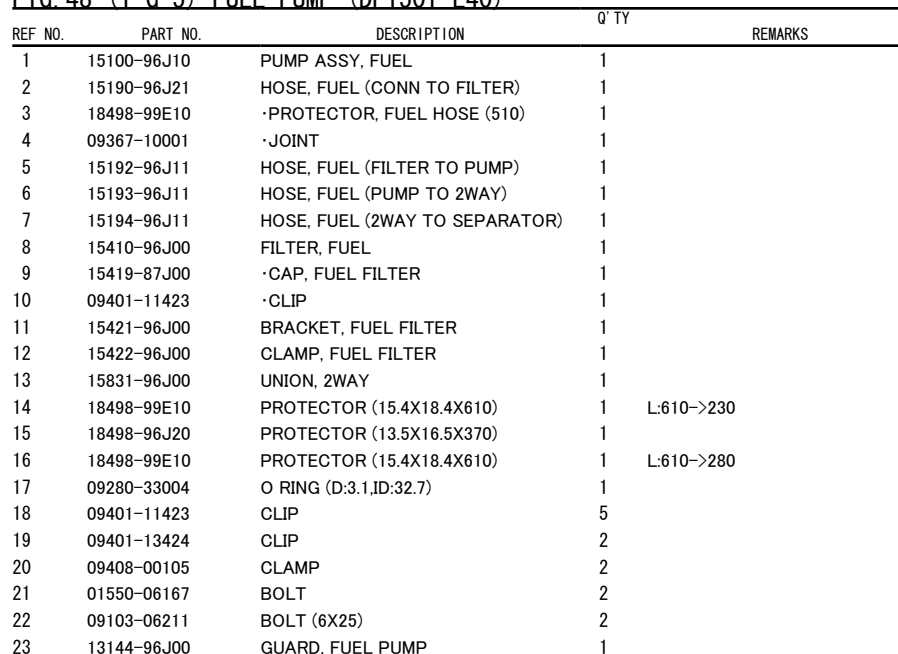


FIG.49

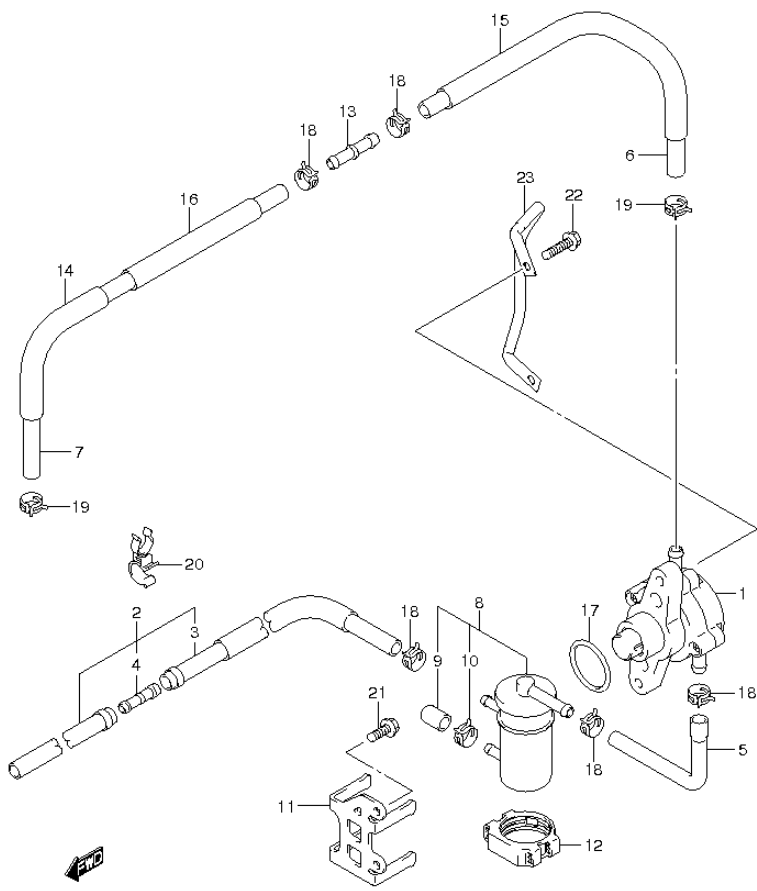


FIG.49 (1-G-6) FUEL PUMP (DF150Z E1)

REF NO.	PART NO.	DESCRIPTION	Q'TY	REMARKS
1	15100-96JOV	PUMP ASSY, FUEL	1	
2	15190-96J21	HOSE, FUEL (CONN TO FILTER)	1	
3	18498-99E10	·PROTECTOR, FUEL HOSE (510)	1	
4	09367-10001	·JOINT	1	
5	15192-96J11	HOSE, FUEL (FILTER TO PUMP)	1	
6	15193-96J11	HOSE, FUEL (PUMP TO 2 WAY)	1	
7	15194-96J11	HOSE, FUEL (2WAY TO SEPARATOR)	1	
8	15410-96J00	FILTER, FUEL	1	
9	15419-87J00	·CAP, FUEL FILTER	1	
10	09401-11423	·CLIP	1	
11	15421-96J00	BRACKET, FUEL FILTER	1	
12	15422-96J00	CLAMP, FUEL FILTER	1	
13	15831-96J00	UNION, 2 WAY FUEL HOSE	1	
14	18498-99E10	PROTECTOR (15.4X18.4X610)	1	L:610->230
15	18498-96J20	PROTECTOR (13.5X16.5X370)	1	
16	18498-99E10	PROTECTOR (15.4X18.4X610)	1	L:610->280
17	09280-33004	O RING (D:3.1,I:D:32.7)	1	
18	09401-11423	CLIP	5	
19	09401-13424	CLIP	2	
20	09408-00105	CLAMP	2	
21	01550-06167	BOLT	2	
22	09103-06211	BOLT (6X25)	2	
23	13144-96J00	GUARD, FUEL PUMP	1	

FIG.50

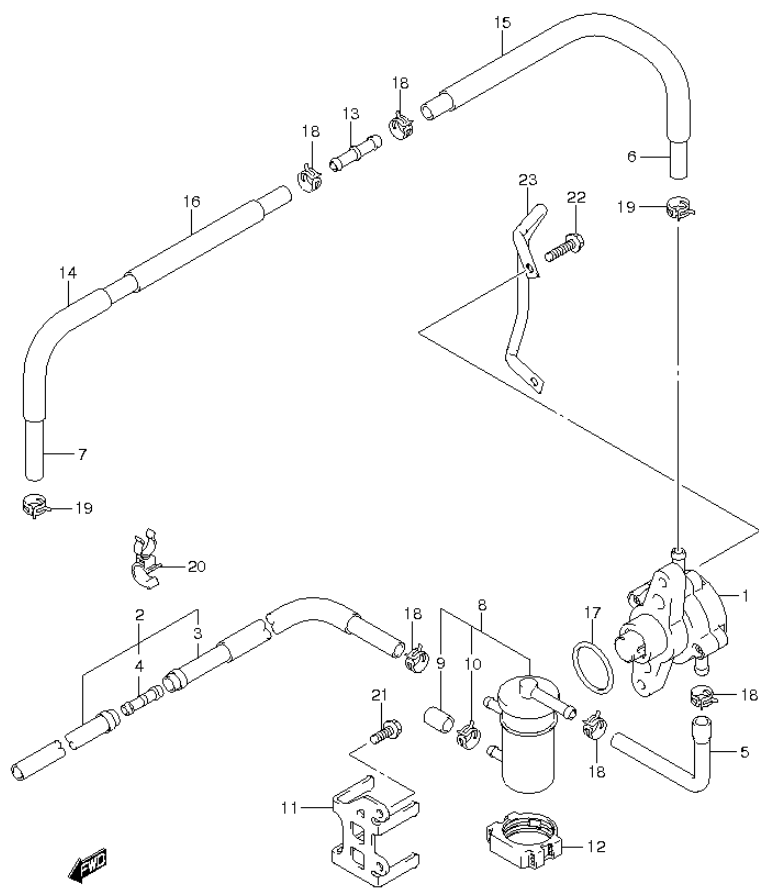


FIG. 50 (1-G-7) FUEL PUMP (DF150Z E40)

REF NO.	PART NO.	DESCRIPTION	Q'TY	REMARKS
1	15100-96J10	PUMP ASSY, FUEL	1	
2	15190-96J21	HOSE, FUEL (CONN TO FILTER)	1	
3	18498-99E10	·PROTECTOR, FUEL HOSE (510)	1	
4	09367-10001	·JOINT	1	
5	15192-96J11	HOSE, FUEL (FILTER TO PUMP)	1	
6	15193-96J11	HOSE, FUEL (PUMP TO 2WAY)	1	
7	15194-96J11	HOSE, FUEL (2WAY TO SEPARATOR)	1	
8	15410-96J00	FILTER, FUEL	1	
9	15419-87J00	·CAP, FUEL FILTER	1	
10	09401-11423	·CLIP	1	
11	15421-96J00	BRACKET, FUEL FILTER	1	
12	15422-96J00	CLAMP, FUEL FILTER	1	
13	15831-96J00	UNION, 2WAY	1	
14	18498-99E10	PROTECTOR (15.4X18.4X610)	1	L:610->230
15	18498-96J20	PROTECTOR (13.5X16.5X370)	1	
16	18498-99E10	PROTECTOR (15.4X18.4X610)	1	L:610->280
17	09280-33004	O RING (D:3.1,I:D:32.7)	1	
18	09401-11423	CLIP	5	
19	09401-13424	CLIP	2	
20	09408-00105	CLAMP	2	
21	01550-06167	BOLT	2	
22	09103-06211	BOLT (6X25)	2	
23	13144-96J00	GUARD, FUEL PUMP	1	

FIG.51

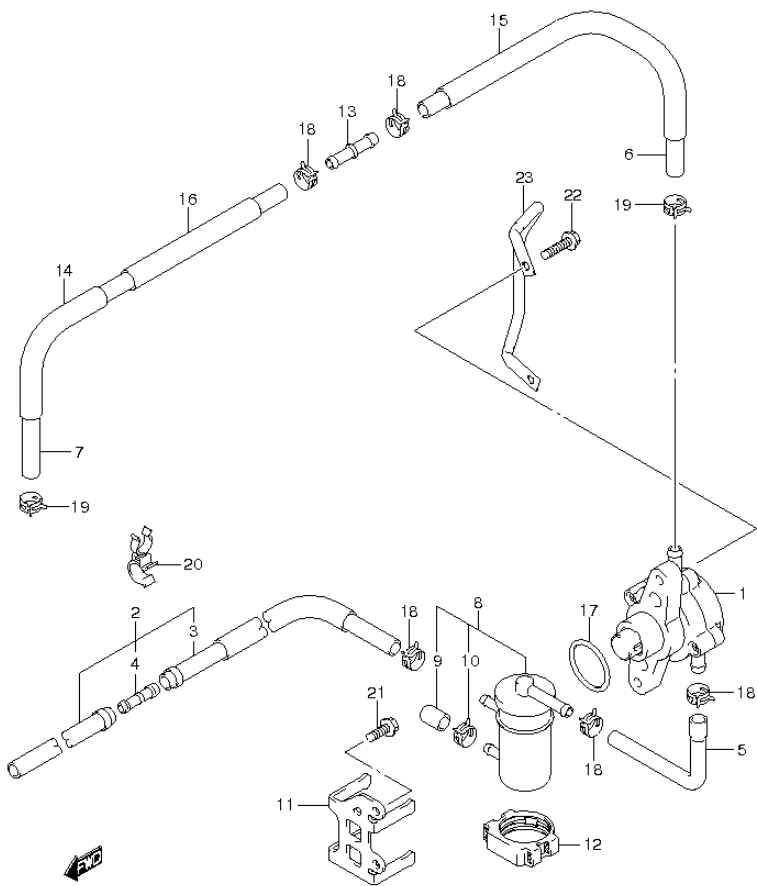


FIG.51 (1-G-8) FUEL PUMP (DF175T E1)

REF NO.	PART NO.	DESCRIPTION	Q'TY	REMARKS
1	15100-96JOV	PUMP ASSY, FUEL	1	
2	15190-96J21	HOSE, FUEL (CONN TO FILTER)	1	
3	18498-99E10	·PROTECTOR, FUEL HOSE (510)	1	
4	09367-10001	·JOINT	1	
5	15192-96J11	HOSE, FUEL (FILTER TO PUMP)	1	
6	15193-96J11	HOSE, FUEL (PUMP TO 2 WAY)	1	
7	15194-96J11	HOSE, FUEL (2WAY TO SEPARATOR)	1	
8	15410-96J00	FILTER, FUEL	1	
9	15419-87J00	·CAP, FUEL FILTER	1	
10	09401-11423	·CLIP	1	
11	15421-96J00	BRACKET, FUEL FILTER	1	
12	15422-96J00	CLAMP, FUEL FILTER	1	
13	15831-96J00	UNION, 2 WAY FUEL HOSE	1	
14	18498-99E10	PROTECTOR (15.4X18.4X610)	1	L:610->230
15	18498-96J20	PROTECTOR (13.5X16.5X370)	1	
16	18498-99E10	PROTECTOR (15.4X18.4X610)	1	L:610->280
17	09280-33004	O RING (D:3.1,I:D:32.7)	1	
18	09401-11423	CLIP	5	
19	09401-13424	CLIP	2	
20	09408-00105	CLAMP	2	
21	01550-06167	BOLT	2	
22	09103-06211	BOLT (6X25)	2	
23	13144-96J00	GUARD, FUEL PUMP	1	



FIG.52

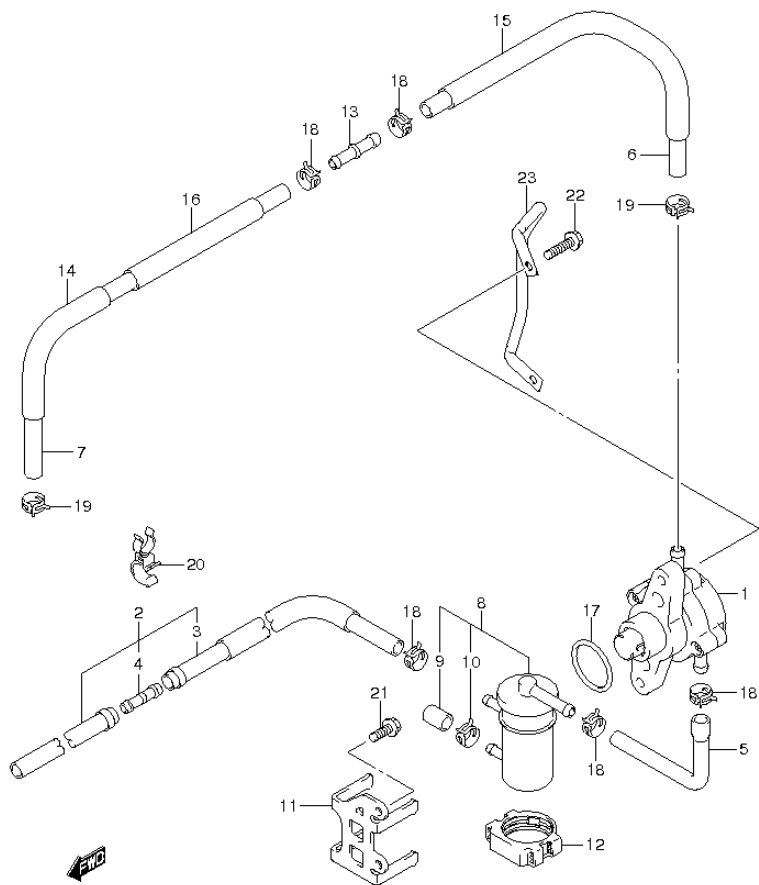


FIG.52 (1-G-9) FUEL PUMP (DF175T E40)

REF NO.	PART NO.	DESCRIPTION	Q'TY	REMARKS
1	15100-96J10	PUMP ASSY, FUEL	1	
2	15190-96J21	HOSE, FUEL (CONN TO FILTER)	1	
3	18498-99E10	·PROTECTOR, FUEL HOSE (510)	1	
4	09367-10001	·JOINT	1	
5	15192-96J11	HOSE, FUEL (FILTER TO PUMP)	1	
6	15193-96J11	HOSE, FUEL (PUMP TO 2WAY)	1	
7	15194-96J11	HOSE, FUEL (2WAY TO SEPARATOR)	1	
8	15410-96J00	FILTER, FUEL	1	
9	15419-87J00	·CAP, FUEL FILTER	1	
10	09401-11423	·CLIP	1	
11	15421-96J00	BRACKET, FUEL FILTER	1	
12	15422-96J00	CLAMP, FUEL FILTER	1	
13	15831-96J00	UNION, 2WAY	1	
14	18498-99E10	PROTECTOR (15.4X18.4X610)	1	L:610->230
15	18498-96J20	PROTECTOR (13.5X16.5X370)	1	
16	18498-99E10	PROTECTOR (15.4X18.4X610)	1	L:610->280
17	09280-33004	O RING (D:3.1,I:D:32.7)	1	
18	09401-11423	CLIP	5	
19	09401-13424	CLIP	2	
20	09408-00105	CLAMP	2	
21	01550-06167	BOLT	2	
22	09103-06211	BOLT (6X25)	2	
23	13144-96J00	GUARD, FUEL PUMP	1	

FIG.53

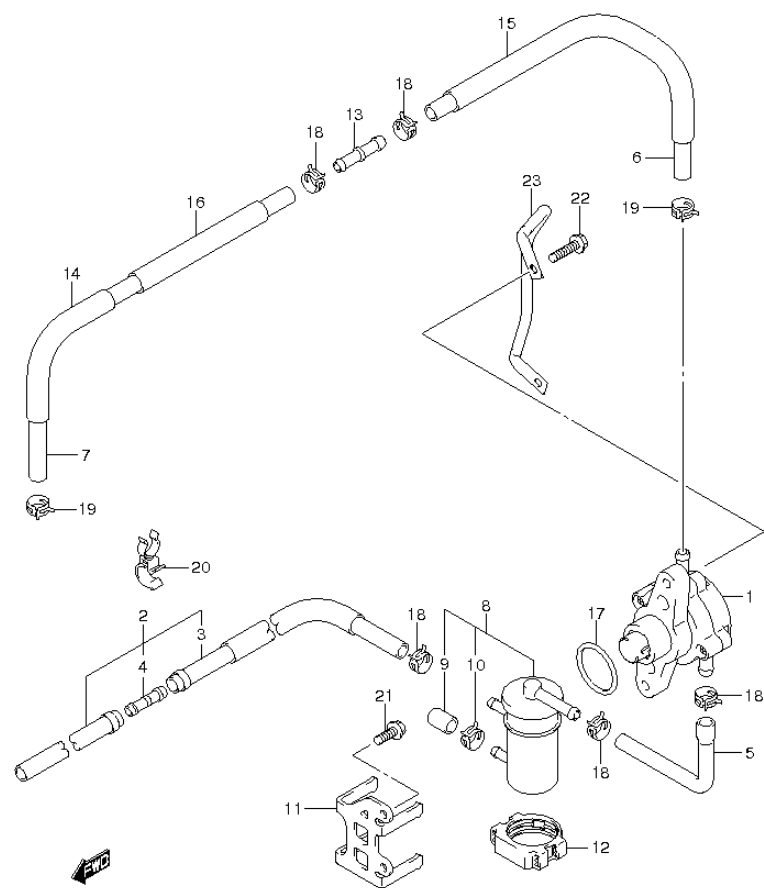


FIG. 53 (1-G-10) FUEL PUMP (DF175Z E1)

REF NO.	PART NO.	DESCRIPTION	Q'TY	REMARKS
1	15100-96JOV	PUMP ASSY, FUEL	1	
2	15190-96J21	HOSE, FUEL (CONN TO FILTER)	1	
3	18498-99E10	·PROTECTOR, FUEL HOSE (510)	1	
4	09367-10001	·JOINT	1	
5	15192-96J11	HOSE, FUEL (FILTER TO PUMP)	1	
6	15193-96J11	HOSE, FUEL (PUMP TO 2 WAY)	1	
7	15194-96J11	HOSE, FUEL (2WAY TO SEPARATOR)	1	
8	15410-96J00	FILTER, FUEL	1	
9	15419-87J00	·CAP, FUEL FILTER	1	
10	09401-11423	·CLIP	1	
11	15421-96J00	BRACKET, FUEL FILTER	1	
12	15422-96J00	CLAMP, FUEL FILTER	1	
13	15831-96J00	UNION, 2 WAY FUEL HOSE	1	
14	18498-99E10	PROTECTOR (15.4X18.4X610)	1	L:610->230
15	18498-96J20	PROTECTOR (13.5X16.5X370)	1	
16	18498-99E10	PROTECTOR (15.4X18.4X610)	1	L:610->280
17	09280-33004	O RING (D:3.1,I:D:32.7)	1	
18	09401-11423	CLIP	5	
19	09401-13424	CLIP	2	
20	09408-00105	CLAMP	2	
21	01550-06167	BOLT	2	
22	09103-06211	BOLT (6X25)	2	
23	13144-96J00	GUARD, FUEL PUMP	1	

FIG.54

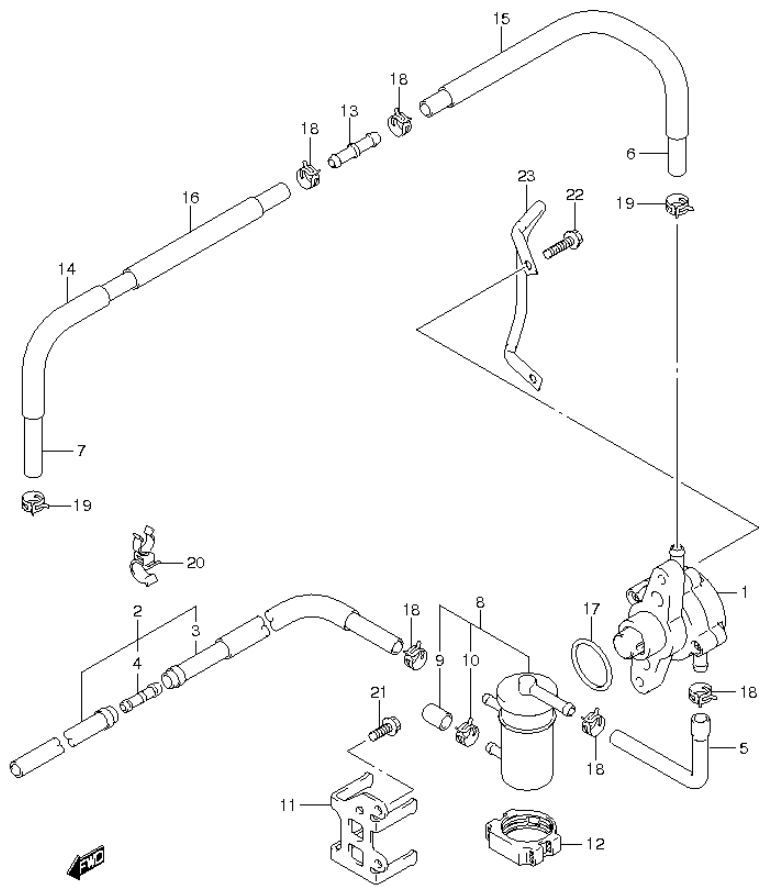


FIG. 54 (1-G-11) FUEL PUMP (DF175Z E40)

REF NO.	PART NO.	DESCRIPTION	Q'TY	REMARKS
1	15100-96J10	PUMP ASSY, FUEL	1	
2	15190-96J21	HOSE, FUEL (CONN TO FILTER)	1	
3	18498-99E10	·PROTECTOR, FUEL HOSE (510)	1	
4	09367-10001	·JOINT	1	
5	15192-96J11	HOSE, FUEL (FILTER TO PUMP)	1	
6	15193-96J11	HOSE, FUEL (PUMP TO 2WAY)	1	
7	15194-96J11	HOSE, FUEL (2WAY TO SEPARATOR)	1	
8	15410-96J00	FILTER, FUEL	1	
9	15419-87J00	·CAP, FUEL FILTER	1	
10	09401-11423	·CLIP	1	
11	15421-96J00	BRACKET, FUEL FILTER	1	
12	15422-96J00	CLAMP, FUEL FILTER	1	
13	15831-96J00	UNION, 2WAY	1	
14	18498-99E10	PROTECTOR (15.4X18.4X610)	1	L:610->230
15	18498-96J20	PROTECTOR (13.5X16.5X370)	1	
16	18498-99E10	PROTECTOR (15.4X18.4X610)	1	L:610->280
17	09280-33004	O RING (D:3.1, ID:32.7)	1	
18	09401-11423	CLIP	5	
19	09401-13424	CLIP	2	
20	09408-00105	CLAMP	2	
21	01550-06167	BOLT	2	
22	09103-06211	BOLT (6X25)	2	
23	13144-96J00	GUARD, FUEL PUMP	1	

FIG.55

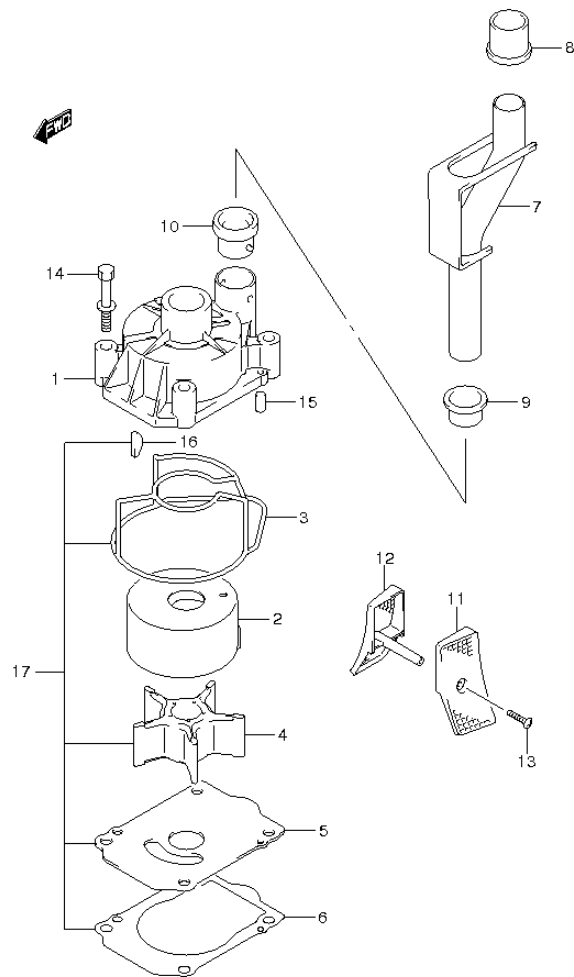


FIG. 55 (1-G-12) WATER PUMP (DF150T E1)

REF NO.	PART NO.	DESCRIPTION	Q' TY	REMARKS
1	17411-96J00	CASE, WATER PUMP	1	
2	17413-96J01	SLEEVE, PUMP CASE	1	
3	17416-96J00	SEALING, PUMP CASE	1	
4	17461-90J01	IMPELLER, WATER PUMP	1	
5	17471-93J01	PANEL, PUMP CASE UNDER	1	
6	17472-93J00	GASKET, PUMP CASE PANEL	1	
7-1	17560-96J00	TUBE, WATER (L)	1	TRANSOM(L)
7-2	17561-96J10	TUBE, WATER (X)	1	TRANSOM(X)
8	17562-93J00	BUSH, WATER TUBE UPPER	1	
9	17563-93J00	BUSH, WATER TUBE LOWER	1	
10	17564-93J00	BUSH, WATER PUMP CASE	1	
11-1	17631-93J20	FILTER, WATER PORT SIDE	1	
11-2	17631-93J30	FILTER, WATER PORT SIDE	1	OPT
12-1	17632-93J20	FILTER, WATER STBD SIDE	1	
12-2	17632-93J30	FILTER, WATER STBD SIDE	1	OPT
13	09132-04034	SCREW (4X18)	1	
14	09116-08131	BOLT (8X45)	4	
15	09202-06031	PIN	2	
16	09420-05009	KEY	1	
17	17400-96J01	WATER PUMP REPAIR KIT	1	OPT

FIG.56

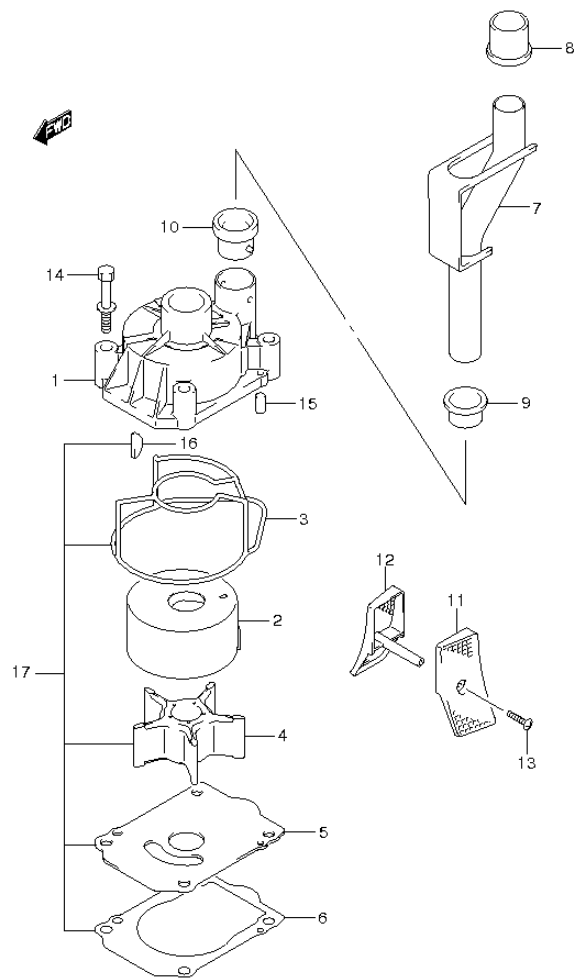


FIG. 56 (1-G-13) WATER PUMP (DF150T E40)

REF NO.	PART NO.	DESCRIPTION	Q' TY	REMARKS
1	17411-96J00	CASE, WATER PUMP	1	
2	17413-96J11	SLEEVE, PUMP CASE	1	
3	17416-96J00	SEALING, PUMP CASE	1	
4	17461-90J01	IMPELLER, WATER PUMP	1	
5	17471-93J11	PANEL, PUMP CASE UNDER	1	
6	17472-93J00	GASKET, PUMP CASE PANEL	1	
7-1	17560-96J00	TUBE, WATER (L)	1	TRANSOM(L)
7-2	17561-96J10	TUBE, WATER (X)	1	TRANSOM(X)
8	17562-93J00	BUSH, WATER TUBE UPPER	1	
9	17563-93J00	BUSH, WATER TUBE LOWER	1	
10	17564-93J00	BUSH, WATER PUMP CASE	1	
11-1	17631-93J20	FILTER, WATER PORT SIDE	1	
11-2	17631-93J30	FILTER, WATER PORT SIDE	1	OPT
12-1	17632-93J20	FILTER, WATER STBD SIDE	1	
12-2	17632-93J30	FILTER, WATER STBD SIDE	1	OPT
13	09132-04034	SCREW (4X18)	1	
14	09116-08131	BOLT (8X45)	4	
15	09202-06031	PIN	2	
16	09420-05009	KEY	1	
17	17400-96J01	WATER PUMP REPAIR KIT	1	OPT

This exploded view diagram illustrates the assembly of a mechanical device, likely a pump or a specialized motor. The components are numbered 1 through 17. The assembly is shown in a disassembled state to clarify the relationship between parts. A large arrow points from the main assembly towards the right, indicating a sequence or direction of assembly. The components include a base plate (1), a central housing (2), a motor or actuator (3), a mounting bracket (4), a base plate (5), a base plate (6), a mounting bracket (7), a mounting bracket (8), a mounting bracket (9), a mounting bracket (10), a mounting bracket (11), a mounting bracket (12), a mounting bracket (13), a mounting bracket (14), a mounting bracket (15), a mounting bracket (16), and a mounting bracket (17).

REF NO.	PART NO.	DESCRIPTION	Q'TY	REMARKS
1	17411-96J00	CASE, WATER PUMP	1	
2	17413-96J01	SLEEVE, PUMP CASE	1	
3	17416-96J00	SEALING, PUMP CASE	1	
4	17461-90J01	IMPELLER, WATER PUMP	1	
5	17471-93J01	PANEL, PUMP CASE UNDER	1	
6	17472-93J00	GASKET, PUMP CASE PANEL	1	
7-1	17560-96J00	TUBE, WATER (L)	1	TRANSOM(L)
7-2	17561-96J10	TUBE, WATER (X)	1	TRANSOM(X)
8	17562-93J00	BUSH, WATER TUBE UPPER	1	
9	17563-93J00	BUSH, WATER TUBE LOWER	1	
10	17564-93J00	BUSH, WATER PUMP CASE	1	
11-1	17631-93J20	FILTER, WATER PORT SIDE	1	
11-2	17631-93J30	FILTER, WATER PORT SIDE	1	OPT
12-1	17632-93J20	FILTER, WATER STBD SIDE	1	
12-2	17632-93J30	FILTER, WATER STBD SIDE	1	OPT
13	09132-04034	SCREW (4X18)	1	
14	09116-08131	BOLT (8X45)	4	
15	09202-06031	PIN	2	
16	09420-05009	KEY	1	
17	17400-96J01	WATER PUMP REPAIR KIT	1	OPT

FIG.58

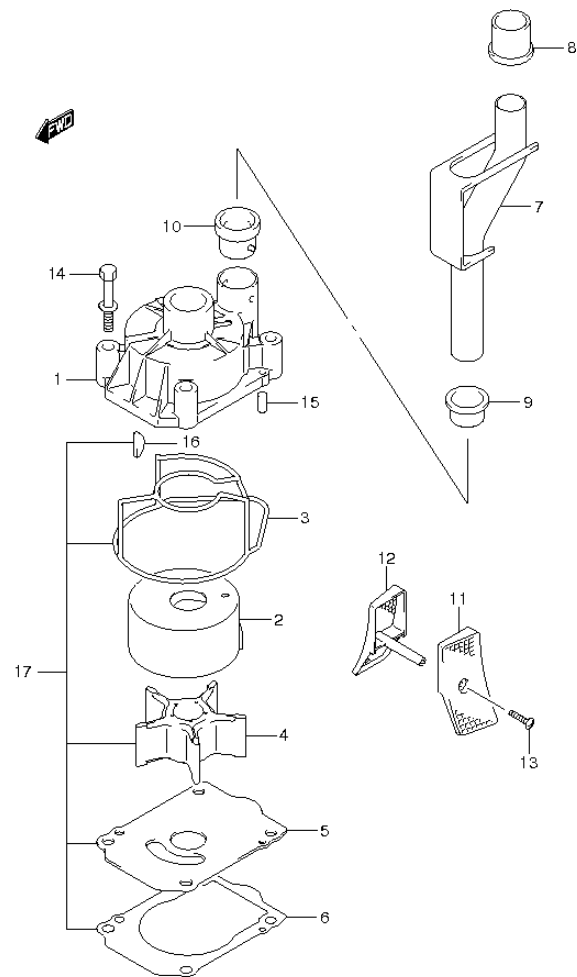


FIG. 58 (1-G-15) WATER PUMP (DF150Z E40)

REF NO.	PART NO.	DESCRIPTION	Q' TY	REMARKS
1	17411-96J00	CASE, WATER PUMP	1	
2	17413-96J11	SLEEVE, PUMP CASE	1	
3	17416-96J00	SEALING, PUMP CASE	1	
4	17461-90J01	IMPELLER, WATER PUMP	1	
5	17471-93J11	PANEL, PUMP CASE UNDER	1	
6	17472-93J00	GASKET, PUMP CASE PANEL	1	
7-1	17560-96J00	TUBE, WATER (L)	1	TRANSOM(L)
7-2	17561-96J10	TUBE, WATER (X)	1	TRANSOM(X)
8	17562-93J00	BUSH, WATER TUBE UPPER	1	
9	17563-93J00	BUSH, WATER TUBE LOWER	1	
10	17564-93J00	BUSH, WATER PUMP CASE	1	
11-1	17631-93J20	FILTER, WATER PORT SIDE	1	
11-2	17631-93J30	FILTER, WATER PORT SIDE	1	OPT
12-1	17632-93J20	FILTER, WATER STBD SIDE	1	
12-2	17632-93J30	FILTER, WATER STBD SIDE	1	OPT
13	09132-04034	SCREW (4X18)	1	
14	09116-08131	BOLT (8X45)	4	
15	09202-06031	PIN	2	
16	09420-05009	KEY	1	
17	17400-96J01	WATER PUMP REPAIR KIT	1	OPT

FIG.59

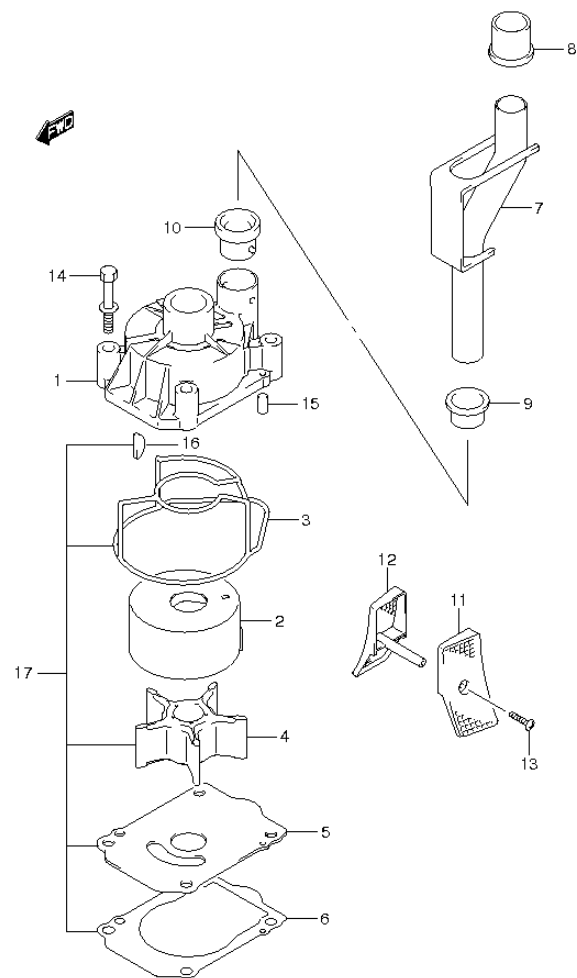


FIG.59 (1-H-2) WATER PUMP (DF175T E1)

REF NO.	PART NO.	DESCRIPTION	Q' TY	REMARKS
1	17411-96J00	CASE, WATER PUMP	1	
2	17413-96J01	SLEEVE, PUMP CASE	1	
3	17416-96J00	SEALING, PUMP CASE	1	
4	17461-90J01	IMPELLER, WATER PUMP	1	
5	17471-93J01	PANEL, PUMP CASE UNDER	1	
6	17472-93J00	GASKET, PUMP CASE PANEL	1	
7-1	17560-96J00	TUBE, WATER (L)	1	TRANSOM(L)
7-2	17561-96J10	TUBE, WATER (X)	1	TRANSOM(X)
8	17562-93J00	BUSH, WATER TUBE UPPER	1	
9	17563-93J00	BUSH, WATER TUBE LOWER	1	
10	17564-93J00	BUSH, WATER PUMP CASE	1	
11-1	17631-93J20	FILTER, WATER PORT SIDE	1	
11-2	17631-93J30	FILTER, WATER PORT SIDE	1	OPT
12-1	17632-93J20	FILTER, WATER STBD SIDE	1	
12-2	17632-93J30	FILTER, WATER STBD SIDE	1	OPT
13	09132-04034	SCREW (4X18)	1	
14	09116-08131	BOLT (8X45)	4	
15	09202-06031	PIN	2	
16	09420-05009	KEY	1	
17	17400-96J01	WATER PUMP REPAIR KIT	1	OPT



FIG.60

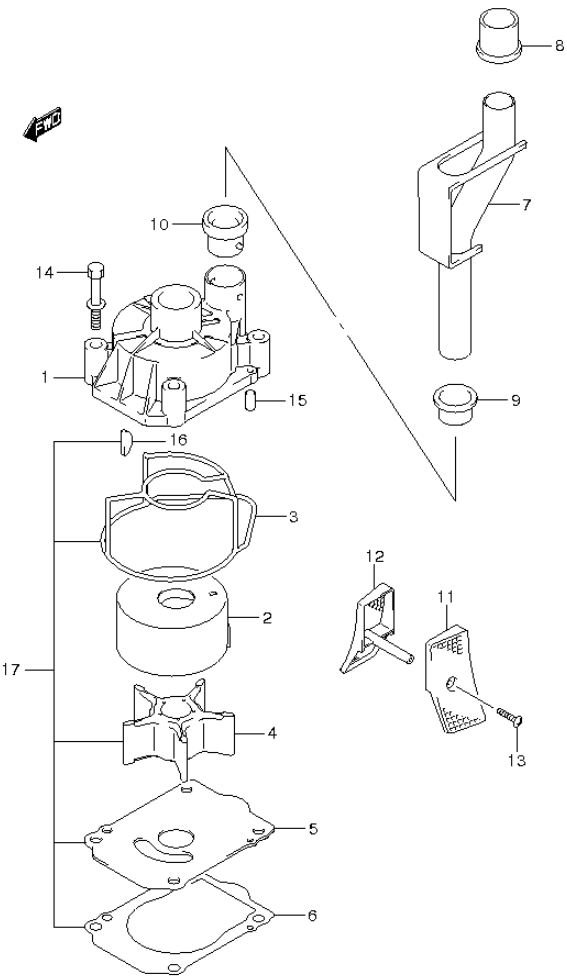


FIG. 60 (1-H-3) WATER PUMP (DF175T E40)

REF NO.	PART NO.	DESCRIPTION	Q' TY	REMARKS
1	17411-96J00	CASE, WATER PUMP	1	
2	17413-96J11	SLEEVE, PUMP CASE	1	
3	17416-96J00	SEALING, PUMP CASE	1	
4	17461-90J01	IMPELLER, WATER PUMP	1	
5	17471-93J11	PANEL, PUMP CASE UNDER	1	
6	17472-93J00	GASKET, PUMP CASE PANEL	1	
7-1	17560-96J00	TUBE, WATER (L)	1	TRANSOM(L)
7-2	17561-96J10	TUBE, WATER (X)	1	TRANSOM(X)
8	17562-93J00	BUSH, WATER TUBE UPPER	1	
9	17563-93J00	BUSH, WATER TUBE LOWER	1	
10	17564-93J00	BUSH, WATER PUMP CASE	1	
11-1	17631-93J20	FILTER, WATER PORT SIDE	1	
11-2	17631-93J30	FILTER, WATER PORT SIDE	1	OPT
12-1	17632-93J20	FILTER, WATER STBD SIDE	1	
12-2	17632-93J30	FILTER, WATER STBD SIDE	1	OPT
13	09132-04034	SCREW (4X18)	1	
14	09116-08131	BOLT (8X45)	4	
15	09202-06031	PIN	2	
16	09420-05009	KEY	1	
17	17400-96J01	WATER PUMP REPAIR KIT	1	OPT

FIG.61

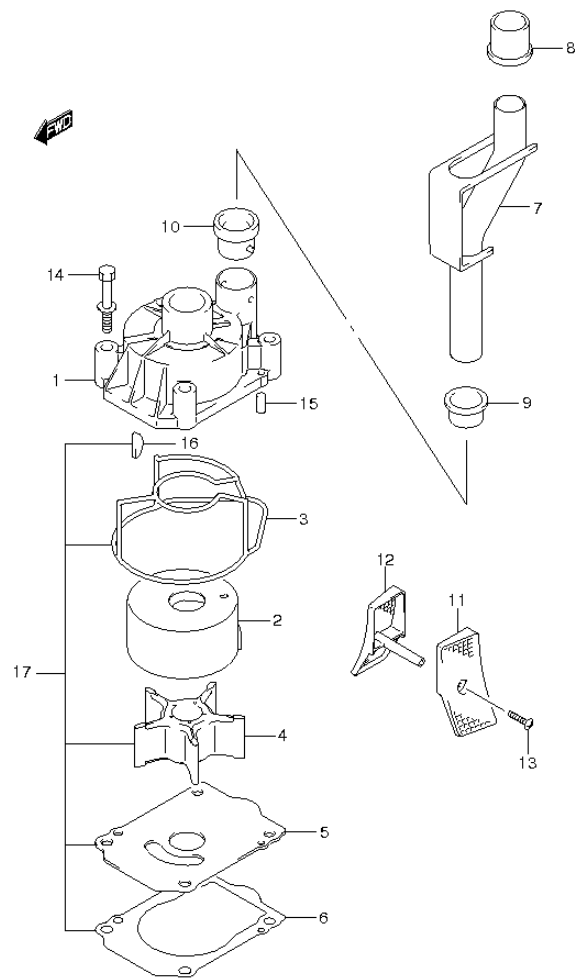


FIG. 61 (1-H-4) WATER PUMP (DF175Z E1)

REF NO.	PART NO.	DESCRIPTION	Q' TY	REMARKS
1	17411-96J00	CASE, WATER PUMP	1	
2	17413-96J01	SLEEVE, PUMP CASE	1	
3	17416-96J00	SEALING, PUMP CASE	1	
4	17461-90J01	IMPELLER, WATER PUMP	1	
5	17471-93J01	PANEL, PUMP CASE UNDER	1	
6	17472-93J00	GASKET, PUMP CASE PANEL	1	
7-1	17560-96J00	TUBE, WATER (L)	1	TRANSOM(L)
7-2	17561-96J10	TUBE, WATER (X)	1	TRANSOM(X)
8	17562-93J00	BUSH, WATER TUBE UPPER	1	
9	17563-93J00	BUSH, WATER TUBE LOWER	1	
10	17564-93J00	BUSH, WATER PUMP CASE	1	
11-1	17631-93J20	FILTER, WATER PORT SIDE	1	
11-2	17631-93J30	FILTER, WATER PORT SIDE	1	OPT
12-1	17632-93J20	FILTER, WATER STBD SIDE	1	
12-2	17632-93J30	FILTER, WATER STBD SIDE	1	OPT
13	09132-04034	SCREW (4X18)	1	
14	09116-08131	BOLT (8X45)	4	
15	09202-06031	PIN	2	
16	09420-05009	KEY	1	
17	17400-96J01	WATER PUMP REPAIR KIT	1	OPT

FIG.62

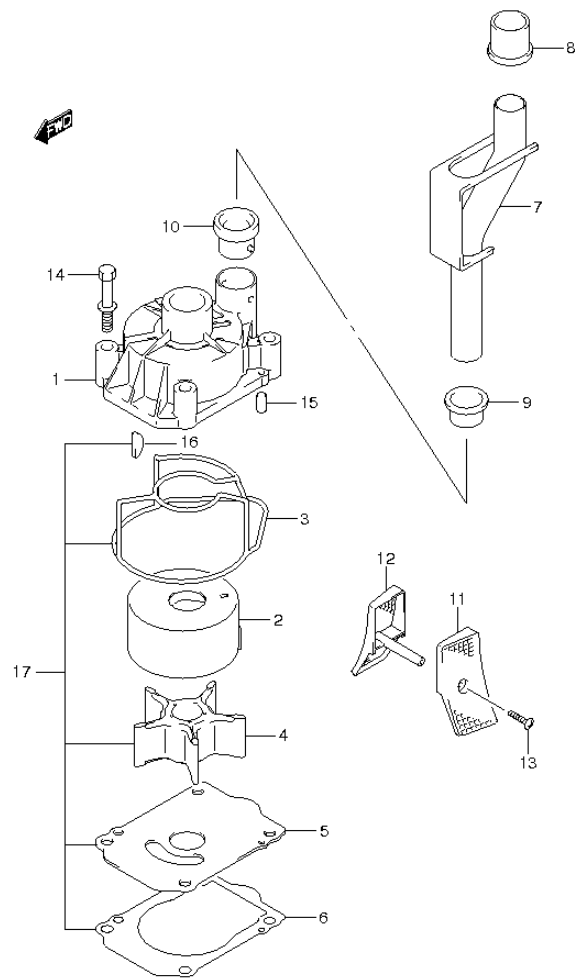


FIG. 62 (1-H-5) WATER PUMP (DF175Z E40)

REF NO.	PART NO.	DESCRIPTION	Q' TY	REMARKS
1	17411-96J00	CASE, WATER PUMP	1	
2	17413-96J11	SLEEVE, PUMP CASE	1	
3	17416-96J00	SEALING, PUMP CASE	1	
4	17461-90J01	IMPELLER, WATER PUMP	1	
5	17471-93J11	PANEL, PUMP CASE UNDER	1	
6	17472-93J00	GASKET, PUMP CASE PANEL	1	
7-1	17560-96J00	TUBE, WATER (L)	1	TRANSOM(L)
7-2	17561-96J10	TUBE, WATER (X)	1	TRANSOM(X)
8	17562-93J00	BUSH, WATER TUBE UPPER	1	
9	17563-93J00	BUSH, WATER TUBE LOWER	1	
10	17564-93J00	BUSH, WATER PUMP CASE	1	
11-1	17631-93J20	FILTER, WATER PORT SIDE	1	
11-2	17631-93J30	FILTER, WATER PORT SIDE	1	OPT
12-1	17632-93J20	FILTER, WATER STBD SIDE	1	
12-2	17632-93J30	FILTER, WATER STBD SIDE	1	OPT
13	09132-04034	SCREW (4X18)	1	
14	09116-08131	BOLT (8X45)	4	
15	09202-06031	PIN	2	
16	09420-05009	KEY	1	
17	17400-96J01	WATER PUMP REPAIR KIT	1	OPT

FIG.63

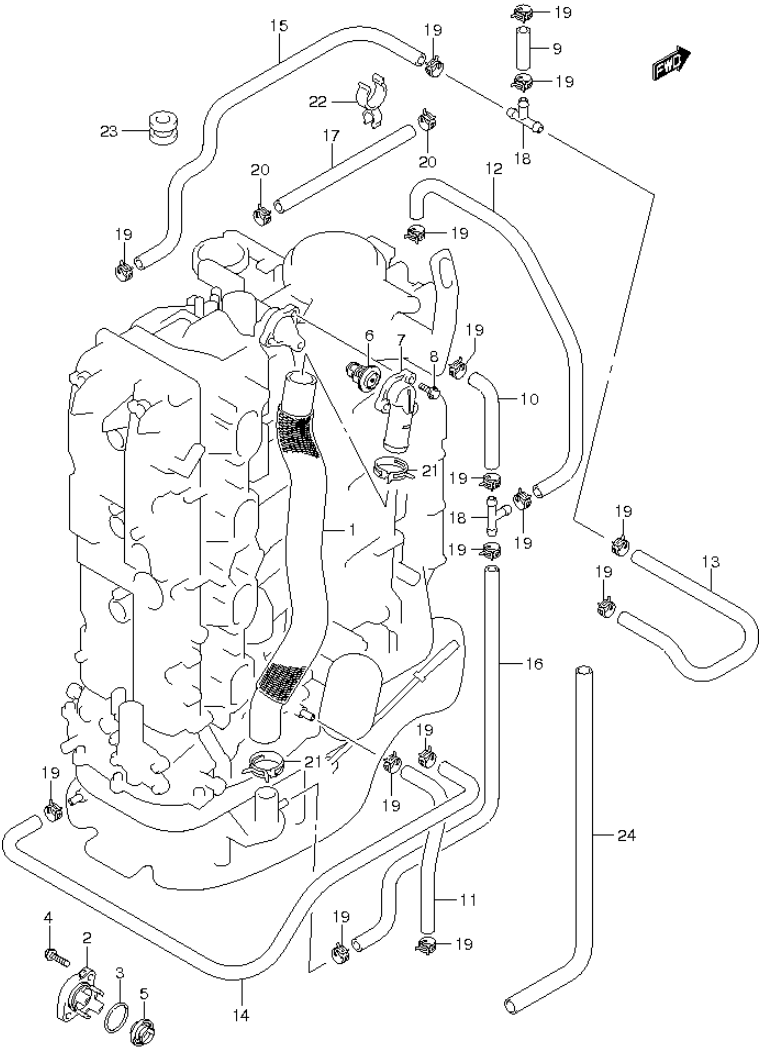


FIG. 63 (1-H-6) THERMOSTAT

REF. NO.	PART NO.	DESCRIPTION	Q' TY	REMARKS
1	11196-96J00	HOSE, WATER RETURN	1	
2	17611-90J00-0EP	COVER, WATER PRESS VALVE	1	
3	09280-26006	O RING (D:3.1,ID:26.4)	1	
4	09116-06121	BOLT (6X25)	2	
5	17660-90J00	VALVE, WATER PRESSURE	1	
6-1	17670-90J20	THERMOSTAT (50°C)	1	
6-2	17670-90J10	THERMOSTAT (71°C)	1	OPT
7-1	17681-96J00	COVER, THERMOSTAT	1	DF150T UP TO VIN.210739 DF150Z UP TO VIN.210065 DF175T UP TO VIN.210424 DF175Z UP TO VIN.210023
7-2	17680-96J00	COVER, THERMOSTAT	1	DF150T FROM VIN.210740 DF150Z FROM VIN.210066 DF175T FROM VIN.210425 DF175Z FROM VIN.210024
8	01550-06257	BOLT	3	
9	09352-50903-600	HOSE (5X9X600)	1	L:600->40
10	09352-50903-600	HOSE (5X9X600)	1	L:600->90
11	09352-50903-600	HOSE (5X9X600)	1	L:600->220
12	09352-50903-600	HOSE (5X9X600)	1	L:600->240
13	09352-50903-600	HOSE (5X9X600)	1	L:600->380
14	09352-50903-600	HOSE (5X9X600)	1	L:600->540
15	09352-50903-600	HOSE (5X9X600)	1	

FIG.63

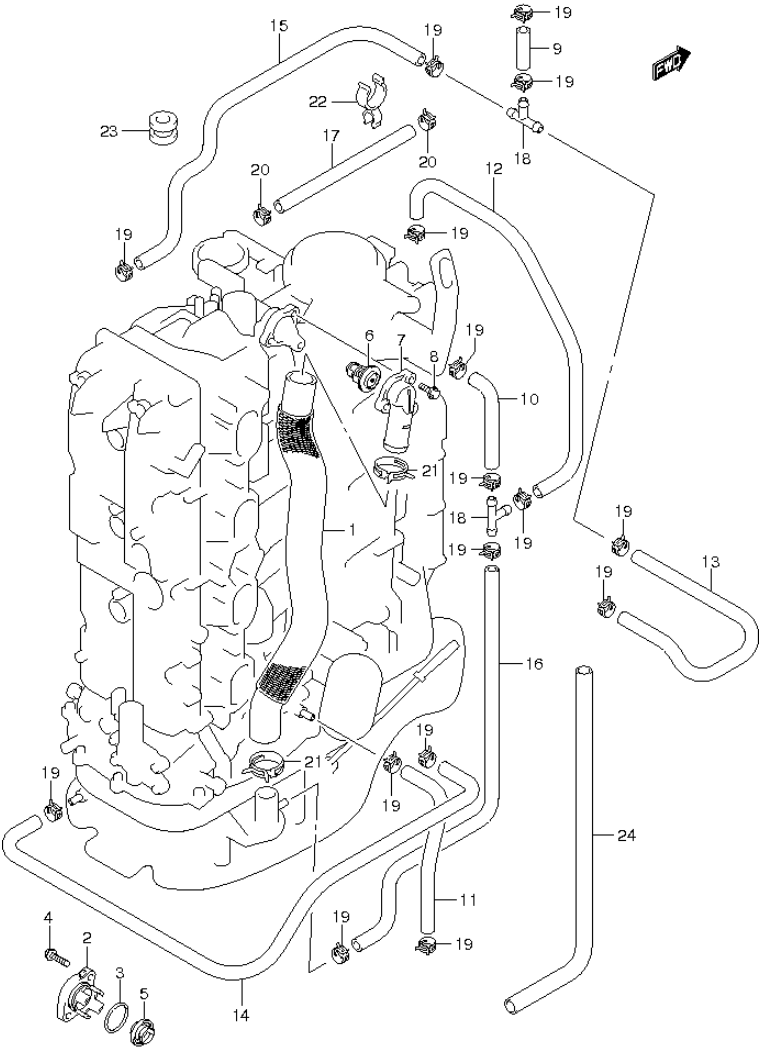


FIG. 63 (1-H-7) THERMOSTAT

REF NO.	PART NO.	DESCRIPTION	Q' TY	REMARKS
16-1	09352-50903-00B	HOSE (5X9X2000)	1	L:2000->700 DF150T UP TO VIN.210739 DF150Z UP TO VIN.210065 DF175T UP TO VIN.210424 DF175Z UP TO VIN.210023
16-2	09352-50903-600	(5X9X600)	1	L:600->490 DF150T FROM VIN.210740 DF150Z FROM VIN.210066 DF175T FROM VIN.210425 DF175Z FROM VIN.210024
17	09352-90133-600	HOSE (9X13X600)	1	L:600->340
18	09367-06002	JOINT,3 WAY	2	
19	09401-08413	CLIP	16	
20	09401-13425	CLIP	2	
21	09401-31407	CLIP	2	
22	09408-00060	CLIP	1	
23	09320-09039	CUSHION	1	
24	18498-87JC0	PROTECTOR, HOSE	1	FOR 16-2 DF150T FROM VIN.210740 DF150Z FROM VIN.210066 DF175T FROM VIN.210425 DF175Z FROM VIN.210024

FIG.64

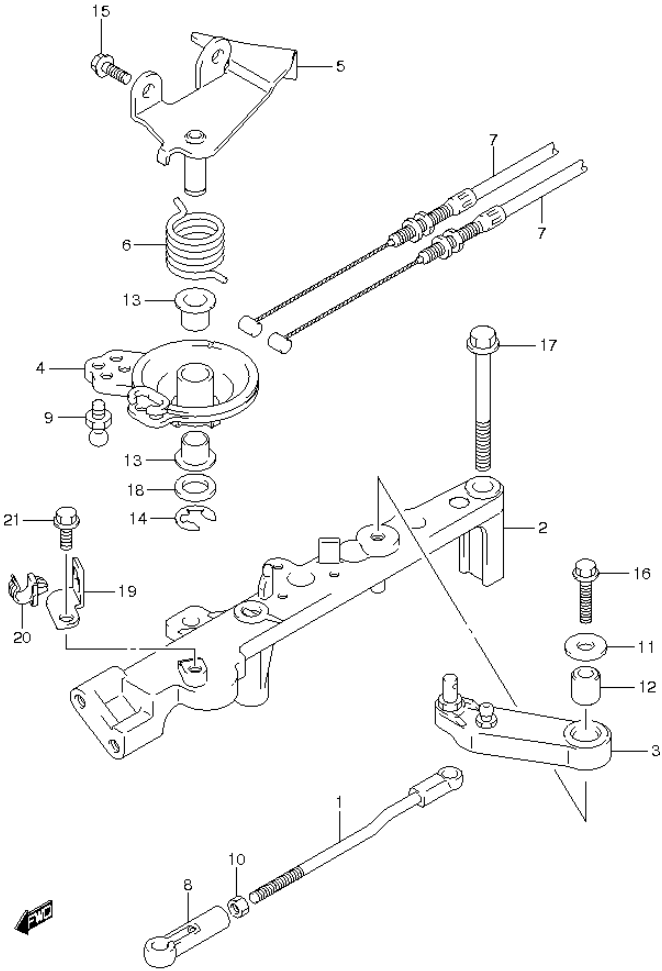


FIG. 64 (1-H-8) THROTTLE ROD

REF NO.	PART NO.	DESCRIPTION	Q' TY	REMARKS
1	13510-96J00	ROD, THROTTLE NO.1	1	
2	19115-96J00	HOLDER, THROTTLE LEVER	1	
3	19121-93J02	LEVER, THROTTLE NO.1	1	
4	19148-96J00	DRUM, THROTTLE	1	
5	19184-96J00	BRACKET, THROTTLE CABLE	1	
6	19185-96J01	SPRING, THROTTLE LEVER	1	
7	63610-96J00	CABLE, THROTTLE	2	
8	67463-95200	CONNECTOR, THROTTLE ROD	1	
9	09119-06047	PIVOT	1	
10	09140-05005	NUT	1	
11	09160-06066	WASHER (6.5X20X1.6)	1	
12	09180-06230	SPACER (6.2X12X12.5)	1	
13	09306-10001	BUSH	2	
14	09383-08005	E RING	1	
15	01550-06167	BOLT	2	
16	01550-06257	BOLT	1	
17	01550-08657	BOLT	2	
18	08322-01107	WASHER	1	
19	15198-96J00	BRACKET, FUEL HOSE CLAMP	1	
20	09403-11314	CLAMP	1	
21	01550-06127	BOLT	1	

FIG.65

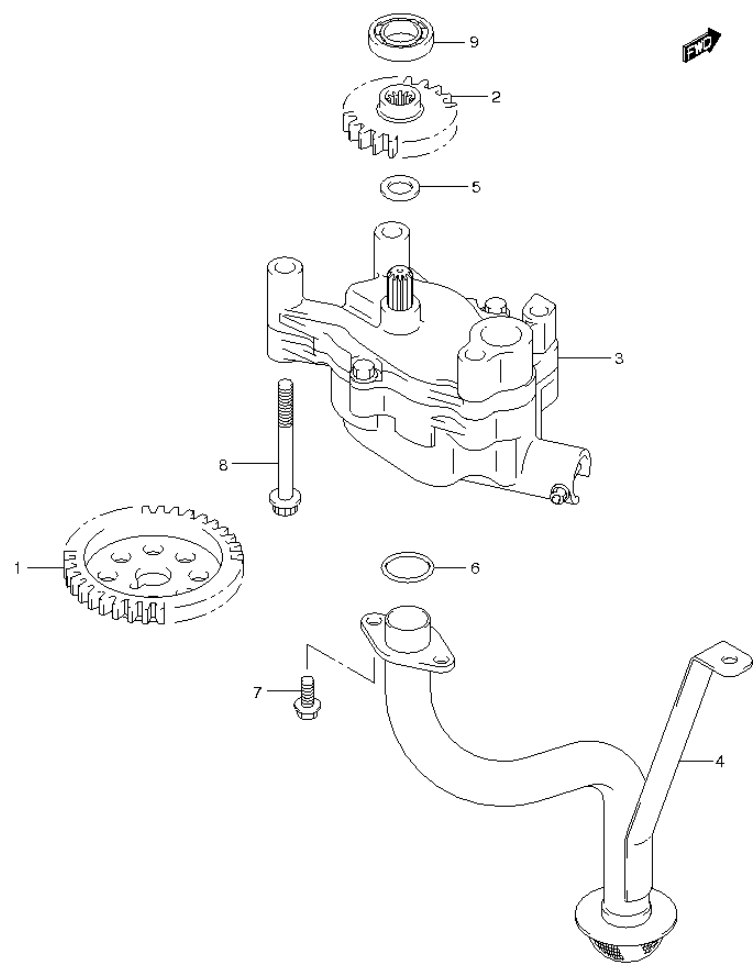


FIG.65 (1-H-9) OIL PUMP

REF NO.	PART NO.	DESCRIPTION	Q' TY	REMARKS
1	12632-96J00	GEAR, OIL PUMP DRIVE	1	
2	16113-96J00	GEAR, OIL PUMP DRIVEN	1	
3	16400-96J00	PUMP ASSY, OIL	1	
4	16520-96J01	STRAINER, OIL PUMP	1	
5	09181-12167	SHIM (12X20X1)	1	
6	09280-22020	O RING (D:2.4,ID:21.8)	2	
7	01550-0616A	BOLT	3	
8	01550-0870A	BOLT	4	
9	08110-60020	BEARING	1	

FIG.66

FIG.66 (1-H-10) OIL FILTER

REF NO.	PART NO.	DESCRIPTION	Q' TY	REMARKS
1	16510-96J00	FILTER ASSY. OIL	1	
2	16540-96J00	STAND, OIL FILTER	1	
3	16543-96J00	O RING	1	
4	01550-08357	BOLT	3	

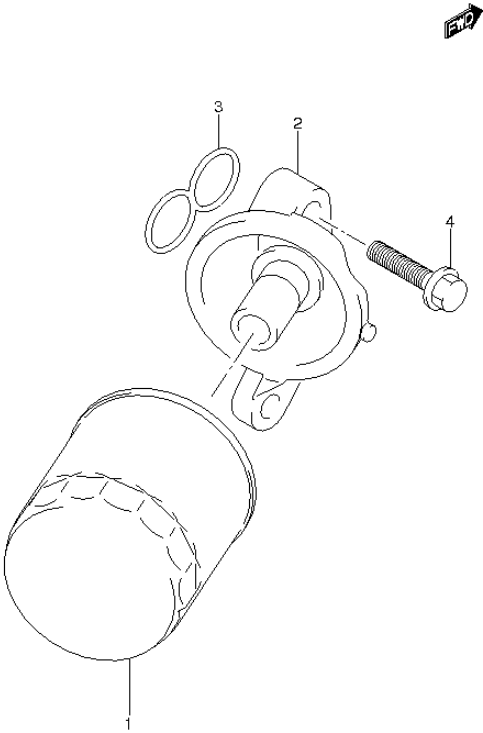




FIG.67

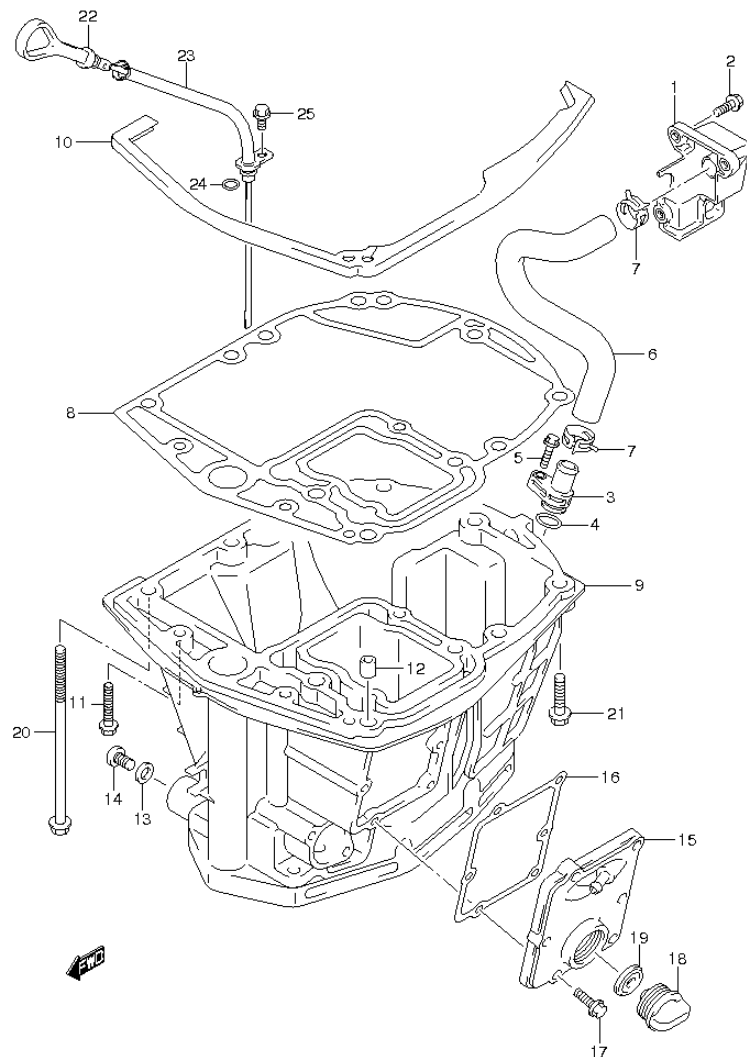


FIG.67 (1-H-11) OIL PAN

REF NO.	PART NO.	DESCRIPTION	Q' TY	REMARKS
1	11430-96J00	PIPE, EXHAUST RELEASE	1	
2	29116-93J00	BOLT, EXH RELEASE PIPE (6X20)	1	
3	11540-96J01	PIPE, EXHAUST	1	
4	09280-16005	O RING (D:2.4,ID:15.8)	1	
5	29116-93J00	BOLT, EXHAUST PIPE (6X20)	3	
6	11543-96J00	HOSE, EXHAUST	1	
7	09401-22407	CLIP	2	
8	11489-96J01	GASKET, OIL PAN	1	
9	11501-96J01-0EP	PAN, OIL	1	
10	11544-96J00	SEAL, OIL PAN UPPER	1	
11	09116-08128	BOLT (8X40)	2	
12	09202-08006	PIN	2	
13	09168-12012	GASKET (12.5X20X2.5)	1	
14	09248-12009	PLUG	1	
15	11550-96J00-0EP	COVER, WTR JACKET OIL PAN	1	
16	11552-96J00	GASKET, WTR JACKET COVER	1	
17	09103-06093	BOLT (6X20)	6	
18	17913-93J00	PLUG, WATER	1	
19	17914-93J00	GASKET, WATER PLUG	1	
20	09116-10146	BOLT (10X195)	8	
21	09116-10139	BOLT (10X44)	1	
22	16910-96J01	GAUGE, OIL LEVEL	1	
23	16930-96J00	GUIDE, OIL LEVEL GAUGE	1	
24	09280-09008	O RING (D:2.1,ID:8.8)	1	
25	01550-06127	BOLT	1	

FIG.68

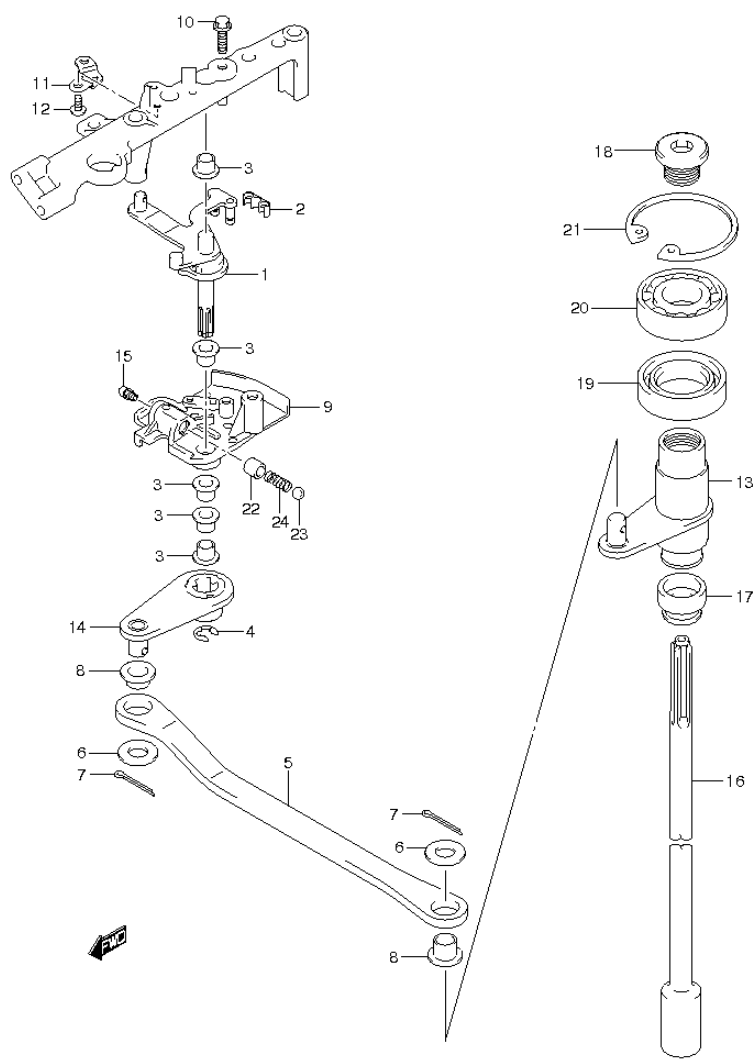


FIG.68 (1-H-12) CLUTCH SHAFT (DF150T E1)

REF NO.	PART NO.	DESCRIPTION	Q'TY	REMARKS
1	21100-96J00	LEVER, CLUTCH	1	
2	21131-93J00	BUSH, CLUTCH LEVER	1	
3	09306-10001	BUSH	4	
4	09383-08004	E RING	1	
5	23115-96J00	LINK, CLUTCH LEVER	1	
6	09160-06094	WASHER (6.5X15X1.5)	2	
7	09204-01006	PIN	2	
8	09306-06004	BUSH	2	
9	21151-96J00	HOLDER, CLUTCH LEVER	1	
10	01550-06207	BOLT	1	
11	21155-93J00	PLATE, SHIFT LEVER	1	
12	02142-05107	SCREW	2	
13	21210-93J00	SHAFT, CLUTCH	1	
14	21230-93J00	ARM, CLUTCH SHAFT	1	
15	22511-99011	NIPPLE, GREASE	1	
16-1	23111-96J00	ROD, CLUTCH (L)	1	TRANSOM(L)
16-2	23111-93J00	ROD, CLUTCH (X)	1	TRANSOM(X)
17	25223-94400	COVER, CLUTCH ROD	1	
18	09248-12011	PLUG	1	
19	09289-18001	OIL SEAL (18X30X8)	1	
20	09262-17019	BEARING (17X35X8)	1	
21	08331-41359	CIRCLIP	1	
22	09205-10006	SPRING	1	
23	09260-10005	BALL	1	
24	09440-07051	SPRING	1	

Exploded view diagram of a mechanical assembly. The diagram shows the following components and their assembly sequence:

- Main Assembly Components:**
  - 1:** Main frame/body.
  - 2:** Small pin/bush.
  - 3:** Multiple bushings/spacers.
  - 4:** Lever arm.
  - 5:** Long handle/rod.
  - 6:** Washers/spacers.
  - 7:** Small pin/bush.
  - 8:** Bushings/spacers.
  - 9:** Small bracket/plate.
  - 10:** Pin/bush at the top.
  - 11:** Pin/bush.
  - 12:** Pin/bush.
  - 13:** Flange/bushing.
  - 14:** Lever arm.
  - 15:** Small pin/bush.
  - 16:** Long shaft/rod.
  - 17:** Flange/bushing.
  - 18:** Nut/bushing.
  - 19:** Flange/bushing.
  - 20:** Flange/bushing.
  - 21:** Flange/bushing.
  - 22:** Spring.
  - 23:** Pin/bush.
  - 24:** Pin/bush.
- Assembly Sequence:**
  - Part **1** is the base.
  - Part **10** is inserted into the top of **1**.
  - Part **2** is inserted into the side of **1**.
  - Part **3** is inserted into the bottom of **1**.
  - Part **4** is attached to the side of **1**.
  - Part **5** is attached to the bottom of **1**.
  - Part **6** is inserted into the handle **5**.
  - Part **7** is inserted into the handle **5**.
  - Part **8** is inserted into the handle **5**.
  - Part **9** is attached to the side of **1**.
  - Part **15** is inserted into the handle **5**.
  - Part **16** is inserted into the handle **5**.
  - Part **17** is inserted into the handle **5**.
  - Part **18** is inserted into the handle **5**.
  - Part **19** is inserted into the handle **5**.
  - Part **20** is inserted into the handle **5**.
  - Part **21** is inserted into the handle **5**.
  - Part **22** is inserted into the handle **5**.
  - Part **23** is inserted into the handle **5**.
  - Part **24** is inserted into the handle **5**.

REF NO.	PART NO.	DESCRIPTION	QTY	REMARKS
1	21100-96J00	LEVER, CLUTCH	1	
2	21131-93J00	BUSH, CLUTCH LEVER	1	
3	09306-10001	BUSH	4	
4	09383-08004	E RING	1	
5	23115-96J00	LINK, CLUTCH LEVER	1	
6	09160-06094	WASHER (6.5X15X1.5)	2	
7	09204-01006	PIN	2	
8	09306-06004	BUSH	2	
9	21151-96J00	HOLDER, CLUTCH LEVER	1	
10	01550-06207	BOLT	1	
11	21155-93J00	PLATE, SHIFT LEVER	1	
12	02142-05107	SCREW	2	
13	21210-93J00	SHAFT, CLUTCH	1	
14	21230-93J00	ARM, CLUTCH SHAFT	1	
15	22511-99011	NIPPLE, GREASE	1	
16-1	23111-96J00	ROD, CLUTCH (L)	1	TRANSOM(L)
16-2	23111-93J00	ROD, CLUTCH (X)	1	TRANSOM(X)
17	25223-94400	COVER, CLUTCH ROD	1	
18	09248-12011	PLUG	1	
19	09289-18001	OIL SEAL (18X30X8)	1	
20	09262-17019	BEARING (17X35X8)	1	
21	08331-41359	CIRCLIP	1	
22	09205-10006	SPRING	1	
23	09260-10005	BALL	1	
24	09440-07051	SPRING	1	

FIG.70

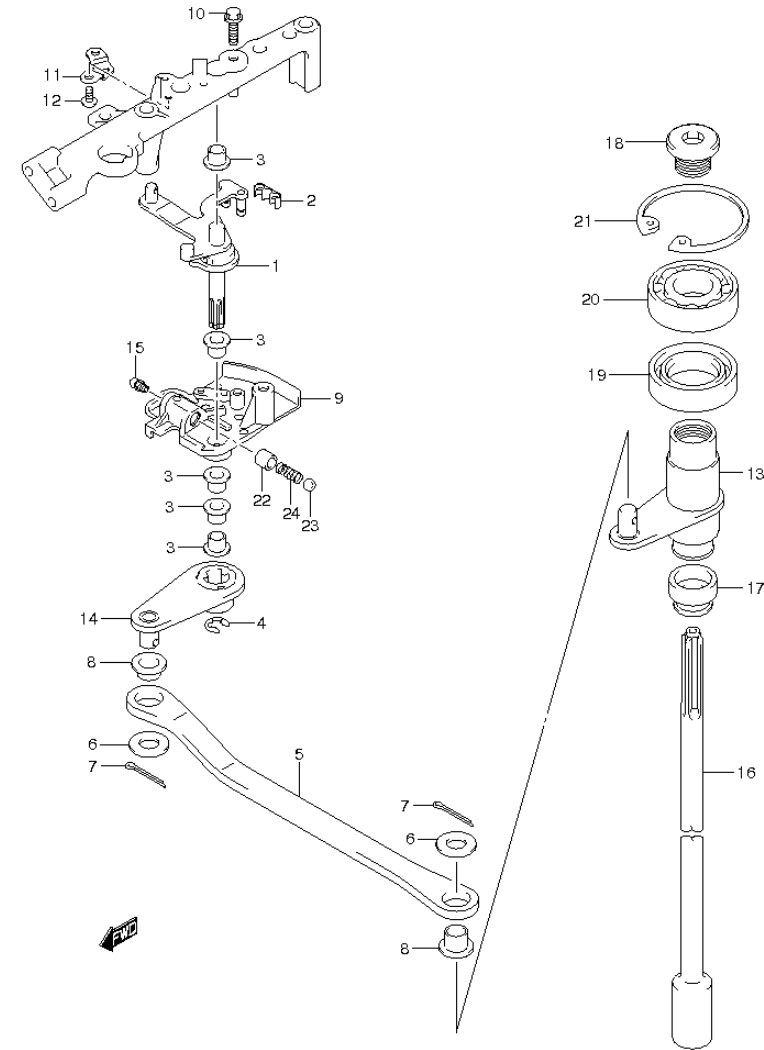


FIG. 70 (1-H-14) CLUTCH SHAFT (DF150Z E1)

REF NO.	PART NO.	DESCRIPTION	Q' TY	REMARKS
1	21100-96J00	LEVER, CLUTCH	1	
2	21131-93J00	BUSH, CLUTCH LEVER	1	
3	09306-10001	BUSH	4	
4	09383-08004	E RING	1	
5	23115-96J00	LINK, CLUTCH LEVER	1	
6	09160-06094	WASHER (6.5X15X1.5)	2	
7	09204-01006	PIN	2	
8	09306-06004	BUSH	2	
9	21151-96J00	HOLDER, CLUTCH LEVER	1	
10	01550-06207	BOLT	1	
11	21155-93J00	PLATE, SHIFT LEVER	1	
12	02142-05107	SCREW	2	
13	21210-93J00	SHAFT, CLUTCH	1	
14	21230-93J00	ARM, CLUTCH SHAFT	1	
15	22511-99011	NIPPLE, GREASE	1	
16-1	23111-96J00	ROD, CLUTCH (L)	1	TRANSOM(L)
16-2	23111-93J00	ROD, CLUTCH (X)	1	TRANSOM(X)
17	25223-94400	COVER, CLUTCH ROD	1	
18	09248-12011	PLUG	1	
19	09289-18001	OIL SEAL (18X30X8)	1	
20	09262-17019	BEARING (17X35X8)	1	
21	08331-41359	CIRCLIP	1	
22	09205-10006	SPRING	1	
23	09260-10005	BALL	1	
24	09440-07051	SPRING	1	

FIG.71

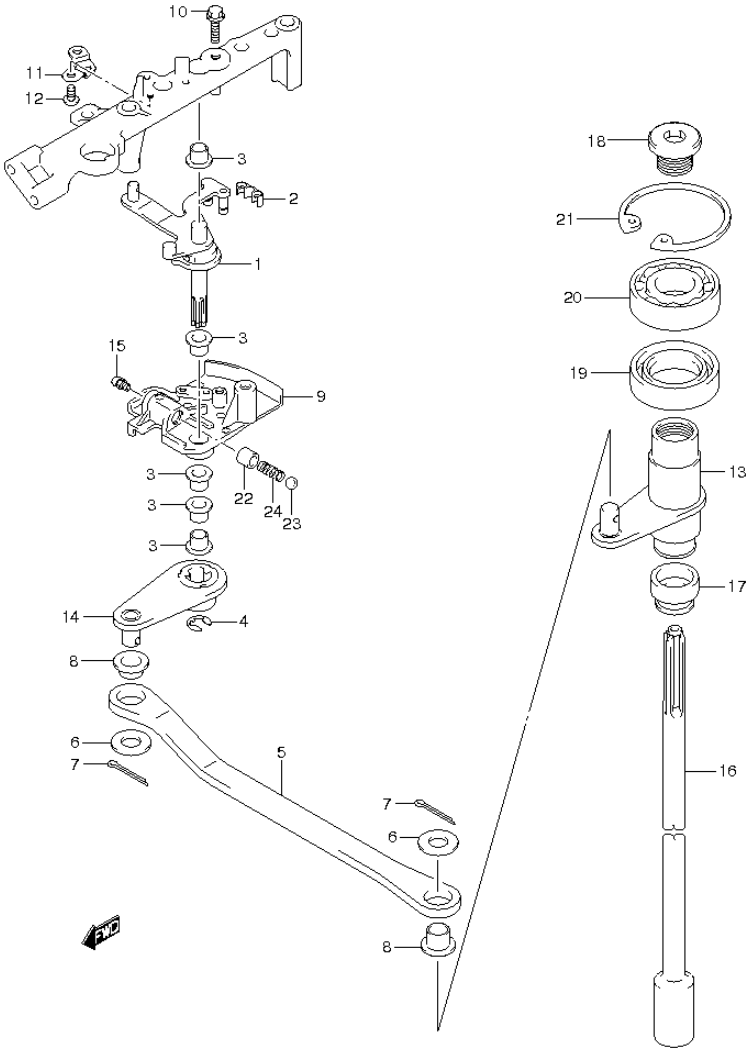


FIG. 71 (1-H-15) CLUTCH SHAFT (DF150Z F40)

REF NO.	PART NO.	DESCRIPTION	Q' TY	REMARKS
1	21100-96J00	LEVER, CLUTCH	1	
2	21131-93J00	BUSH, CLUTCH LEVER	1	
3	09306-10001	BUSH	4	
4	09383-08004	E RING	1	
5	23115-96J00	LINK, CLUTCH LEVER	1	
6	09160-06094	WASHER (6.5X15X1.5)	2	
7	09204-01006	PIN	2	
8	09306-06004	BUSH	2	
9	21151-96J00	HOLDER, CLUTCH LEVER	1	
10	01550-06207	BOLT	1	
11	21155-93J00	PLATE, SHIFT LEVER	1	
12	02142-05107	SCREW	2	
13	21210-93J00	SHAFT, CLUTCH	1	
14	21230-93J00	ARM, CLUTCH SHAFT	1	
15	22511-99011	NIPPLE, GREASE	1	
16-1	23111-96J00	ROD, CLUTCH (L)	1	TRANSOM(L)
16-2	23111-93J00	ROD, CLUTCH (X)	1	TRANSOM(X)
17	25223-94400	COVER, CLUTCH ROD	1	
18	09248-12011	PLUG	1	
19	09289-18001	OIL SEAL (18X30X8)	1	
20	09262-17019	BEARING (17X35X8)	1	
21	08331-41359	CIRCLIP	1	
22	09205-10006	SPRING	1	
23	09260-10005	BALL	1	
24	09440-07051	SPRING	1	

FIG.72

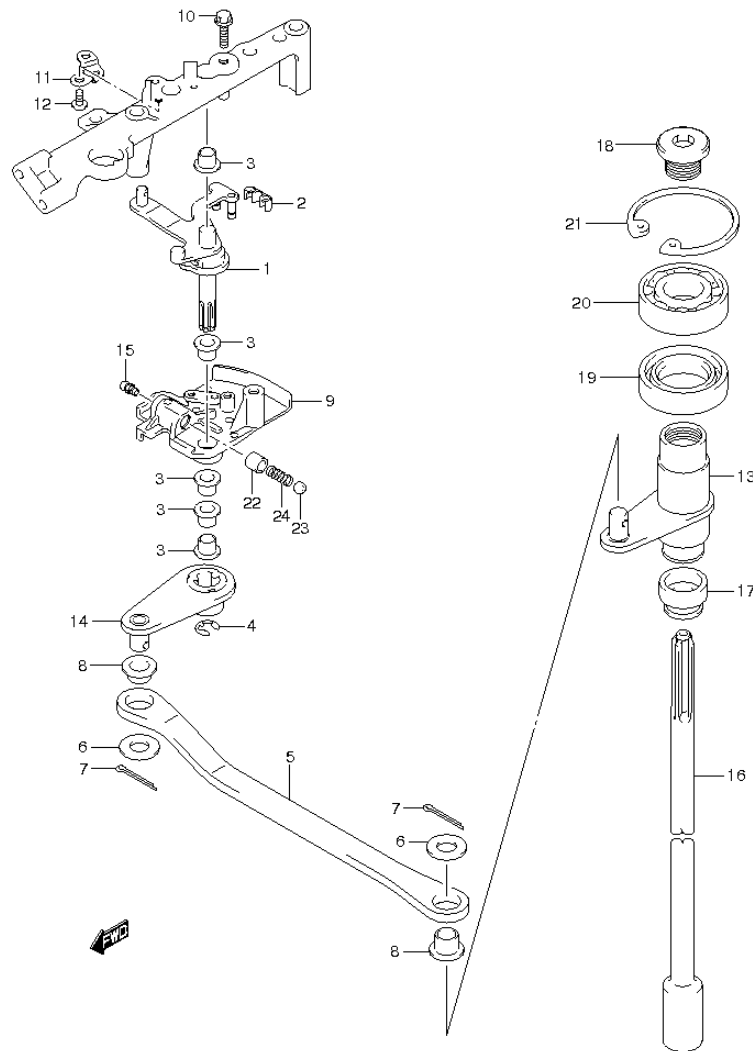


FIG.72 (1-1-2) CLUTCH SHAFT (DF175T E1)

REF NO.	PART NO.	DESCRIPTION	Q'TY	REMARKS
1	21100-96J00	LEVER, CLUTCH	1	
2	21131-93J00	BUSH, CLUTCH LEVER	1	
3	09306-10001	BUSH	4	
4	09383-08004	E RING	1	
5	23115-96J00	LINK, CLUTCH LEVER	1	
6	09160-06094	WASHER (6.5X15X1.5)	2	
7	09204-01006	PIN	2	
8	09306-06004	BUSH	2	
9	21151-96J00	HOLDER, CLUTCH LEVER	1	
10	01550-06207	BOLT	1	
11	21155-93J00	PLATE, SHIFT LEVER	1	
12	02142-05107	SCREW	2	
13	21210-93J00	SHAFT, CLUTCH	1	
14	21230-93J00	ARM, CLUTCH SHAFT	1	
15	22511-99011	NIPPLE, GREASE	1	
16-1	23111-96J00	ROD, CLUTCH (L)	1	TRANSOM(L)
16-2	23111-93J00	ROD, CLUTCH (X)	1	TRANSOM(X)
17	25223-94400	COVER, CLUTCH ROD	1	
18	09248-12011	PLUG	1	
19	09289-18001	OIL SEAL (18X30X8)	1	
20	09262-17019	BEARING (17X35X8)	1	
21	08331-41359	CIRCLIP	1	
22	09205-10006	SPRING	1	
23	09260-10005	BALL	1	
24	09440-07051	SPRING	1	

FIG.73

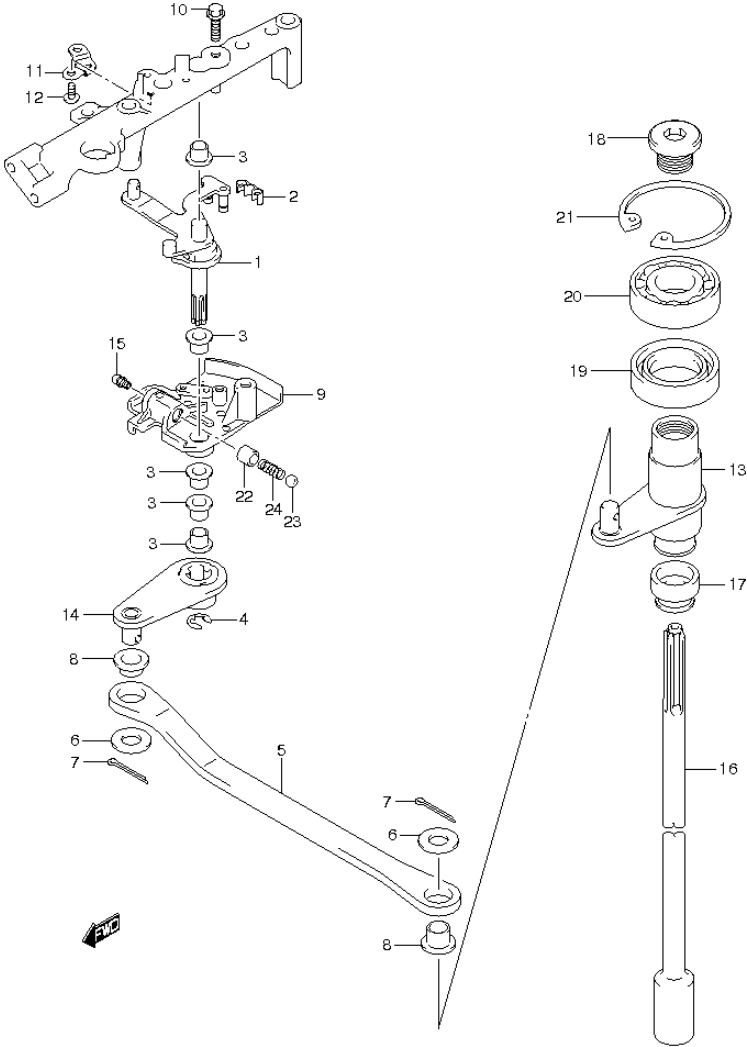


FIG. 73 (1-1-3) CLUTCH SHAFT (DF175T E40)

REF NO.	PART NO.	DESCRIPTION	Q' TY	REMARKS
1	21100-96J00	LEVER, CLUTCH	1	
2	21131-93J00	BUSH, CLUTCH LEVER	1	
3	09306-10001	BUSH	4	
4	09383-08004	E RING	1	
5	23115-96J00	LINK, CLUTCH LEVER	1	
6	09160-06094	WASHER (6.5X15X1.5)	2	
7	09204-01006	PIN	2	
8	09306-06004	BUSH	2	
9	21151-96J00	HOLDER, CLUTCH LEVER	1	
10	01550-06207	BOLT	1	
11	21155-93J00	PLATE, SHIFT LEVER	1	
12	02142-05107	SCREW	2	
13	21210-93J00	SHAFT, CLUTCH	1	
14	21230-93J00	ARM, CLUTCH SHAFT	1	
15	22511-99011	NIPPLE, GREASE	1	
16-1	23111-96J00	ROD, CLUTCH (L)	1	TRANSOM(L)
16-2	23111-93J00	ROD, CLUTCH (X)	1	TRANSOM(X)
17	25223-94400	COVER, CLUTCH ROD	1	
18	09248-12011	PLUG	1	
19	09289-18001	OIL SEAL (18X30X8)	1	
20	09262-17019	BEARING (17X35X8)	1	
21	08331-41359	CIRCLIP	1	
22	09205-10006	SPRING	1	
23	09260-10005	BALL	1	
24	09440-07051	SPRING	1	

FIG.74

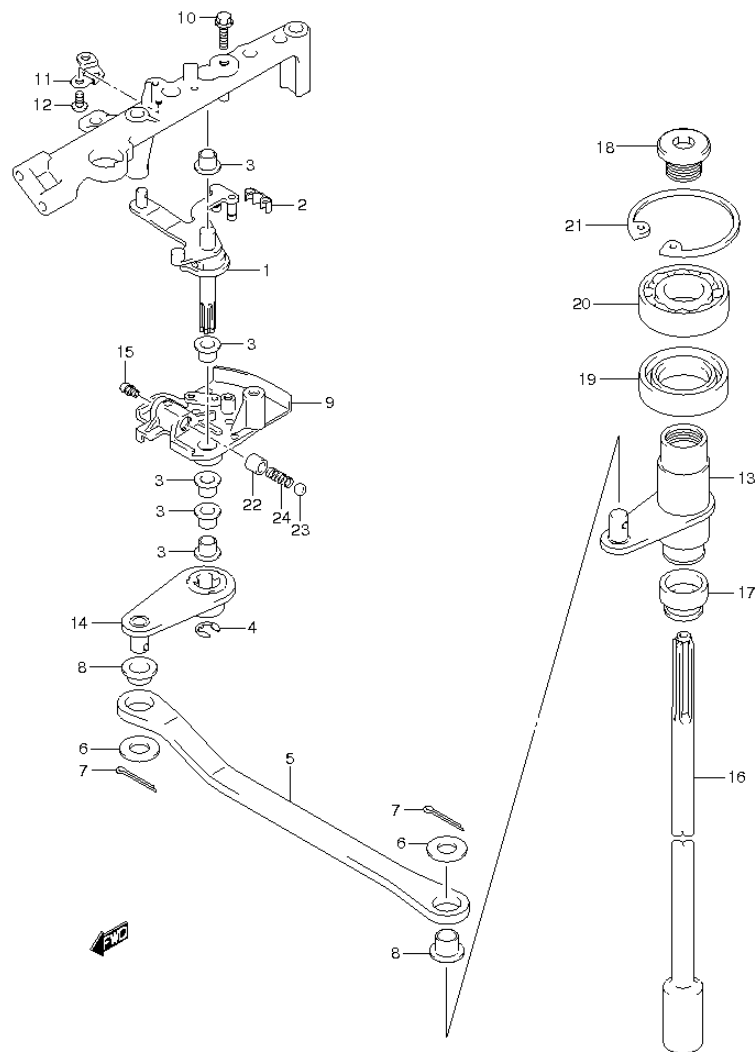


FIG. 74 (1-1-4) CLUTCH SHAFT (DF175Z E1)

REF. NO.	PART NO.	DESCRIPTION	Q' TY	REMARKS
1	21100-96J00	LEVER, CLUTCH	1	
2	21131-93J00	BUSH, CLUTCH LEVER	1	
3	09306-10001	BUSH	4	
4	09383-08004	E RING	1	
5	23115-96J00	LINK, CLUTCH LEVER	1	
6	09160-06094	WASHER (6.5X15X1.5)	2	
7	09204-01006	PIN	2	
8	09306-06004	BUSH	2	
9	21151-96J00	HOLDER, CLUTCH LEVER	1	
10	01550-06207	BOLT	1	
11	21155-93J00	PLATE, SHIFT LEVER	1	
12	02142-05107	SCREW	2	
13	21210-93J00	SHAFT, CLUTCH	1	
14	21230-93J00	ARM, CLUTCH SHAFT	1	
15	22511-99011	NIPPLE, GREASE	1	
16-1	23111-96J00	ROD, CLUTCH (L)	1	TRANSOM(L)
16-2	23111-93J00	ROD, CLUTCH (X)	1	TRANSOM(X)
17	25223-94400	COVER, CLUTCH ROD	1	
18	09248-12011	PLUG	1	
19	09289-18001	OIL SEAL (18X30X8)	1	
20	09262-17019	BEARING (17X35X8)	1	
21	08331-41359	CIRCLIP	1	
22	09205-10006	SPRING	1	
23	09260-10005	BALL	1	
24	09440-07051	SPRING	1	



FIG.75

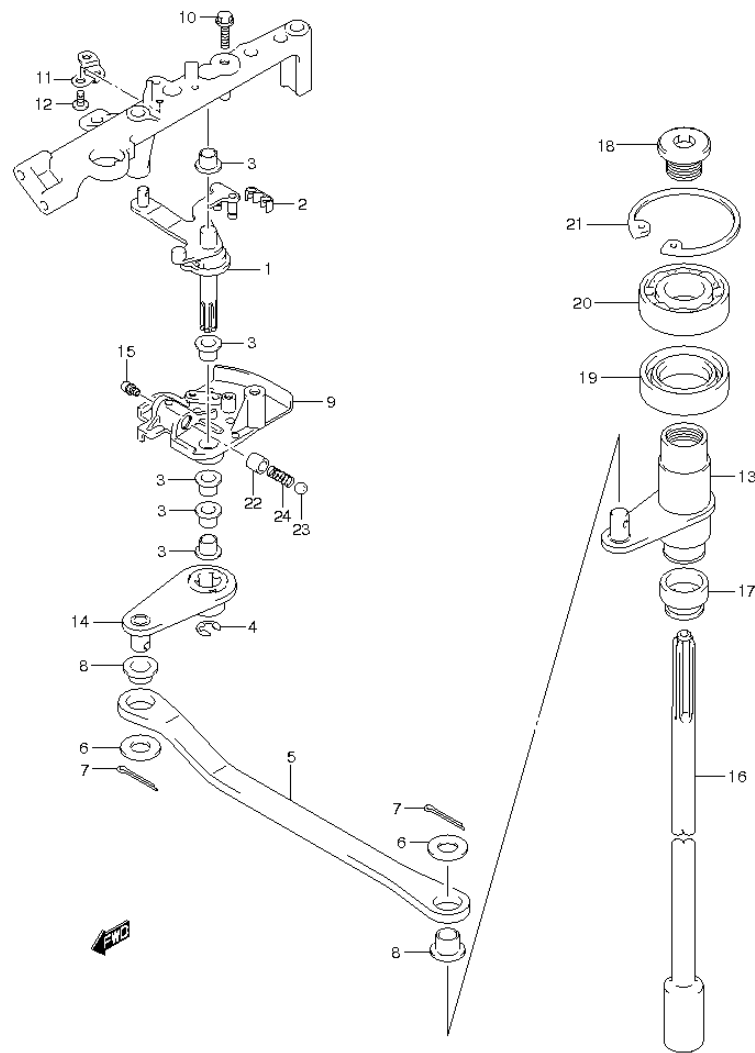


FIG. 75 (1-1-5) CLUTCH SHAFT (DF175Z E40)

REF NO.	PART NO.	DESCRIPTION	Q' TY	REMARKS
1	21100-96J00	LEVER, CLUTCH	1	
2	21131-93J00	BUSH, CLUTCH LEVER	1	
3	09306-10001	BUSH	4	
4	09383-08004	E RING	1	
5	23115-96J00	LINK, CLUTCH LEVER	1	
6	09160-06094	WASHER (6.5X15X1.5)	2	
7	09204-01006	PIN	2	
8	09306-06004	BUSH	2	
9	21151-96J00	HOLDER, CLUTCH LEVER	1	
10	01550-06207	BOLT	1	
11	21155-93J00	PLATE, SHIFT LEVER	1	
12	02142-05107	SCREW	2	
13	21210-93J00	SHAFT, CLUTCH	1	
14	21230-93J00	ARM, CLUTCH SHAFT	1	
15	22511-99011	NIPPLE, GREASE	1	
16-1	23111-96J00	ROD, CLUTCH (L)	1	TRANSOM(L)
16-2	23111-93J00	ROD, CLUTCH (X)	1	TRANSOM(X)
17	25223-94400	COVER, CLUTCH ROD	1	
18	09248-12011	PLUG	1	
19	09289-18001	OIL SEAL (18X30X8)	1	
20	09262-17019	BEARING (17X35X8)	1	
21	08331-41359	CIRCLIP	1	
22	09205-10006	SPRING	1	
23	09260-10005	BALL	1	
24	09440-07051	SPRING	1	

FIG.76

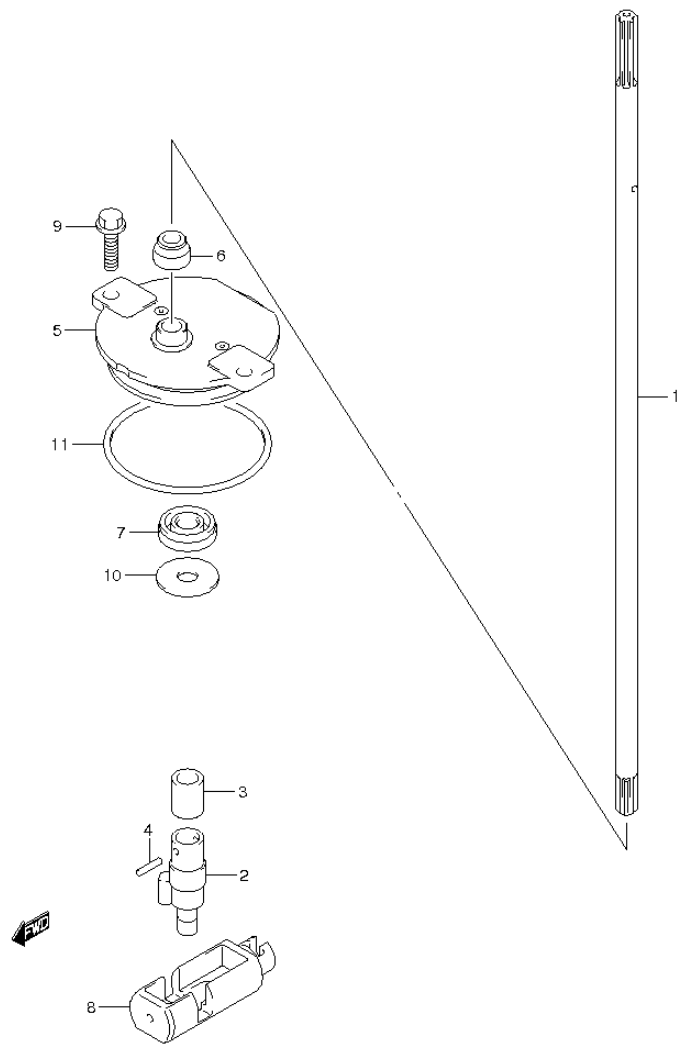


FIG. 76 (1-1-6) CLUTCH ROD (DF150T E1)

REF NO.	PART NO.	DESCRIPTION	Q' TY	REMARKS
1-1	25111-96J00	ROD, SHIFT (L)	1	TRANSOM(L)
1-2	25111-93J00	ROD, SHIFT (X)	1	TRANSOM(X)
2	25131-93J00	YOKE, SHIFTER	1	
3	25232-96302	MAGNET, GEAR CASE	1	
4	09205-02006	SPRING	2	
5	25141-93J00	HOUSING, SHIFT ROD GUIDE	1	
6	25223-94400	COVER, CLUTCH ROD	1	
7	09282-08005	OIL SEAL (8X22X7)	1	
8	25321-93J00	SLIDER, SHIFT HORIZONTAL	1	
9	29116-93J00	BOLT, SHIFT ROD (6X20)	2	
10	09160-08151	WASHER (8.5X26X1.6)	1	
11	09280-60007	O RING (D:3.5,ID:59.6)	1	

FIG.77

FIG.77 (1-1-7) CLUTCH ROD (DF150T E40)

REF NO.	PART NO.	DESCRIPTION	Q' TY	REMARKS
1-1	25111-96J00	ROD, SHIFT (L)	1	TRANSOM(L)
1-2	25111-93J00	ROD, SHIFT (X)	1	TRANSOM(X)
2	25131-93J00	YOKE, SHIFTER	1	
3	25232-96302	MAGNET, GEAR CASE	1	
4	09205-02006	SPRING	2	
5	25141-93J00	HOUSING, SHIFT ROD GUIDE	1	
6	25223-94400	COVER, CLUTCH ROD	1	
7	09282-08005	OIL SEAL (8X22X7)	1	
8	25321-93J00	SLIDER, SHIFT HORIZONTAL	1	
9	29116-93J00	BOLT, SHIFT ROD (6X20)	2	
10	09160-08151	WASHER (8.5X26X1.6)	1	
11	09280-60007	O RING (D:3.5,ID:59.6)	1	

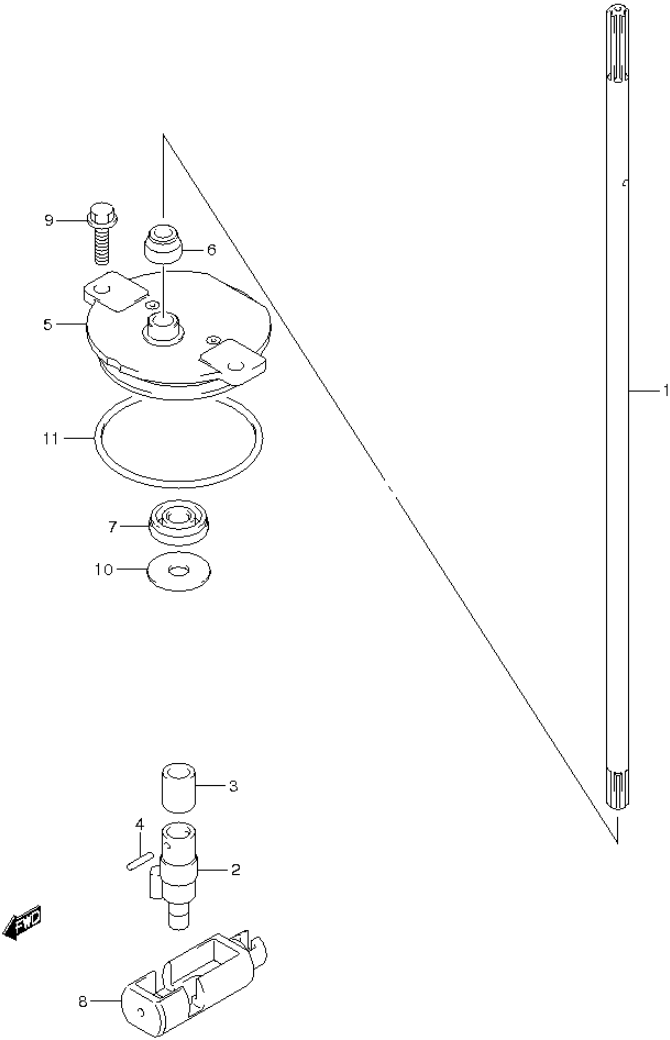


FIG.78

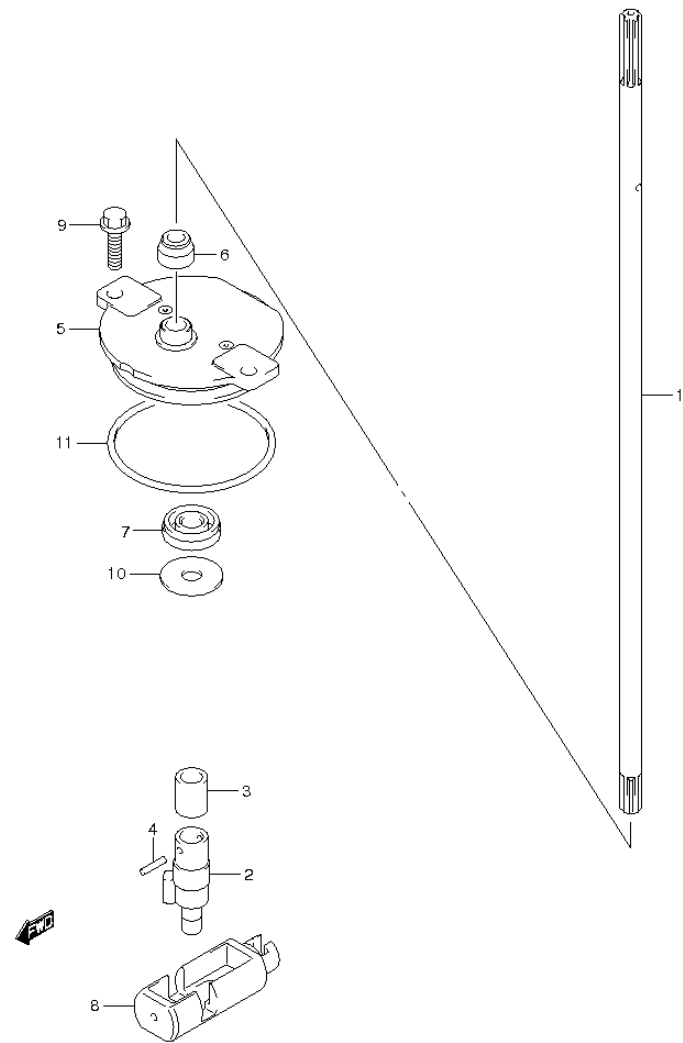


FIG. 78 (1-1-8) CLUTCH ROD (DF150Z E1)

REF NO.	PART NO.	DESCRIPTION	Q' TY	REMARKS
1-1	25111-96J00	ROD, SHIFT (L)	1	TRANSOM(L)
1-2	25111-93J00	ROD, SHIFT (X)	1	TRANSOM(X)
2	25131-93J00	YOKE, SHIFTER	1	
3	25232-96302	MAGNET, GEAR CASE	1	
4	09205-02006	SPRING	2	
5	25141-93J00	HOUSING, SHIFT ROD GUIDE	1	
6	25223-94400	COVER, CLUTCH ROD	1	
7	09282-08005	OIL SEAL (8X22X7)	1	
8	25321-93J00	SLIDER, SHIFT HORIZONTAL	1	
9	29116-93J00	BOLT, SHIFT ROD (6X20)	2	
10	09160-08151	WASHER (8.5X26X1.6)	1	
11	09280-60007	O RING (D:3.5,ID:59.6)	1	

FIG. 79 (1-1-9) CLUTCH ROD (DF150Z E40)

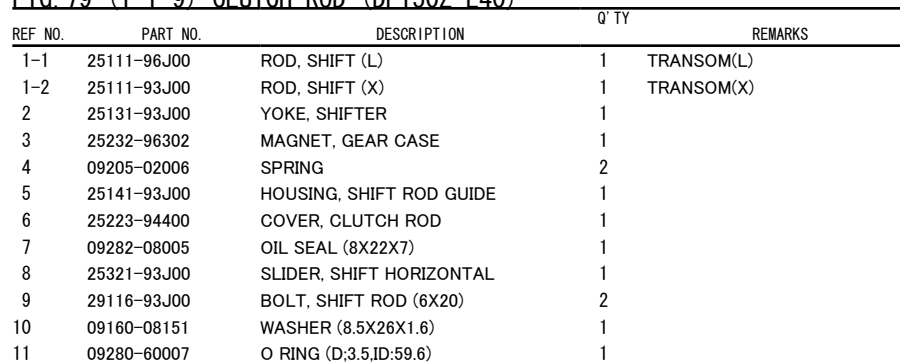


FIG.80

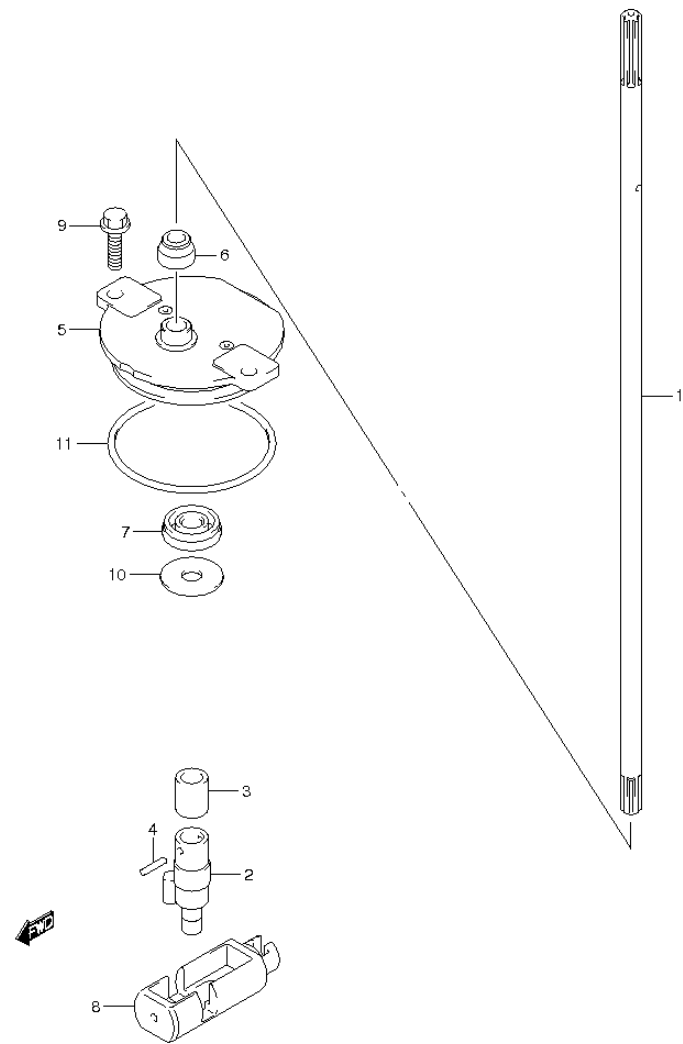


FIG. 80 (1-I-10) CLUTCH ROD (DF175T E1)

REF NO.	PART NO.	DESCRIPTION	Q' TY	REMARKS
1-1	25111-96J00	ROD, SHIFT (L)	1	TRANSOM(L)
1-2	25111-93J00	ROD, SHIFT (X)	1	TRANSOM(X)
2	25131-93J00	YOKE, SHIFTER	1	
3	25232-96302	MAGNET, GEAR CASE	1	
4	09205-02006	SPRING	2	
5	25141-93J00	HOUSING, SHIFT ROD GUIDE	1	
6	25223-94400	COVER, CLUTCH ROD	1	
7	09282-08005	OIL SEAL (8X22X7)	1	
8	25321-93J00	SLIDER, SHIFT HORIZONTAL	1	
9	29116-93J00	BOLT, SHIFT ROD (6X20)	2	
10	09160-08151	WASHER (8.5X26X1.6)	1	
11	09280-60007	O RING (D:3.5,ID:59.6)	1	

FIG.81

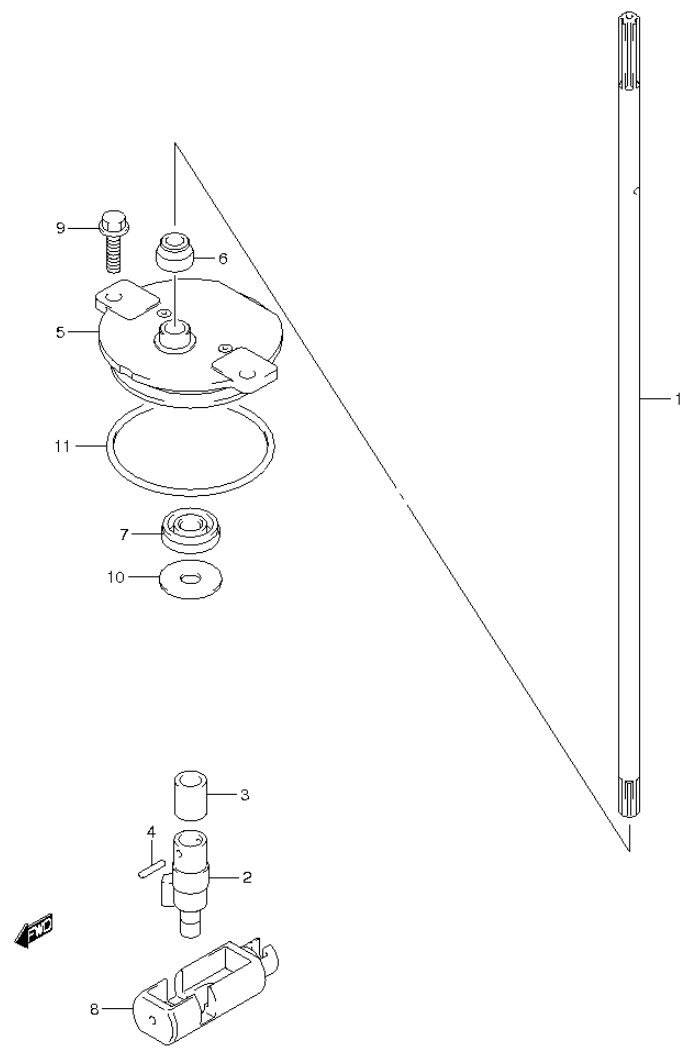


FIG. 81 (1-I-11) CLUTCH ROD (DF175T E40)

REF NO.	PART NO.	DESCRIPTION	Q' TY	REMARKS
1-1	25111-96J00	ROD, SHIFT (L)	1	TRANSOM(L)
1-2	25111-93J00	ROD, SHIFT (X)	1	TRANSOM(X)
2	25131-93J00	YOKE, SHIFTER	1	
3	25232-96302	MAGNET, GEAR CASE	1	
4	09205-02006	SPRING	2	
5	25141-93J00	HOUSING, SHIFT ROD GUIDE	1	
6	25223-94400	COVER, CLUTCH ROD	1	
7	09282-08005	OIL SEAL (8X22X7)	1	
8	25321-93J00	SLIDER, SHIFT HORIZONTAL	1	
9	29116-93J00	BOLT, SHIFT ROD (6X20)	2	
10	09160-08151	WASHER (8.5X26X1.6)	1	
11	09280-60007	O RING (D:3.5,ID:59.6)	1	

FIG.82

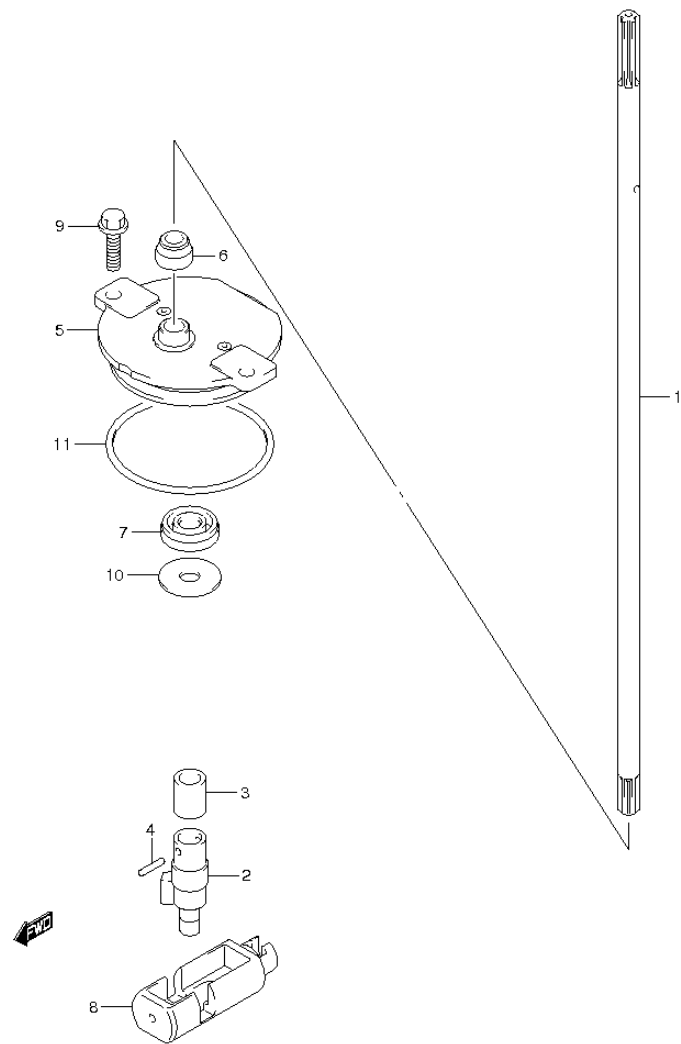


FIG. 82 (1-I-12) CLUTCH ROD (DF175Z E1)

REF NO.	PART NO.	DESCRIPTION	Q' TY	REMARKS
1-1	25111-96J00	ROD, SHIFT (L)	1	TRANSOM(L)
1-2	25111-93J00	ROD, SHIFT (X)	1	TRANSOM(X)
2	25131-93J00	YOKE, SHIFTER	1	
3	25232-96302	MAGNET, GEAR CASE	1	
4	09205-02006	SPRING	2	
5	25141-93J00	HOUSING, SHIFT ROD GUIDE	1	
6	25223-94400	COVER, CLUTCH ROD	1	
7	09282-08005	OIL SEAL (8X22X7)	1	
8	25321-93J00	SLIDER, SHIFT HORIZONTAL	1	
9	29116-93J00	BOLT, SHIFT ROD (6X20)	2	
10	09160-08151	WASHER (8.5X26X1.6)	1	
11	09280-60007	O RING (D:3.5,ID:59.6)	1	



FIG.83

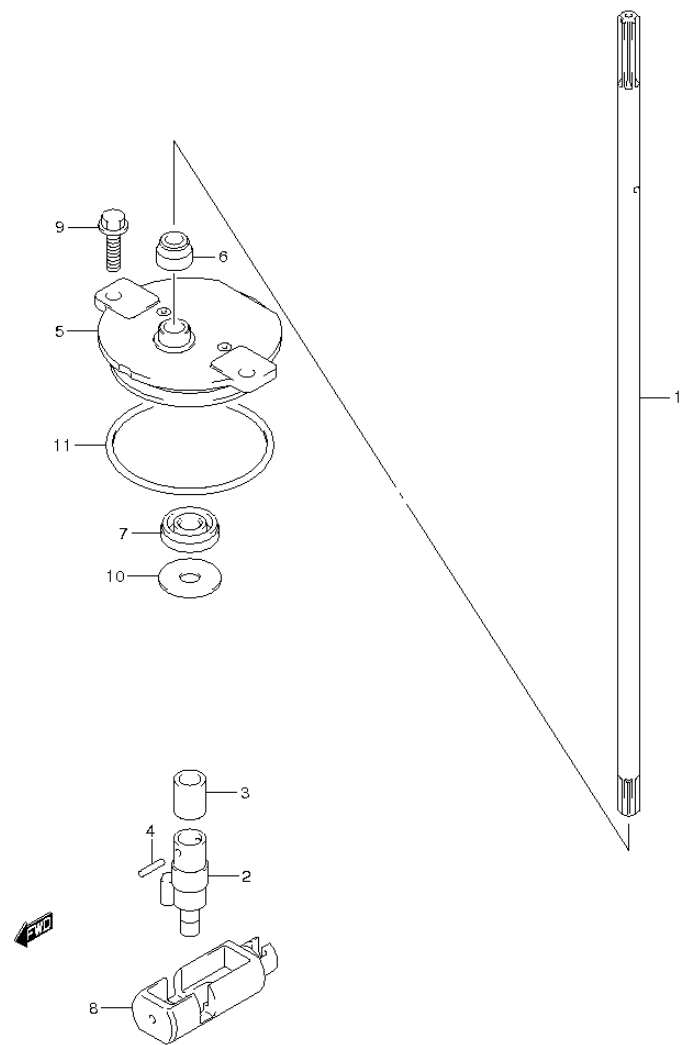


FIG. 83 (1-I-13) CLUTCH ROD (DF175Z E40)

REF NO.	PART NO.	DESCRIPTION	Q' TY	REMARKS
1-1	25111-96J00	ROD, SHIFT (L)	1	TRANSOM(L)
1-2	25111-93J00	ROD, SHIFT (X)	1	TRANSOM(X)
2	25131-93J00	YOKE, SHIFTER	1	
3	25232-96302	MAGNET, GEAR CASE	1	
4	09205-02006	SPRING	2	
5	25141-93J00	HOUSING, SHIFT ROD GUIDE	1	
6	25223-94400	COVER, CLUTCH ROD	1	
7	09282-08005	OIL SEAL (8X22X7)	1	
8	25321-93J00	SLIDER, SHIFT HORIZONTAL	1	
9	29116-93J00	BOLT, SHIFT ROD (6X20)	2	
10	09160-08151	WASHER (8.5X26X1.6)	1	
11	09280-60007	O RING (D:3.5,ID:59.6)	1	

FIG.84

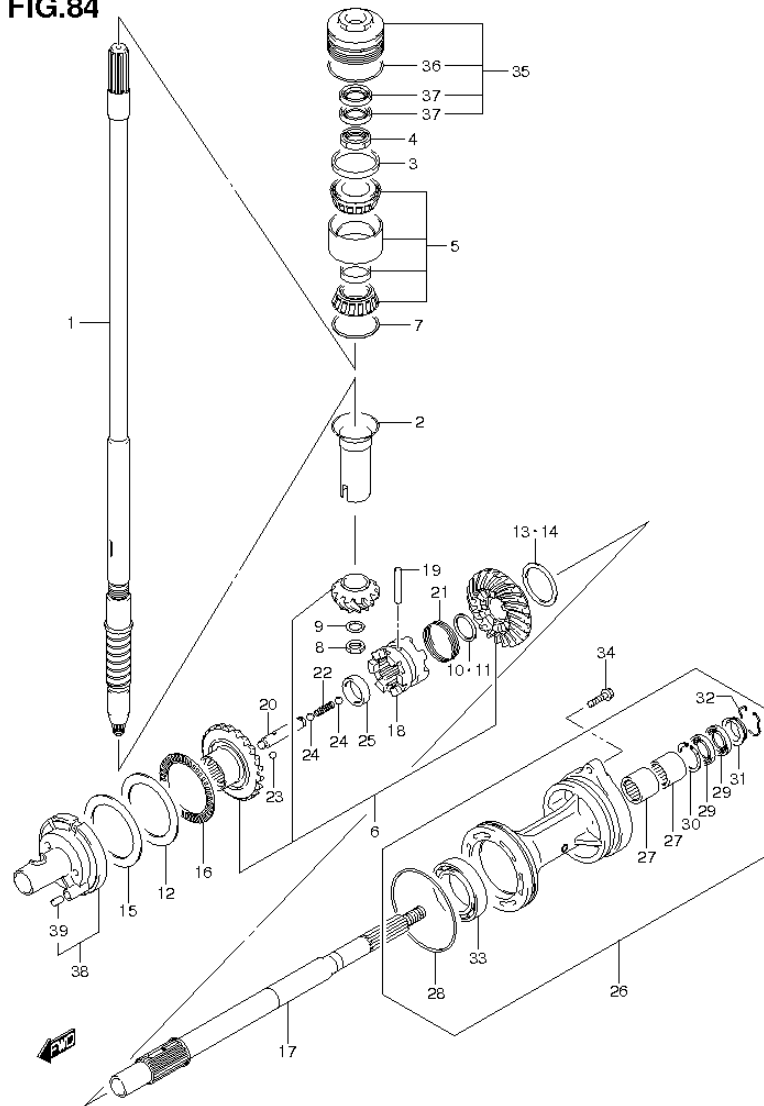


FIG. 84 (1-1-14) TRANSMISSION (DF150T E1)

REF NO.	PART NO.	DESCRIPTION	Q'TY	REMARKS
1-1	57110-96J40	SHAFT, DRIVE (L)	1	TRANSOM(L)
1-2	57110-96J30	SHAFT, DRIVE (X)	1	TRANSOM(X)
2	57133-93J00	COLLAR, DRIVE SHAFT	1	
3	57134-93J00	SPACER, DRIVE SHAFT BEARING	1	
4	09159-28003	NUT	1	
5	09269-32001	BEARING (32X66X49)	1	
6	57300-96810	PINION/GEAR SET	1	
7-1	09181-60004	SHIM (60X66X0.45)	1	
7-2	09181-60005	SHIM (60X66X0.5)	1	
7-3	09181-60006	SHIM (60X66X0.55)	1	
7-4	09181-60007	SHIM (60X66X0.6)	1	
7-5	09181-60008	SHIM (60X66X0.65)	1	
7-6	09181-60009	SHIM (60X66X0.7)	1	
7-7	09181-60010	SHIM (60X66X0.75)	1	
7-8	09181-60011	SHIM (60X66X0.8)	1	
7-9	09181-60012	SHIM (60X66X0.85)	1	
7-10	09181-60013	SHIM (60X66X0.9)	1	
8	09140-16021	NUT	1	
9	08221-16256	WASHER	1	
10	57500-87861	SHIM SET, PROP SHAFT REV	1	
11-1	08211-30382	·WASHER	1	
11-2	09160-30036	·WASHER (30X38X1.7)	1	
11-3	09160-30037	·WASHER (30X38X1.9)	1	
11-4	09160-30038	·WASHER (30X38X2.1)	1	
11-5	08211-30384	·WASHER	1	
11-6	09160-30039	·WASHER (30X38X2.3)	1	
11-7	09160-30041	·WASHER (30X38X2.4)	1	
11-8	08211-30385	·WASHER	1	
11-9	09160-30042	·WASHER (30X38X2.6)	1	
11-10	09160-30043	·WASHER (30X38X2.7)	1	
11-11	09160-30044	·WASHER (30X38X2.8)	1	
12	09160-75002	WASHER (75X100X2)	1	FWD GEAR
13	57500-87852	SHIM SET, REV GEAR	1	REV GEAR



FIG.84

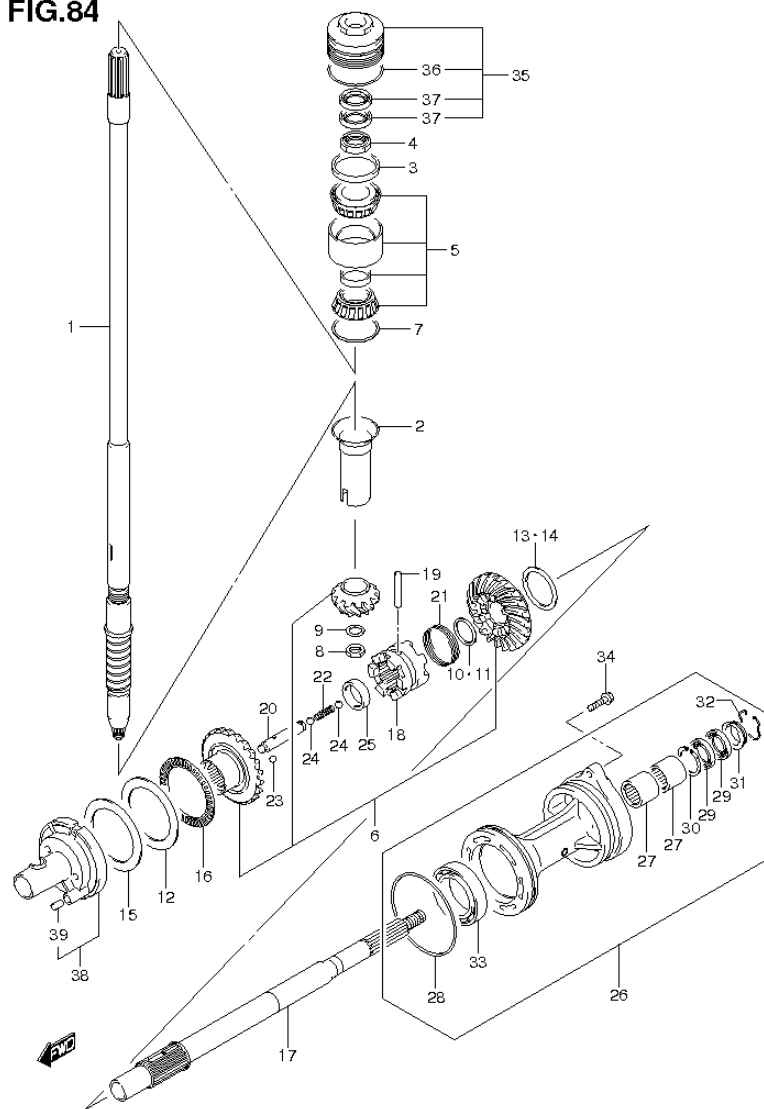


FIG. 84 (1-J-2) TRANSMISSION (DF150T E1)

REF NO.	PART NO.	DESCRIPTION	Q' TY	REMARKS
26-1	56120-93J02-0EP	HOUSING, PROP SFT BRG (BLACK)	1	UP TO VIN.210908
26-2	56120-93J03-0EP	HOUSING, PROP SFT BRG (BLACK)	1	FROM VIN.210909
27	09263-30023	·BEARING (30X40X25)	2	
28	09280-00040	·O RING (D:3.1,ID:104.4)	1	
29	09282-30006	·OIL SEAL (30X45X6)	2	
30	09381-40003	·CIRCLIP	1	
31	56123-93J00	·PROTECTOR, OIL SEAL	1	UP TO VIN.210908
32	09387-45001	·RING	1	UP TO VIN.210908
33	08113-60100	·BEARING	1	
34	29116-93J10	BOLT, PROP SHAFT BEARING HSG (8X35)	2	
35	56130-93J01	HOUSING, DRIVE SHAFT BRG	1	
36	09280-66004	·O RING (D:3.1,ID:65.4)	1	
37	09282-24004	·OIL SEAL (24X40X7)	2	
38	56140-93J01	HOUSING, FWD GEAR BRG	1	
39	04221-08129	·PIN	1	

FIG.85

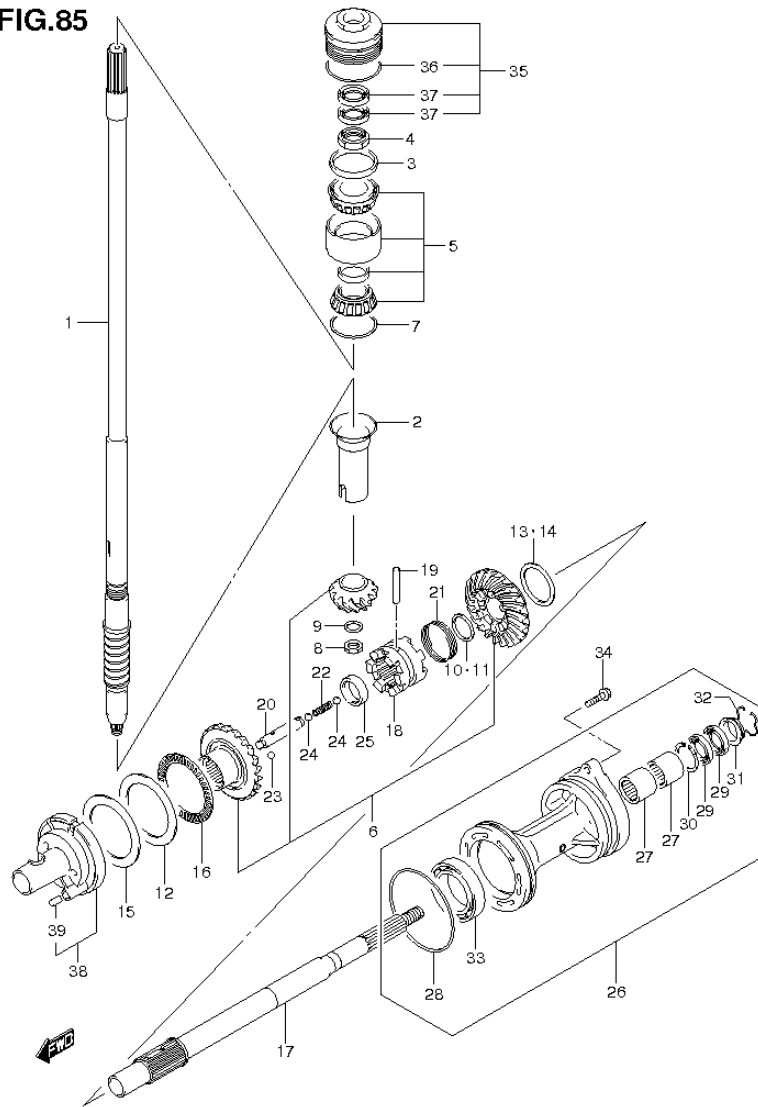


FIG. 85 (1-J-3) TRANSMISSION (DF150T E40)

REF NO.	PART NO.	DESCRIPTION	Q'TY	REMARKS
1-1	57110-96J40	SHAFT, DRIVE (L)	1	TRANSOM(L)
1-2	57110-96J30	SHAFT, DRIVE (X)	1	TRANSOM(X)
2	57133-93J00	COLLAR, DRIVE SHAFT	1	
3	57134-93J00	SPACER, DRIVE SHAFT BEARING	1	
4	09159-28003	NUT	1	
5	09269-32001	BEARING (32X66X49)	1	
6	57300-96810	PINION/GEAR SET	1	
7-1	09181-60004	SHIM (60X66X0.45)	1	
7-2	09181-60005	SHIM (60X66X0.5)	1	
7-3	09181-60006	SHIM (60X66X0.55)	1	
7-4	09181-60007	SHIM (60X66X0.6)	1	
7-5	09181-60008	SHIM (60X66X0.65)	1	
7-6	09181-60009	SHIM (60X66X0.7)	1	
7-7	09181-60010	SHIM (60X66X0.75)	1	
7-8	09181-60011	SHIM (60X66X0.8)	1	
7-9	09181-60012	SHIM (60X66X0.85)	1	
7-10	09181-60013	SHIM (60X66X0.9)	1	
8	09140-16021	NUT	1	
9	08221-16256	WASHER	1	
10	57500-87861	SHIM SET, PROP SHAFT REV	1	
11-1	08211-30382	·WASHER	1	
11-2	09160-30036	·WASHER (30X38X1.7)	1	
11-3	09160-30037	·WASHER (30X38X1.9)	1	
11-4	09160-30038	·WASHER (30X38X2.1)	1	
11-5	08211-30384	·WASHER	1	
11-6	09160-30039	·WASHER (30X38X2.3)	1	
11-7	09160-30041	·WASHER (30X38X2.4)	1	
11-8	08211-30385	·WASHER	1	
11-9	09160-30042	·WASHER (30X38X2.6)	1	
11-10	09160-30043	·WASHER (30X38X2.7)	1	
11-11	09160-30044	·WASHER (30X38X2.8)	1	
12	09160-75002	WASHER (75X100X2)	1	FWD GEAR
13	57500-87852	SHIM SET, REV GEAR	1	REV GEAR

FIG.85

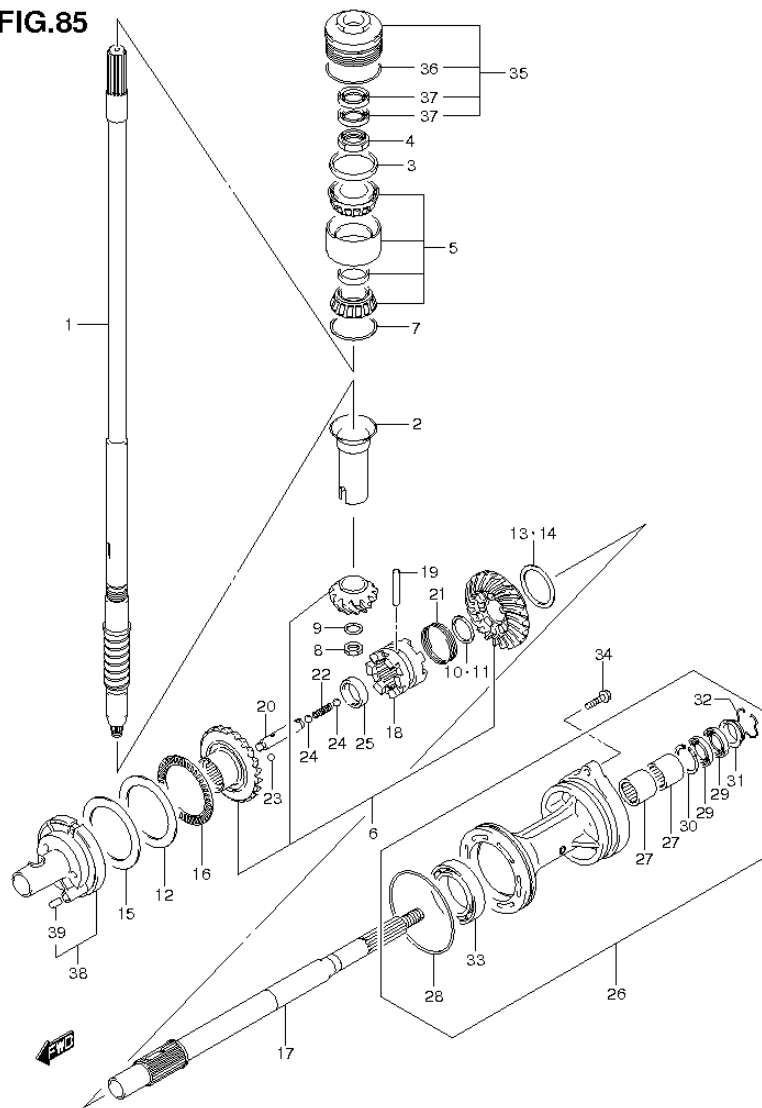


FIG. 85 (1-J-4) TRANSMISSION (DF150T E40)

REF NO.	PART NO.	DESCRIPTION	Q'TY	REMARKS
14-1	09181-50013	·SHIM (50X62X1)	1	REV GEAR
14-2	09181-50012	·SHIM (50X62X1.1)	1	REV GEAR
14-3	09181-50005	·SHIM (50X62X1.2)	1	REV GEAR
14-4	09181-50006	·SHIM (50X62X1.3)	1	REV GEAR
14-5	09181-50007	·SHIM (50X62X1.4)	1	REV GEAR
14-6	09181-50008	·SHIM (50X62X1.5)	1	REV GEAR
14-7	09181-50009	·SHIM (50X62X1.6)	1	REV GEAR
14-8	09181-50010	·SHIM (50X62X1.7)	1	REV GEAR
15-1	09181-75018	SHIM (75X100X0.5)	1	FWD GEAR
15-2	09181-75019	SHIM (75X100X0.55)	1	FWD GEAR
15-3	09181-75012	SHIM (75X100X0.6)	1	FWD GEAR
15-4	09181-75013	SHIM (75X100X0.65)	1	FWD GEAR
15-5	09181-75008	SHIM (75X100X0.7)	1	FWD GEAR
15-6	09181-75014	SHIM (75X100X0.75)	1	FWD GEAR
15-7	09181-75009	SHIM (75X100X0.8)	1	FWD GEAR
15-8	09181-75015	SHIM (75X100X0.85)	1	FWD GEAR
15-9	09181-75010	SHIM (75X100X0.9)	1	FWD GEAR
15-10	09181-75016	SHIM (75X100X0.95)	1	FWD GEAR
15-11	09181-75011	SHIM (75X100X1)	1	FWD GEAR
16	09269-75002	BEARING (75X100X4)	1	
17	57610-93J00	SHAFT, PROPELLER	1	
18	57621-93J10	SHIFTER, CLUTCH DOG	1	
19	09202-08007	PIN	1	
20	57631-93J00	PIN, CONNECTOR	1	
21	09440-52003	SPRING	1	
22	09440-09040	SPRING	1	
23	06111-07004	BALL	2	
24	06111-11004	BALL	2	
25	09180-25082	SPACER (25X36.5X9.5)	1	

FIG.85

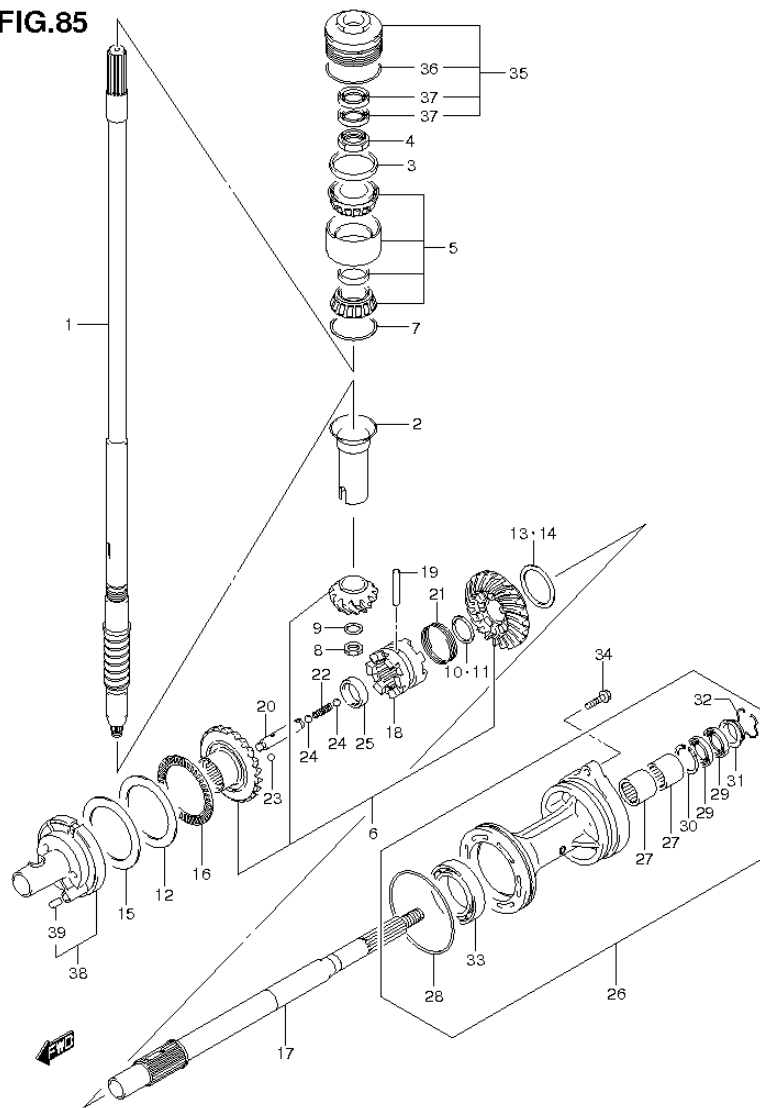


FIG.85 (1-J-5) TRANSMISSION (DF150T E40)

REF NO.	PART NO.	DESCRIPTION	Q' TY	REMARKS
26-1	56120-93J02-0EP	HOUSING, PROP SFT BRG (BLACK)	1	UP TO VIN.210908
26-2	56120-93J03-0EP	HOUSING, PROP SFT BRG (BLACK)	1	FROM VIN.210909
27	09263-30023	·BEARING (30X40X25)	2	
28	09280-00040	·O RING (D:3.1,ID:104.4)	1	
29	09282-30006	·OIL SEAL (30X45X6)	2	
30	09381-40003	·CIRCLIP	1	
31	56123-93J00	·PROTECTOR, OIL SEAL	1	UP TO VIN.210908
32	09387-45001	·RING	1	UP TO VIN.210908
33	08113-60100	·BEARING	1	
34	29116-93J10	BOLT, PROP SHAFT BEARING HSG (8X35)	2	
35	56130-93J01	HOUSING, DRIVE SHAFT BRG	1	
36	09280-66004	·O RING (D:3.1,ID:65.4)	1	
37	09282-24004	·OIL SEAL (24X40X7)	2	
38	56140-93J01	HOUSING, FWD GEAR BRG	1	
39	04221-08129	·PIN	1	

FIG.86

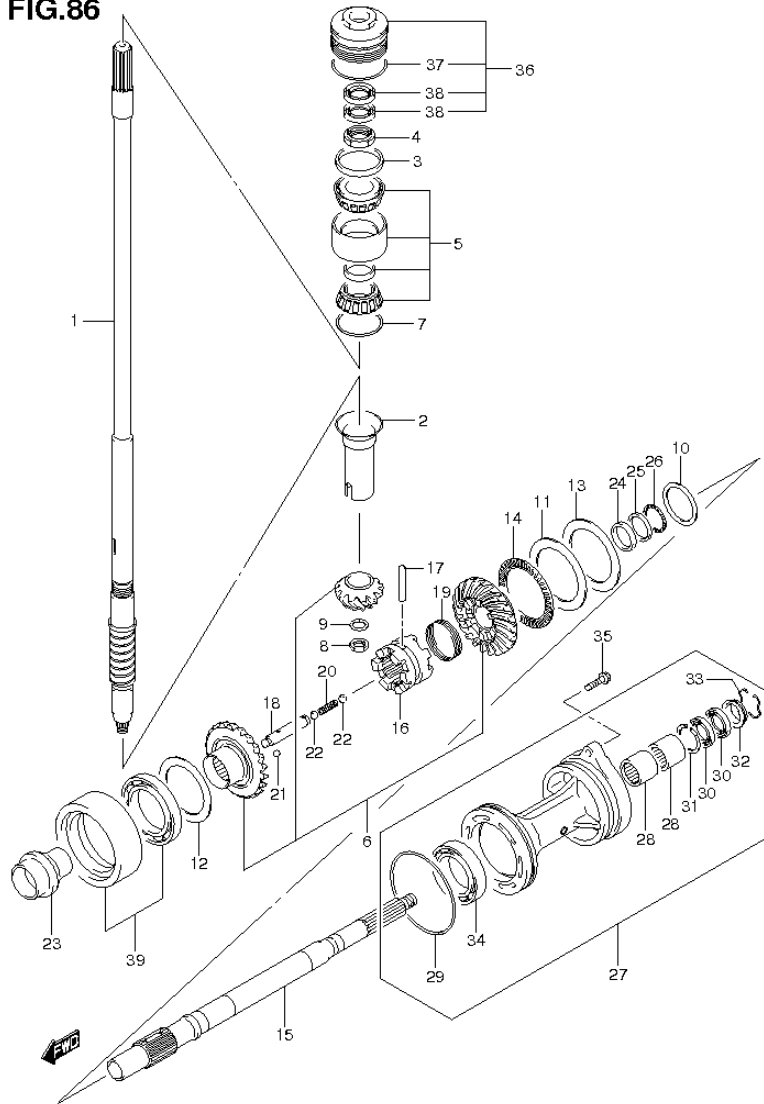


FIG. 86 (1-J-6) TRANSMISSION (DF150Z E1)

REF NO.	PART NO.	DESCRIPTION	Q' TY	REMARKS
1-1	57110-96J40	SHAFT, DRIVE (L)	1	TRANSOM(L)
1-2	57110-96J30	SHAFT, DRIVE (X)	1	TRANSOM(X)
2	57133-93J00	COLLAR, DRIVE SHAFT	1	
3	57134-93J00	SPACER, DRIVE SHAFT BEARING	1	
4	09159-28003	NUT	1	
5	09269-32001	BEARING (32X66X49)	1	
6	57300-96820	PINION/GEAR SET	1	
7-1	09181-60004	SHIM (60X66X0.45)	1	
7-2	09181-60005	SHIM (60X66X0.5)	1	
7-3	09181-60006	SHIM (60X66X0.55)	1	
7-4	09181-60007	SHIM (60X66X0.6)	1	
7-5	09181-60008	SHIM (60X66X0.65)	1	
7-6	09181-60009	SHIM (60X66X0.7)	1	
7-7	09181-60010	SHIM (60X66X0.75)	1	
7-8	09181-60011	SHIM (60X66X0.8)	1	
7-9	09181-60012	SHIM (60X66X0.85)	1	
7-10	09181-60013	SHIM (60X66X0.9)	1	
8	09140-16021	NUT	1	
9	08221-16256	WASHER	1	
10-1	09160-35015	WASHER (35X46X0.6)	1	PROP SHAFT REV
10-2	09160-35013	WASHER (35X46X0.8)	1	PROP SHAFT REV
10-3	09160-35010	WASHER (35X46X1.15)	1	PROP SHAFT REV
10-4	09160-35004	WASHER (35X46X1.2)	1	PROP SHAFT REV
10-5	09160-35006	WASHER (35X46X0.9)	1	PROP SHAFT REV
10-6	09160-35002	WASHER (35X46X1)	1	PROP SHAFT REV
10-7	09160-35008	WASHER (35X46X0.95)	1	PROP SHAFT REV
10-8	09160-35003	WASHER (35X46X1.1)	1	PROP SHAFT REV
10-9	09160-35009	WASHER (35X46X1.05)	1	PROP SHAFT REV
11	09160-75002	WASHER (75X100X2)	1	FWD GEAR
12-1	09181-60004	SHIM (60X66X0.45)	1	REV GEAR
12-2	09181-60005	SHIM (60X66X0.5)	1	REV GEAR
12-3	09181-60006	SHIM (60X66X0.55)	1	REV GEAR
12-4	09181-60007	SHIM (60X66X0.6)	1	REV GEAR
12-5	09181-60008	SHIM (60X66X0.65)	1	REV GEAR



FIG.86

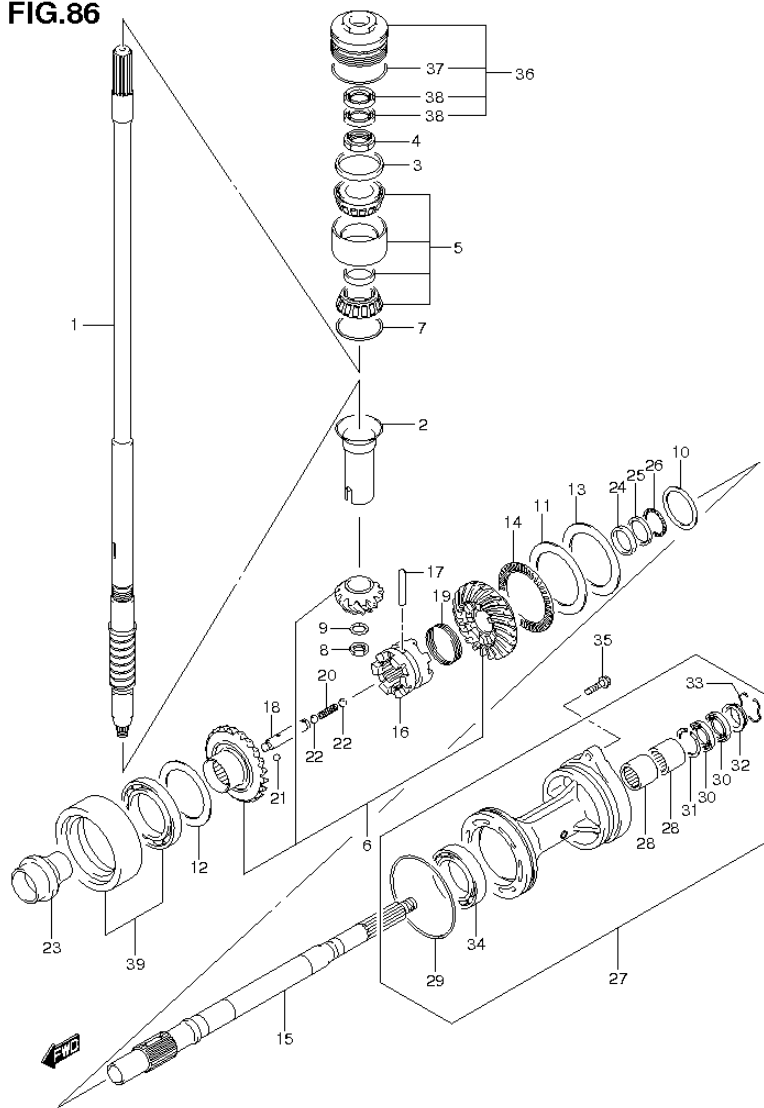


FIG. 86 (1-J-7) TRANSMISSION (DF150Z E1)

REF NO.	PART NO.	DESCRIPTION	Q'TY	REMARKS
12-6	09181-60009	SHIM (60X66X0.7)	1	REV GEAR
12-7	09181-60010	SHIM (60X66X0.75)	1	REV GEAR
12-8	09181-60011	SHIM (60X66X0.8)	1	REV GEAR
12-9	09181-60012	SHIM (60X66X0.85)	1	REV GEAR
12-10	09181-60013	SHIM (60X66X0.9)	1	REV GEAR
13-1	09181-75018	SHIM (75X100X0.5)	1	FWD GEAR
13-2	09181-75019	SHIM (75X100X0.55)	1	FWD GEAR
13-3	09181-75012	SHIM (75X100X0.6)	1	FWD GEAR
13-4	09181-75013	SHIM (75X100X0.65)	1	FWD GEAR
13-5	09181-75008	SHIM (75X100X0.7)	1	FWD GEAR
13-6	09181-75014	SHIM (75X100X0.75)	1	FWD GEAR
13-7	09181-75009	SHIM (75X100X0.8)	1	FWD GEAR
13-8	09181-75015	SHIM (75X100X0.85)	1	FWD GEAR
13-9	09181-75010	SHIM (75X100X0.9)	1	FWD GEAR
13-10	09181-75016	SHIM (75X100X0.95)	1	FWD GEAR
13-11	09181-75011	SHIM (75X100X1)	1	FWD GEAR
14	09269-75002	BEARING (75X100X4)	1	
15	57610-93J20	SHAFT, PROPELLER	1	
16	57621-93J20	SHIFTER, CLUTCH DOG	1	
17	09202-08007	PIN	1	
18	57631-93J00	PIN, CONNECTOR	1	
19	09440-52003	SPRING	1	
20	09440-09040	SPRING	1	
21	06111-07004	BALL	2	
22	06111-11004	BALL	2	
23	57622-93J00	SPACER, FWD THRUST	1	
24	09160-30055	WASHER (30X47X6)	1	
25	09160-30056	WASHER (32X47X3)	1	
26	09269-30014	BEARING (30X47X2)	1	
27-1	56120-93J12-0EP	HOUSING, PROP SFT BRG (BLACK)	1	UP TO VIN.210088
27-2	56120-93J13-0EP	HOUSING, PROP SFT BRG (BLACK)	1	FROM VIN.210089
28	09263-30023	·BEARING (30X40X25)	2	
29	09280-00040	·O RING (D:3.1,ID:104.4)	1	
30	09282-30006	·OIL SEAL (30X45X6)	2	
31	09381-40003	·CIRCLIP	1	

FIG.86

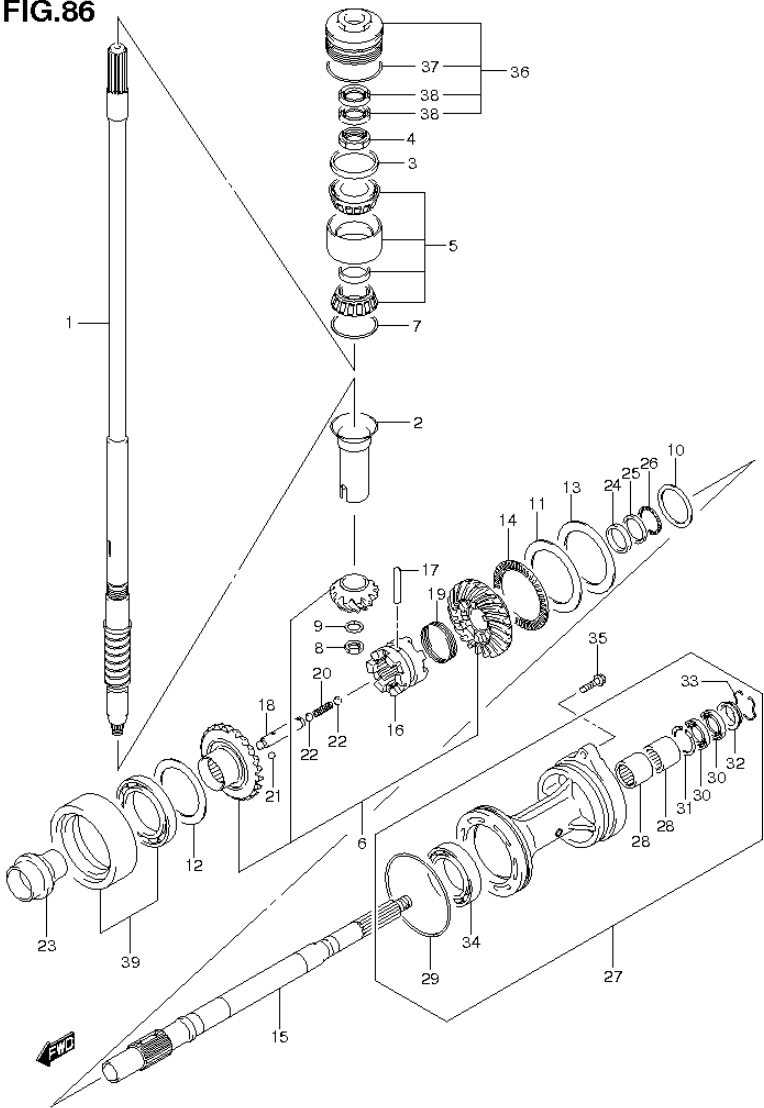


FIG. 86 (1-J-8) TRANSMISSION (DF150Z E1)

REF NO.	PART NO.	DESCRIPTION	Q' TY	REMARKS
32	56123-93J00	·PROTECTOR, OIL SEAL	1	UP TO VIN.210088
33	09387-45001	·RING	1	UP TO VIN.210088
34	09263-50009	·BEARING (50X65X25)	1	
35	29116-93J10	BOLT, PROP SHAFT BEARING HSG (8X35)	2	
36	56130-93J01	HOUSING, DRIVE SHAFT BRG	1	
37	09280-66004	·O RING (D:3.1,ID:65.4)	1	
38	09282-24004	·OIL SEAL (24X40X7)	2	
39	56140-93J10	HOUSING, REV GEAR BRG	1	

FIG.87

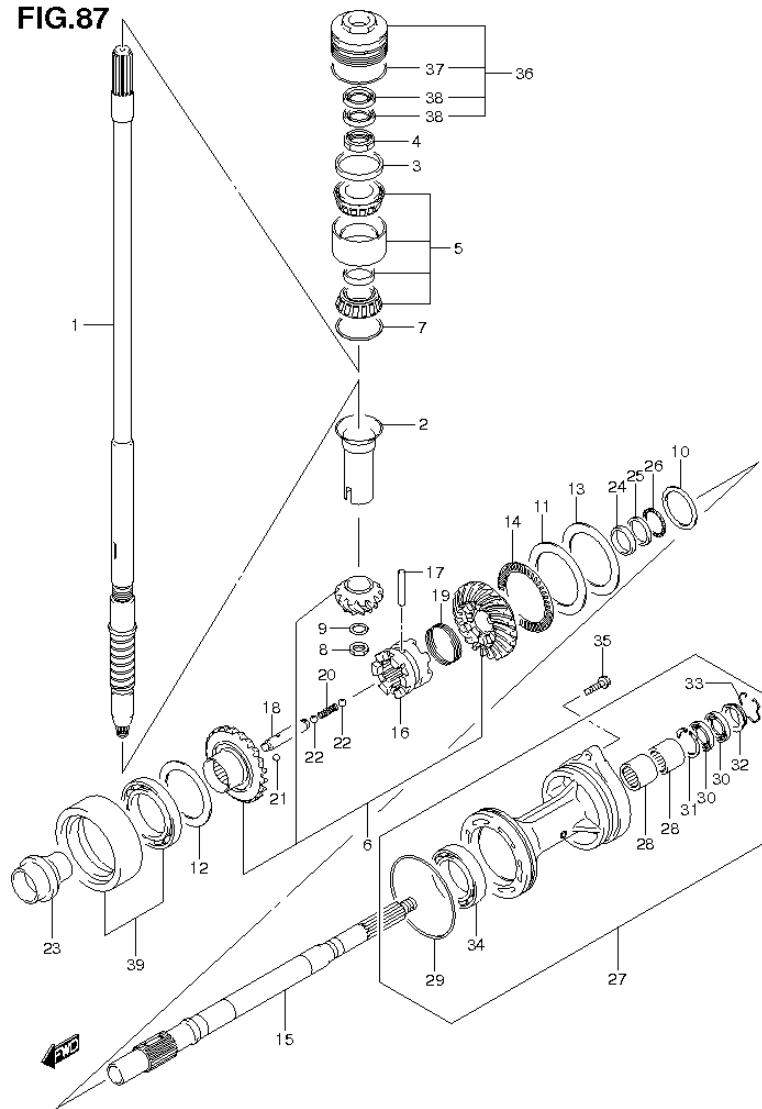


FIG. 87 (1-J-9) TRANSMISSION (DF150Z E40)

REF NO.	PART NO.	DESCRIPTION	Q'TY	REMARKS
1-1	57110-96J40	SHAFT, DRIVE (L)	1	TRANSOM(L)
1-2	57110-96J30	SHAFT, DRIVE (X)	1	TRANSOM(X)
2	57133-93J00	COLLAR, DRIVE SHAFT	1	
3	57134-93J00	SPACER, DRIVE SHAFT BEARING	1	
4	09159-28003	NUT	1	
5	09269-32001	BEARING (32X66X49)	1	
6	57300-96820	PINION/GEAR SET	1	
7-1	09181-60004	SHIM (60X66X0.45)	1	
7-2	09181-60005	SHIM (60X66X0.5)	1	
7-3	09181-60006	SHIM (60X66X0.55)	1	
7-4	09181-60007	SHIM (60X66X0.6)	1	
7-5	09181-60008	SHIM (60X66X0.65)	1	
7-6	09181-60009	SHIM (60X66X0.7)	1	
7-7	09181-60010	SHIM (60X66X0.75)	1	
7-8	09181-60011	SHIM (60X66X0.8)	1	
7-9	09181-60012	SHIM (60X66X0.85)	1	
7-10	09181-60013	SHIM (60X66X0.9)	1	
8	09140-16021	NUT	1	
9	08221-16256	WASHER	1	
10-1	09160-35015	WASHER (35X46X0.6)	1	PROP SHAFT REV
10-2	09160-35013	WASHER (35X46X0.8)	1	PROP SHAFT REV
10-3	09160-35010	WASHER (35X46X1.15)	1	PROP SHAFT REV
10-4	09160-35004	WASHER (35X46X1.2)	1	PROP SHAFT REV
10-5	09160-35006	WASHER (35X46X0.9)	1	PROP SHAFT REV
10-6	09160-35002	WASHER (35X46X1)	1	PROP SHAFT REV
10-7	09160-35008	WASHER (35X46X0.95)	1	PROP SHAFT REV
10-8	09160-35003	WASHER (35X46X1.1)	1	PROP SHAFT REV
10-9	09160-35009	WASHER (35X46X1.05)	1	PROP SHAFT REV
11	09160-75002	WASHER (75X100X2)	1	FWD GEAR
12-1	09181-60004	SHIM (60X66X0.45)	1	REV GEAR
12-2	09181-60005	SHIM (60X66X0.5)	1	REV GEAR
12-3	09181-60006	SHIM (60X66X0.55)	1	REV GEAR
12-4	09181-60007	SHIM (60X66X0.6)	1	REV GEAR
12-5	09181-60008	SHIM (60X66X0.65)	1	REV GEAR

FIG.87

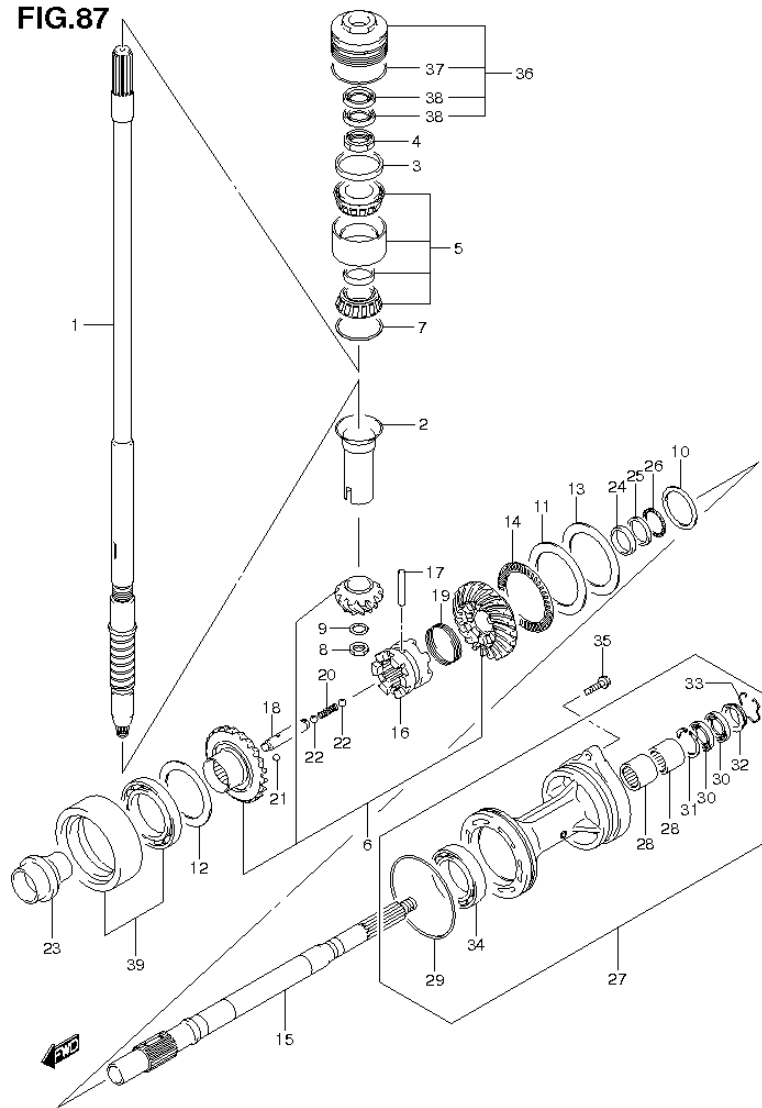


FIG. 87 (1-J-10) TRANSMISSION (DF150Z F40)

REF NO.	PART NO.	DESCRIPTION	Q'TY	REMARKS
12-6	09181-60009	SHIM (60X66X0.7)	1	REV GEAR
12-7	09181-60010	SHIM (60X66X0.75)	1	REV GEAR
12-8	09181-60011	SHIM (60X66X0.8)	1	REV GEAR
12-9	09181-60012	SHIM (60X66X0.85)	1	REV GEAR
12-10	09181-60013	SHIM (60X66X0.9)	1	REV GEAR
13-1	09181-75018	SHIM (75X100X0.5)	1	FWD GEAR
13-2	09181-75019	SHIM (75X100X0.55)	1	FWD GEAR
13-3	09181-75012	SHIM (75X100X0.6)	1	FWD GEAR
13-4	09181-75013	SHIM (75X100X0.65)	1	FWD GEAR
13-5	09181-75008	SHIM (75X100X0.7)	1	FWD GEAR
13-6	09181-75014	SHIM (75X100X0.75)	1	FWD GEAR
13-7	09181-75009	SHIM (75X100X0.8)	1	FWD GEAR
13-8	09181-75015	SHIM (75X100X0.85)	1	FWD GEAR
13-9	09181-75010	SHIM (75X100X0.9)	1	FWD GEAR
13-10	09181-75016	SHIM (75X100X0.95)	1	FWD GEAR
13-11	09181-75011	SHIM (75X100X1)	1	FWD GEAR
14	09269-75002	BEARING (75X100X4)	1	
15	57610-93J20	SHAFT, PROPELLER	1	
16	57621-93J20	SHIFTER, CLUTCH DOG	1	
17	09202-08007	PIN	1	
18	57631-93J00	PIN, CONNECTOR	1	
19	09440-52003	SPRING	1	
20	09440-09040	SPRING	1	
21	06111-07004	BALL	2	
22	06111-11004	BALL	2	
23	57622-93J00	SPACER, FWD THRUST	1	
24	09160-30055	WASHER (30X47X6)	1	
25	09160-30056	WASHER (32X47X3)	1	
26	09269-30014	BEARING (30X47X2)	1	
27-1	56120-93J12-0EP	HOUSING, PROP SFT BRG (BLACK)	1	UP TO VIN.210088
27-2	56120-93J13-0EP	HOUSING, PROP SFT BRG (BLACK)	1	FROM VIN.210089
28	09263-30023	·BEARING (30X40X25)	2	
29	09280-00040	·O RING (D:3.1,ID:104.4)	1	
30	09282-30006	·OIL SEAL (30X45X6)	2	
31	09381-40003	·CIRCLIP	1	

FIG.87

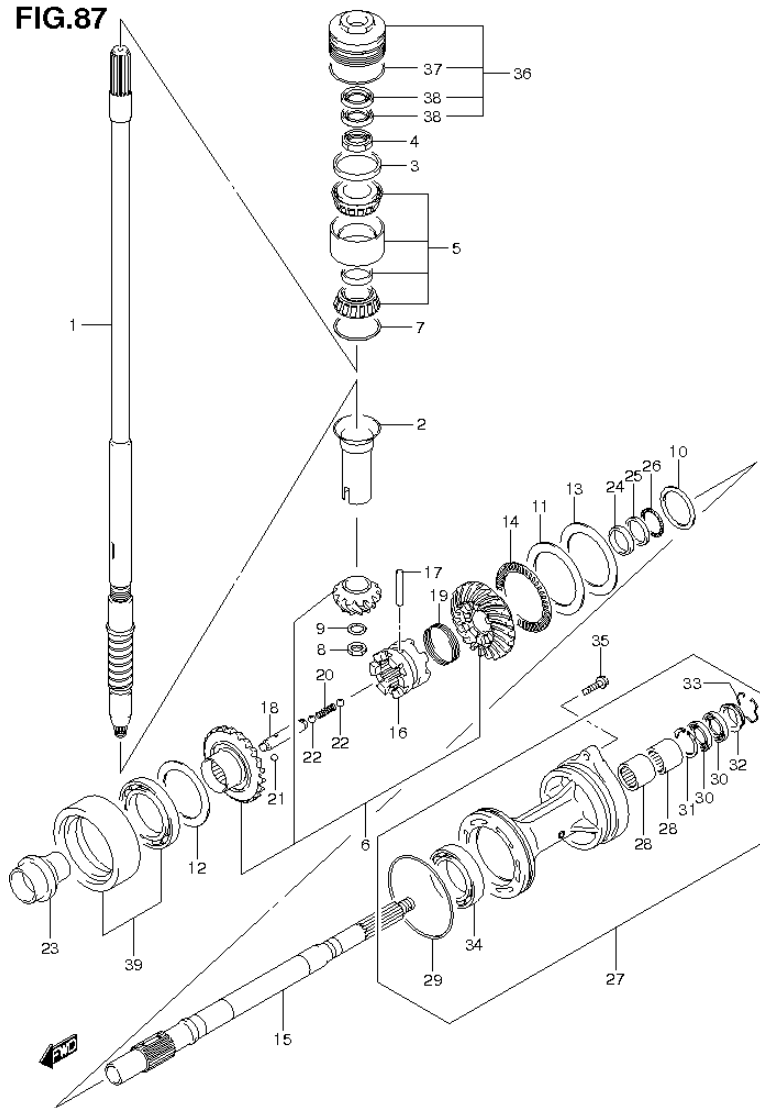


FIG. 87 (1-J-11) TRANSMISSION (DF150Z E40)

REF NO.	PART NO.	DESCRIPTION	Q'TY	REMARKS
32	56123-93J00	·PROTECTOR, OIL SEAL	1	UP TO VIN.210088
33	09387-45001	·RING	1	UP TO VIN.210088
34	09263-50009	·BEARING (50X65X25)	1	
35	29116-93J10	BOLT, PROP SHAFT BEARING HSG (8X35)	2	
36	56130-93J01	HOUSING, DRIVE SHAFT BRG	1	
37	09280-66004	·O RING (D:3.1,ID:65.4)	1	
38	09282-24004	·OIL SEAL (24X40X7)	2	
39	56140-93J10	HOUSING, REV GEAR BRG	1	

FIG.88

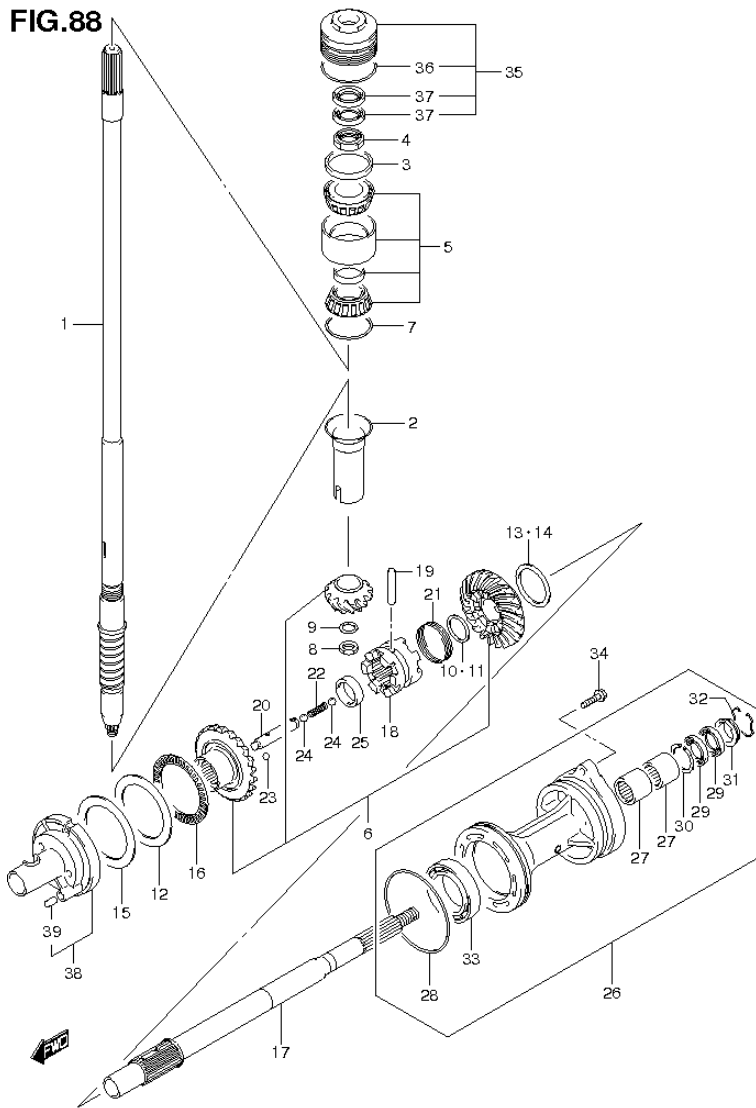


FIG. 88 (1-J-12) TRANSMISSION (DF175T E1)

REF NO.	PART NO.	DESCRIPTION	Q'TY	REMARKS
1-1	57110-96J40	SHAFT, DRIVE (L)	1	TRANSOM(L)
1-2	57110-96J30	SHAFT, DRIVE (X)	1	TRANSOM(X)
2	57133-93J00	COLLAR, DRIVE SHAFT	1	
3	57134-93J00	SPACER, DRIVE SHAFT BEARING	1	
4	09159-28003	NUT	1	
5	09269-32001	BEARING (32X66X49)	1	
6	57300-96810	PINION/GEAR SET	1	
7-1	09181-60004	SHIM (60X66X0.45)	1	
7-2	09181-60005	SHIM (60X66X0.5)	1	
7-3	09181-60006	SHIM (60X66X0.55)	1	
7-4	09181-60007	SHIM (60X66X0.6)	1	
7-5	09181-60008	SHIM (60X66X0.65)	1	
7-6	09181-60009	SHIM (60X66X0.7)	1	
7-7	09181-60010	SHIM (60X66X0.75)	1	
7-8	09181-60011	SHIM (60X66X0.8)	1	
7-9	09181-60012	SHIM (60X66X0.85)	1	
7-10	09181-60013	SHIM (60X66X0.9)	1	
8	09140-16021	NUT	1	
9	08221-16256	WASHER	1	
10	57500-87861	SHIM SET, PROP SHAFT REV	1	
11-1	08211-30382	·WASHER	1	
11-2	09160-30036	·WASHER (30X38X1.7)	1	
11-3	09160-30037	·WASHER (30X38X1.9)	1	
11-4	09160-30038	·WASHER (30X38X2.1)	1	
11-5	08211-30384	·WASHER	1	
11-6	09160-30039	·WASHER (30X38X2.3)	1	
11-7	09160-30041	·WASHER (30X38X2.4)	1	
11-8	08211-30385	·WASHER	1	
11-9	09160-30042	·WASHER (30X38X2.6)	1	
11-10	09160-30043	·WASHER (30X38X2.7)	1	
11-11	09160-30044	·WASHER (30X38X2.8)	1	
12	09160-75002	WASHER (75X100X2)	1	FWD GEAR
13	57500-87852	SHIM SET, REV GEAR	1	REV GEAR

FIG.88

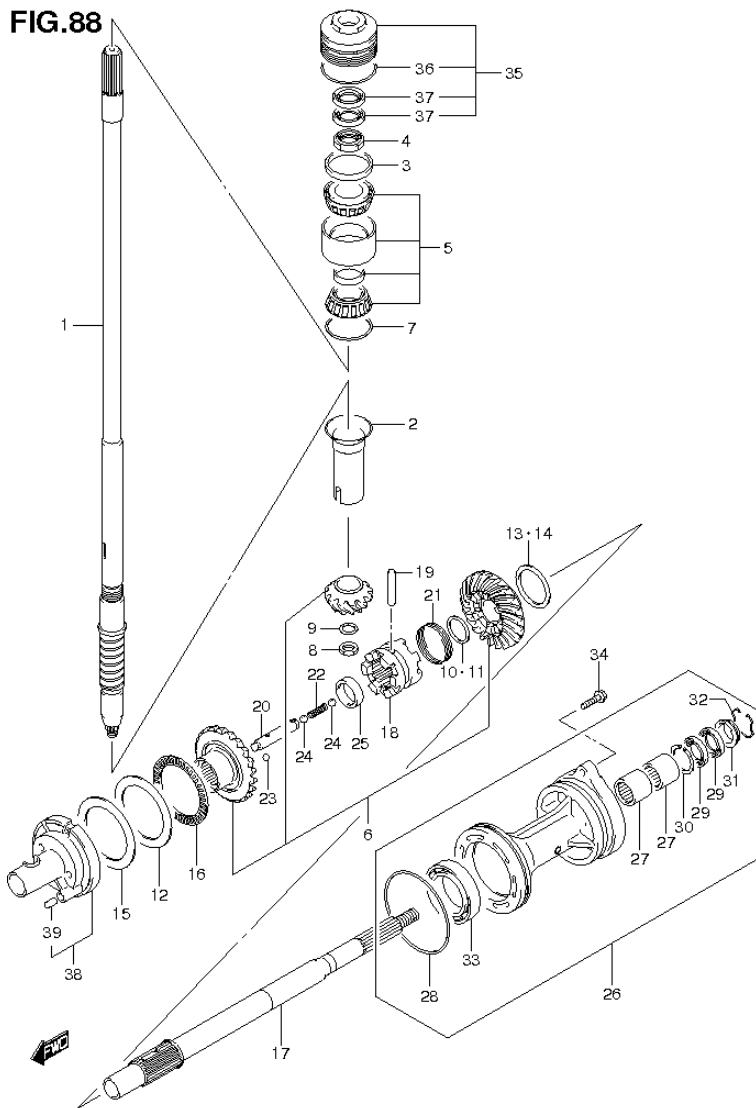


FIG. 88 (1-J-13) TRANSMISSION (DF175T E1)

REF NO.	PART NO.	DESCRIPTION	Q'TY	REMARKS
14-1	09181-50013	·SHIM (50X62X1)	1	REV GEAR
14-2	09181-50012	·SHIM (50X62X1.1)	1	REV GEAR
14-3	09181-50005	·SHIM (50X62X1.2)	1	REV GEAR
14-4	09181-50006	·SHIM (50X62X1.3)	1	REV GEAR
14-5	09181-50007	·SHIM (50X62X1.4)	1	REV GEAR
14-6	09181-50008	·SHIM (50X62X1.5)	1	REV GEAR
14-7	09181-50009	·SHIM (50X62X1.6)	1	REV GEAR
14-8	09181-50010	·SHIM (50X62X1.7)	1	REV GEAR
15-1	09181-75018	SHIM (75X100X0.5)	1	FWD GEAR
15-2	09181-75019	SHIM (75X100X0.55)	1	FWD GEAR
15-3	09181-75012	SHIM (75X100X0.6)	1	FWD GEAR
15-4	09181-75013	SHIM (75X100X0.65)	1	FWD GEAR
15-5	09181-75008	SHIM (75X100X0.7)	1	FWD GEAR
15-6	09181-75014	SHIM (75X100X0.75)	1	FWD GEAR
15-7	09181-75009	SHIM (75X100X0.8)	1	FWD GEAR
15-8	09181-75015	SHIM (75X100X0.85)	1	FWD GEAR
15-9	09181-75010	SHIM (75X100X0.9)	1	FWD GEAR
15-10	09181-75016	SHIM (75X100X0.95)	1	FWD GEAR
15-11	09181-75011	SHIM (75X100X1)	1	FWD GEAR
16	09269-75002	BEARING (75X100X4)	1	
17	57610-93J00	SHAFT, PROPELLER	1	
18	57621-93J10	SHIFTER, CLUTCH DOG	1	
19	09202-08007	PIN	1	
20	57631-93J00	PIN, CONNECTOR	1	
21	09440-52003	SPRING	1	
22	09440-09040	SPRING	1	
23	06111-07004	BALL	2	
24	06111-11004	BALL	2	
25	09180-25082	SPACER (25X36.5X9.5)	1	

FIG.88

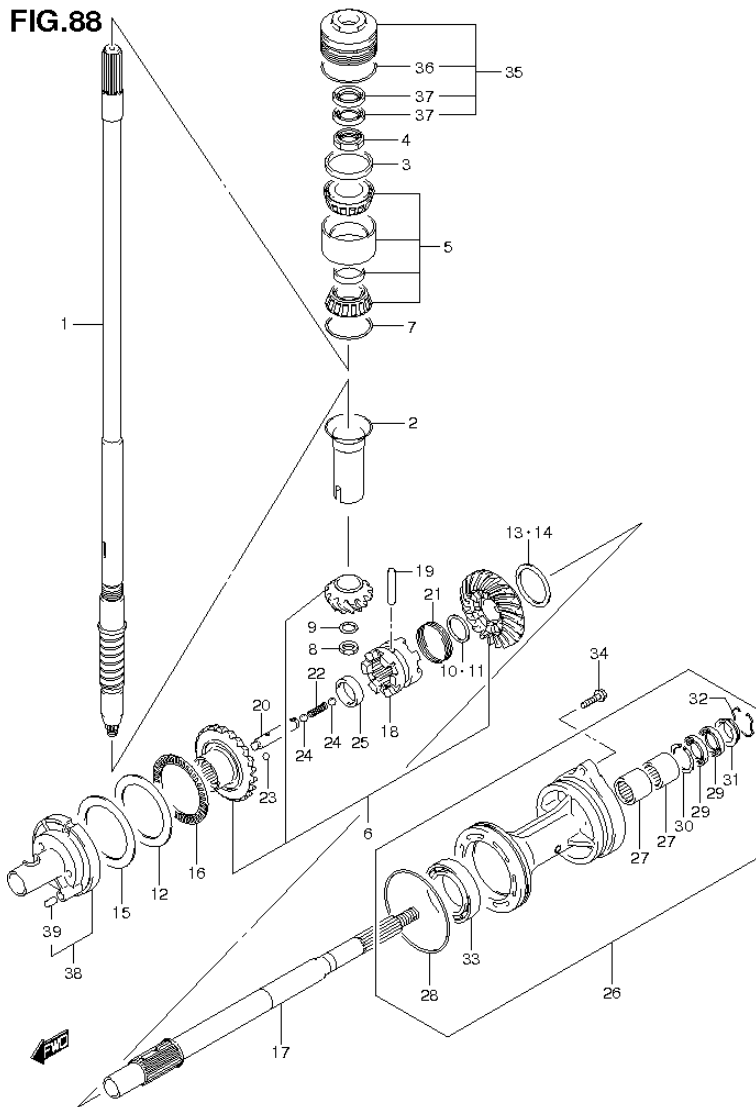


FIG.88 (1-J-14) TRANSMISSION (DF175T E1)

REF NO.	PART NO.	DESCRIPTION	Q' TY	REMARKS
26-1	56120-93J02-0EP	HOUSING, PROP SFT BRG (BLACK)	1	UP TO VIN.210587
26-2	56120-93J03-0EP	HOUSING, PROP SFT BRG (BLACK)	1	FROM VIN.210588
27	09263-30023	·BEARING (30X40X25)	2	
28	09280-00040	·O RING (D:3.1,ID:104.4)	1	
29	09282-30006	·OIL SEAL (30X45X6)	2	
30	09381-40003	·CIRCLIP	1	
31	56123-93J00	·PROTECTOR, OIL SEAL	1	UP TO VIN.210587
32	09387-45001	·RING	1	UP TO VIN.210587
33	08113-60100	·BEARING	1	
34	29116-93J10	BOLT, PROP SHAFT BEARING HSG (8X35)	2	
35	56130-93J01	HOUSING, DRIVE SHAFT BRG	1	
36	09280-66004	·O RING (D:3.1,ID:65.4)	1	
37	09282-24004	·OIL SEAL (24X40X7)	2	
38	56140-93J01	HOUSING, FWD GEAR BRG	1	
39	04221-08129	·PIN	1	



FIG.89

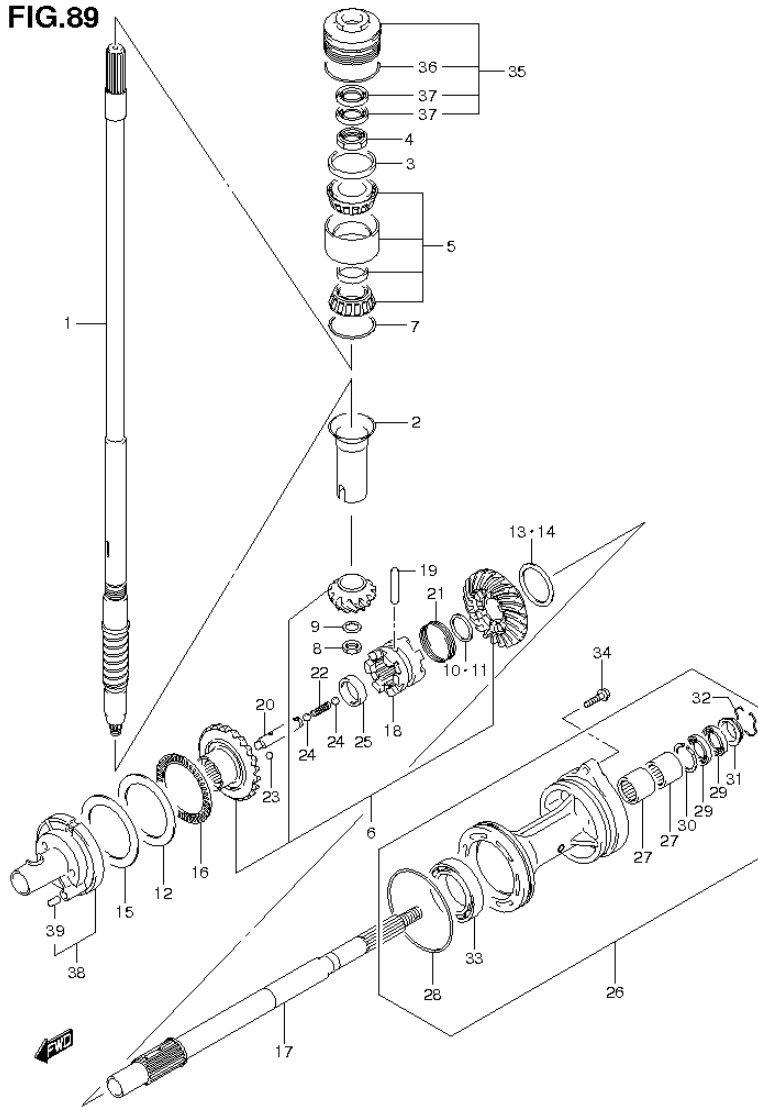


FIG. 89 (1-J-15) TRANSMISSION (DF175T E40)

REF NO.	PART NO.	DESCRIPTION	Q'TY	REMARKS
1-1	57110-96J40	SHAFT, DRIVE (L)	1	TRANSOM(L)
1-2	57110-96J30	SHAFT, DRIVE (X)	1	TRANSOM(X)
2	57133-93J00	COLLAR, DRIVE SHAFT	1	
3	57134-93J00	SPACER, DRIVE SHAFT BEARING	1	
4	09159-28003	NUT	1	
5	09269-32001	BEARING (32X66X49)	1	
6	57300-96810	PINION/GEAR SET	1	
7-1	09181-60004	SHIM (60X66X0.45)	1	
7-2	09181-60005	SHIM (60X66X0.5)	1	
7-3	09181-60006	SHIM (60X66X0.55)	1	
7-4	09181-60007	SHIM (60X66X0.6)	1	
7-5	09181-60008	SHIM (60X66X0.65)	1	
7-6	09181-60009	SHIM (60X66X0.7)	1	
7-7	09181-60010	SHIM (60X66X0.75)	1	
7-8	09181-60011	SHIM (60X66X0.8)	1	
7-9	09181-60012	SHIM (60X66X0.85)	1	
7-10	09181-60013	SHIM (60X66X0.9)	1	
8	09140-16021	NUT	1	
9	08221-16256	WASHER	1	
10	57500-87861	SHIM SET, PROP SHAFT REV	1	
11-1	08211-30382	·WASHER	1	
11-2	09160-30036	·WASHER (30X38X1.7)	1	
11-3	09160-30037	·WASHER (30X38X1.9)	1	
11-4	09160-30038	·WASHER (30X38X2.1)	1	
11-5	08211-30384	·WASHER	1	
11-6	09160-30039	·WASHER (30X38X2.3)	1	
11-7	09160-30041	·WASHER (30X38X2.4)	1	
11-8	08211-30385	·WASHER	1	
11-9	09160-30042	·WASHER (30X38X2.6)	1	
11-10	09160-30043	·WASHER (30X38X2.7)	1	
11-11	09160-30044	·WASHER (30X38X2.8)	1	
12	09160-75002	WASHER (75X100X2)	1	FWD GEAR
13	57500-87852	SHIM SET, REV GEAR	1	REV GEAR

FIG.89

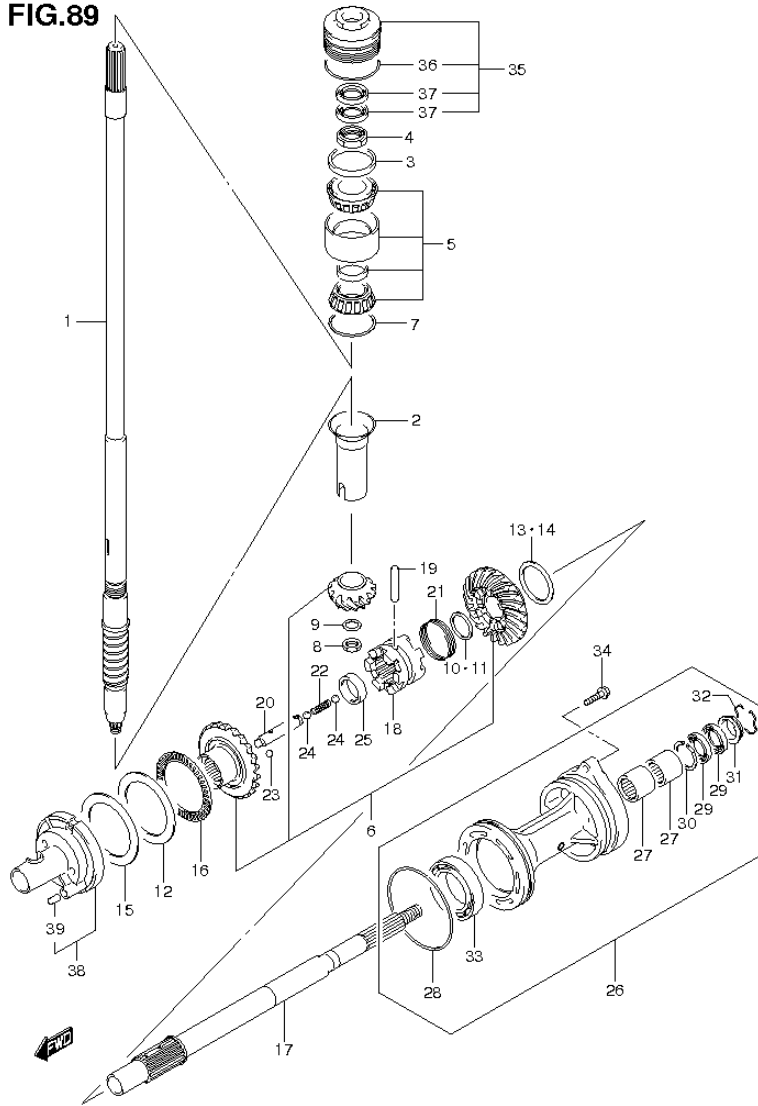


FIG.89 (1-K-2) TRANSMISSION (DF175T E40)

REF NO.	PART NO.	DESCRIPTION	Q'TY	REMARKS
14-1	09181-50013	·SHIM (50X62X1)	1	REV GEAR
14-2	09181-50012	·SHIM (50X62X1.1)	1	REV GEAR
14-3	09181-50005	·SHIM (50X62X1.2)	1	REV GEAR
14-4	09181-50006	·SHIM (50X62X1.3)	1	REV GEAR
14-5	09181-50007	·SHIM (50X62X1.4)	1	REV GEAR
14-6	09181-50008	·SHIM (50X62X1.5)	1	REV GEAR
14-7	09181-50009	·SHIM (50X62X1.6)	1	REV GEAR
14-8	09181-50010	·SHIM (50X62X1.7)	1	REV GEAR
15-1	09181-75018	SHIM (75X100X0.5)	1	FWD GEAR
15-2	09181-75019	SHIM (75X100X0.55)	1	FWD GEAR
15-3	09181-75012	SHIM (75X100X0.6)	1	FWD GEAR
15-4	09181-75013	SHIM (75X100X0.65)	1	FWD GEAR
15-5	09181-75008	SHIM (75X100X0.7)	1	FWD GEAR
15-6	09181-75014	SHIM (75X100X0.75)	1	FWD GEAR
15-7	09181-75009	SHIM (75X100X0.8)	1	FWD GEAR
15-8	09181-75015	SHIM (75X100X0.85)	1	FWD GEAR
15-9	09181-75010	SHIM (75X100X0.9)	1	FWD GEAR
15-10	09181-75016	SHIM (75X100X0.95)	1	FWD GEAR
15-11	09181-75011	SHIM (75X100X1)	1	FWD GEAR
16	09269-75002	BEARING (75X100X4)	1	
17	57610-93J00	SHAFT, PROPELLER	1	
18	57621-93J10	SHIFTER, CLUTCH DOG	1	
19	09202-08007	PIN	1	
20	57631-93J00	PIN, CONNECTOR	1	
21	09440-52003	SPRING	1	
22	09440-09040	SPRING	1	
23	06111-07004	BALL	2	
24	06111-11004	BALL	2	
25	09180-25082	SPACER (25X36.5X9.5)	1	

FIG.89

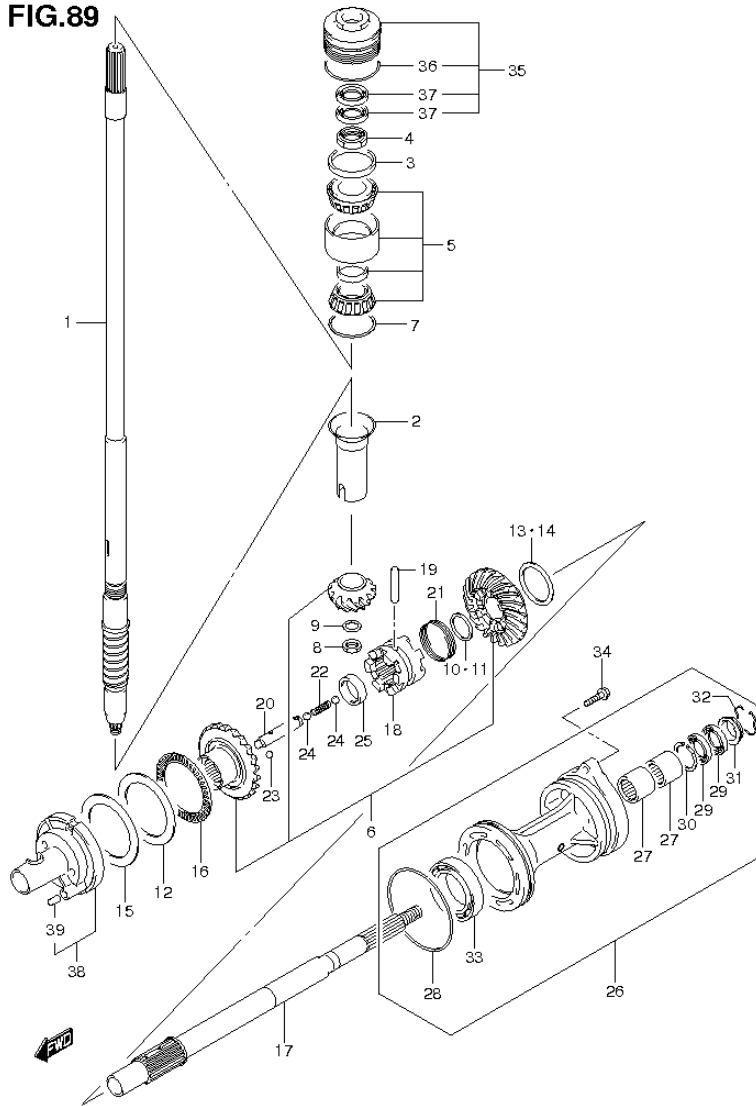


FIG.89 (1-K-3) TRANSMISSION (DF175T E40)

REF NO.	PART NO.	DESCRIPTION	Q'TY	REMARKS
26-1	56120-93J02-0EP	HOUSING, PROP SFT BRG (BLACK)	1	UP TO VIN.210587
26-2	56120-93J03-0EP	HOUSING, PROP SFT BRG (BLACK)	1	FROM VIN.210588
27	09263-30023	·BEARING (30X40X25)	2	
28	09280-00040	·O RING (D:3.1,ID:104.4)	1	
29	09282-30006	·OIL SEAL (30X45X6)	2	
30	09381-40003	·CIRCLIP	1	
31	56123-93J00	·PROTECTOR, OIL SEAL	1	UP TO VIN.210587
32	09387-45001	·RING	1	UP TO VIN.210587
33	08113-60100	·BEARING	1	
34	29116-93J10	BOLT, PROP SHAFT BEARING HSG (8X35)	2	
35	56130-93J01	HOUSING, DRIVE SHAFT BRG	1	
36	09280-66004	·O RING (D:3.1,ID:65.4)	1	
37	09282-24004	·OIL SEAL (24X40X7)	2	
38	56140-93J01	HOUSING, FWD GEAR BRG	1	
39	04221-08129	·PIN	1	

FIG.90

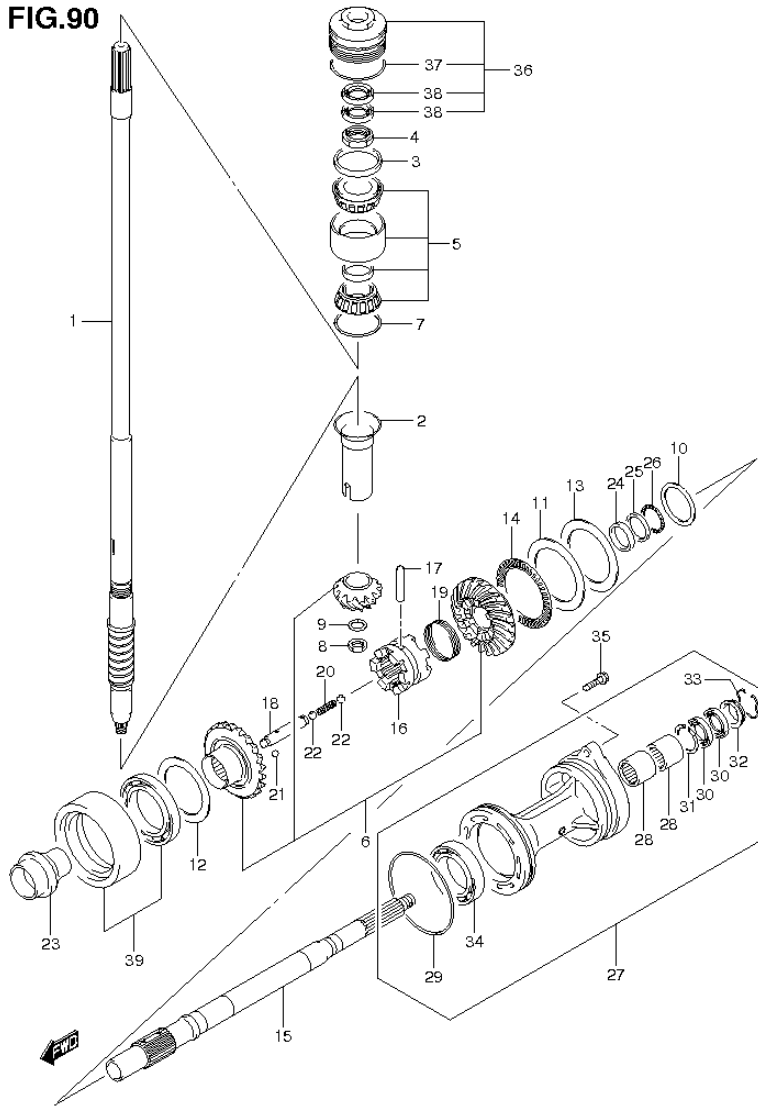


FIG. 90 (1-K-4) TRANSMISSION (DF175Z E1)

REF NO.	PART NO.	DESCRIPTION	Q'TY	REMARKS
1-1	57110-96J40	SHAFT, DRIVE (L)	1	TRANSOM(L)
1-2	57110-96J30	SHAFT, DRIVE (X)	1	TRANSOM(X)
2	57133-93J00	COLLAR, DRIVE SHAFT	1	
3	57134-93J00	SPACER, DRIVE SHAFT BEARING	1	
4	09159-28003	NUT	1	
5	09269-32001	BEARING (32X66X49)	1	
6	57300-96820	PINION/GEAR SET	1	
7-1	09181-60004	SHIM (60X66X0.45)	1	
7-2	09181-60005	SHIM (60X66X0.5)	1	
7-3	09181-60006	SHIM (60X66X0.55)	1	
7-4	09181-60007	SHIM (60X66X0.6)	1	
7-5	09181-60008	SHIM (60X66X0.65)	1	
7-6	09181-60009	SHIM (60X66X0.7)	1	
7-7	09181-60010	SHIM (60X66X0.75)	1	
7-8	09181-60011	SHIM (60X66X0.8)	1	
7-9	09181-60012	SHIM (60X66X0.85)	1	
7-10	09181-60013	SHIM (60X66X0.9)	1	
8	09140-16021	NUT	1	
9	08221-16256	WASHER	1	
10-1	09160-35015	WASHER (35X46X0.6)	1	PROP SHAFT REV
10-2	09160-35013	WASHER (35X46X0.8)	1	PROP SHAFT REV
10-3	09160-35010	WASHER (35X46X1.15)	1	PROP SHAFT REV
10-4	09160-35004	WASHER (35X46X1.2)	1	PROP SHAFT REV
10-5	09160-35006	WASHER (35X46X0.9)	1	PROP SHAFT REV
10-6	09160-35002	WASHER (35X46X1)	1	PROP SHAFT REV
10-7	09160-35008	WASHER (35X46X0.95)	1	PROP SHAFT REV
10-8	09160-35003	WASHER (35X46X1.1)	1	PROP SHAFT REV
10-9	09160-35009	WASHER (35X46X1.05)	1	PROP SHAFT REV
11	09160-75002	WASHER (75X100X2)	1	FWD GEAR
12-1	09181-60004	SHIM (60X66X0.45)	1	REV GEAR
12-2	09181-60005	SHIM (60X66X0.5)	1	REV GEAR
12-3	09181-60006	SHIM (60X66X0.55)	1	REV GEAR
12-4	09181-60007	SHIM (60X66X0.6)	1	REV GEAR
12-5	09181-60008	SHIM (60X66X0.65)	1	REV GEAR

FIG.90

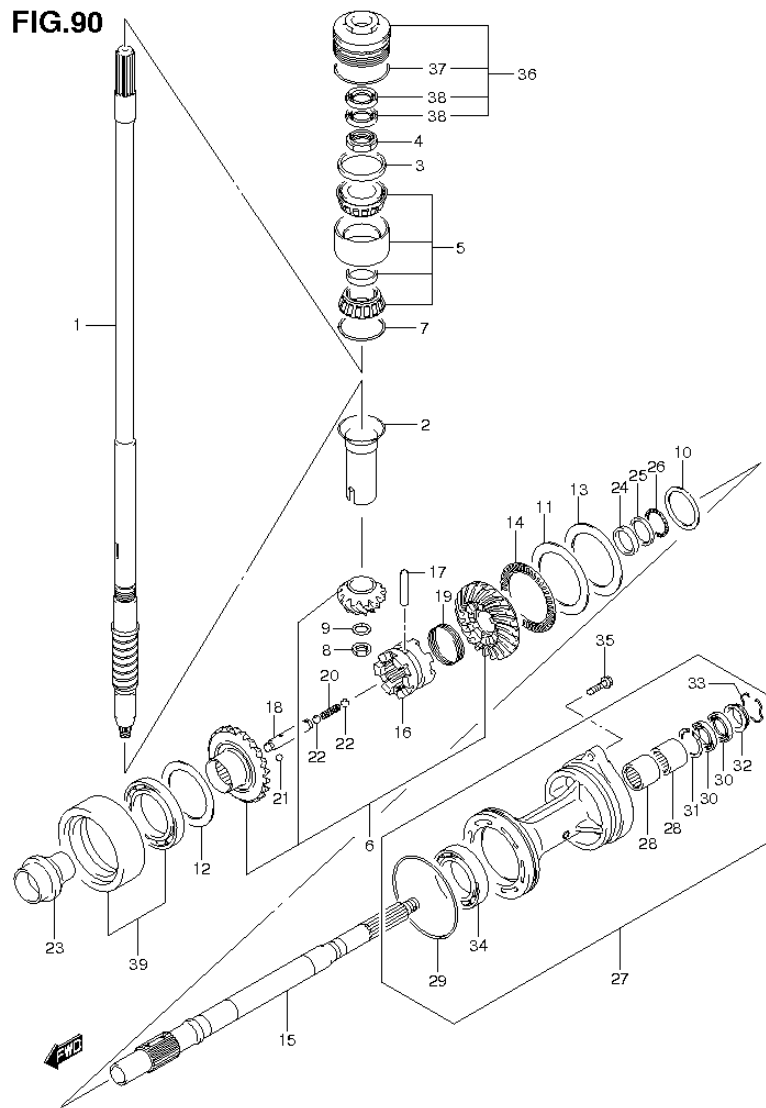


FIG. 90 (1-K-5) TRANSMISSION (DF175Z E1)

REF NO.	PART NO.	DESCRIPTION	Q'TY	REMARKS
12-6	09181-60009	SHIM (60X66X0.7)	1	REV GEAR
12-7	09181-60010	SHIM (60X66X0.75)	1	REV GEAR
12-8	09181-60011	SHIM (60X66X0.8)	1	REV GEAR
12-9	09181-60012	SHIM (60X66X0.85)	1	REV GEAR
12-10	09181-60013	SHIM (60X66X0.9)	1	REV GEAR
13-1	09181-75018	SHIM (75X100X0.5)	1	FWD GEAR
13-2	09181-75019	SHIM (75X100X0.55)	1	FWD GEAR
13-3	09181-75012	SHIM (75X100X0.6)	1	FWD GEAR
13-4	09181-75013	SHIM (75X100X0.65)	1	FWD GEAR
13-5	09181-75008	SHIM (75X100X0.7)	1	FWD GEAR
13-6	09181-75014	SHIM (75X100X0.75)	1	FWD GEAR
13-7	09181-75009	SHIM (75X100X0.8)	1	FWD GEAR
13-8	09181-75015	SHIM (75X100X0.85)	1	FWD GEAR
13-9	09181-75010	SHIM (75X100X0.9)	1	FWD GEAR
13-10	09181-75016	SHIM (75X100X0.95)	1	FWD GEAR
13-11	09181-75011	SHIM (75X100X1)	1	FWD GEAR
14	09269-75002	BEARING (75X100X4)	1	
15	57610-93J20	SHAFT, PROPELLER	1	
16	57621-93J20	SHIFTER, CLUTCH DOG	1	
17	09202-08007	PIN	1	
18	57631-93J00	PIN, CONNECTOR	1	
19	09440-52003	SPRING	1	
20	09440-09040	SPRING	1	
21	06111-07004	BALL	2	
22	06111-11004	BALL	2	
23	57622-93J00	SPACER, FWD THRUST	1	
24	09160-30055	WASHER (30X47X6)	1	
25	09160-30056	WASHER (32X47X3)	1	
26	09269-30014	BEARING (30X47X2)	1	
27-1	56120-93J12-0EP	HOUSING, PROP SFT BRG (BLACK)	1	UP TO VIN.210070
27-2	56120-93J13-0EP	HOUSING, PROP SFT BRG (BLACK)	1	FROM VIN.210071
28	09263-30023	·BEARING (30X40X25)	2	
29	09280-00040	·O RING (D:3.1,ID:104.4)	1	
30	09282-30006	·OIL SEAL (30X45X6)	2	
31	09381-40003	·CIRCLIP	1	

FIG.90

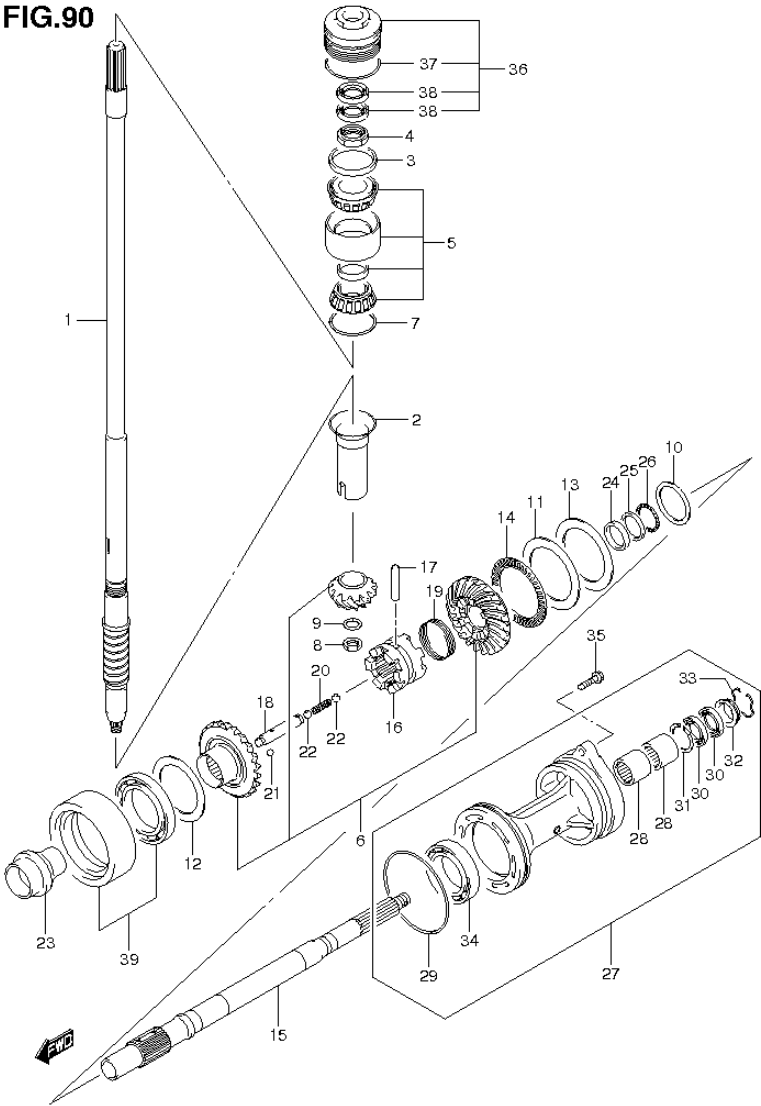


FIG. 90 (1-K-6) TRANSMISSION (DF175Z E1)

REF NO.	PART NO.	DESCRIPTION	Q' TY	REMARKS
32	56123-93J00	·PROTECTOR, OIL SEAL	1	UP TO VIN.210070
33	09387-45001	·RING	1	UP TO VIN.210070
34	09263-50009	·BEARING (50X65X25)	1	
35	29116-93J10	BOLT, PROP SHAFT BEARING HSG (8X35)	2	
36	56130-93J01	HOUSING, DRIVE SHAFT BRG	1	
37	09280-66004	·O RING (D:3.1,ID:65.4)	1	
38	09282-24004	·OIL SEAL (24X40X7)	2	
39	56140-93J10	HOUSING, REV GEAR BRG	1	

FIG.91

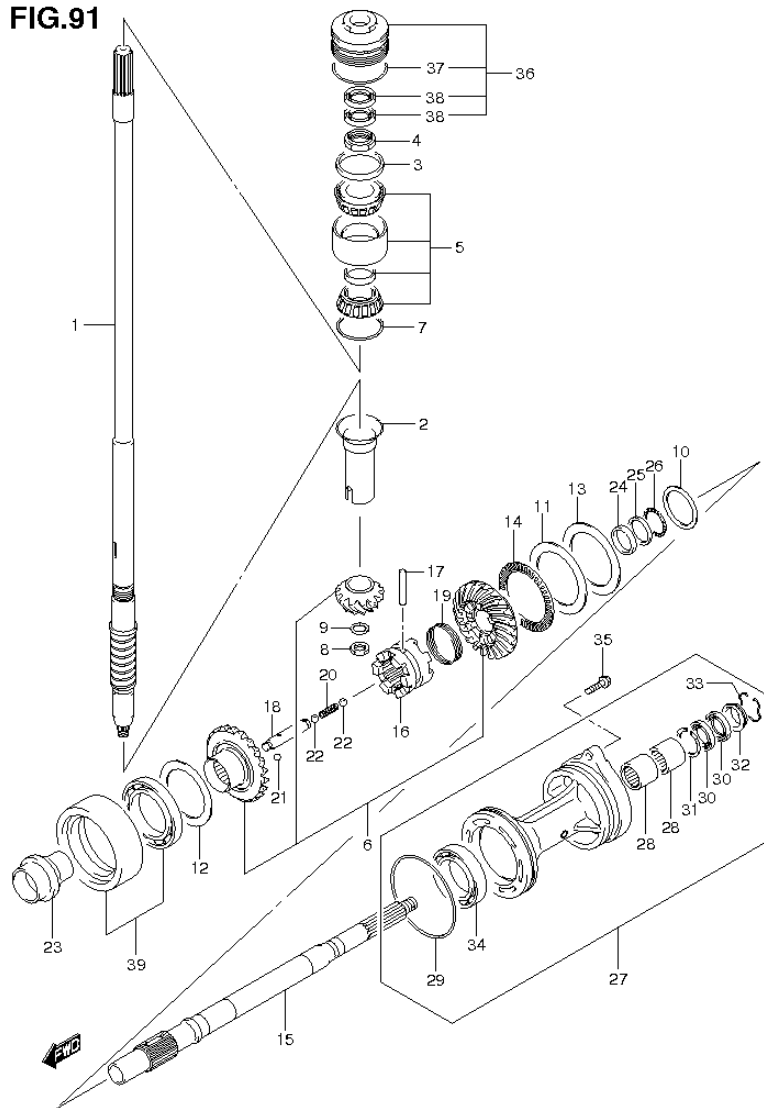


FIG. 91 (1-K-7) TRANSMISSION (DF175Z E40)

REF NO.	PART NO.	DESCRIPTION	Q'TY	REMARKS
1-1	57110-96J40	SHAFT, DRIVE (L)	1	TRANSOM(L)
1-2	57110-96J30	SHAFT, DRIVE (X)	1	TRANSOM(X)
2	57133-93J00	COLLAR, DRIVE SHAFT	1	
3	57134-93J00	SPACER, DRIVE SHAFT BEARING	1	
4	09159-28003	NUT	1	
5	09269-32001	BEARING (32X66X49)	1	
6	57300-96820	PINION/GEAR SET	1	
7-1	09181-60004	SHIM (60X66X0.45)	1	
7-2	09181-60005	SHIM (60X66X0.5)	1	
7-3	09181-60006	SHIM (60X66X0.55)	1	
7-4	09181-60007	SHIM (60X66X0.6)	1	
7-5	09181-60008	SHIM (60X66X0.65)	1	
7-6	09181-60009	SHIM (60X66X0.7)	1	
7-7	09181-60010	SHIM (60X66X0.75)	1	
7-8	09181-60011	SHIM (60X66X0.8)	1	
7-9	09181-60012	SHIM (60X66X0.85)	1	
7-10	09181-60013	SHIM (60X66X0.9)	1	
8	09140-16021	NUT	1	
9	08221-16256	WASHER	1	
10-1	09160-35015	WASHER (35X46X0.6)	1	PROP SHAFT REV
10-2	09160-35013	WASHER (35X46X0.8)	1	PROP SHAFT REV
10-3	09160-35010	WASHER (35X46X1.15)	1	PROP SHAFT REV
10-4	09160-35004	WASHER (35X46X1.2)	1	PROP SHAFT REV
10-5	09160-35006	WASHER (35X46X0.9)	1	PROP SHAFT REV
10-6	09160-35002	WASHER (35X46X1)	1	PROP SHAFT REV
10-7	09160-35008	WASHER (35X46X0.95)	1	PROP SHAFT REV
10-8	09160-35003	WASHER (35X46X1.1)	1	PROP SHAFT REV
10-9	09160-35009	WASHER (35X46X1.05)	1	PROP SHAFT REV
11	09160-75002	WASHER (75X100X2)	1	FWD GEAR
12-1	09181-60004	SHIM (60X66X0.45)	1	REV GEAR
12-2	09181-60005	SHIM (60X66X0.5)	1	REV GEAR
12-3	09181-60006	SHIM (60X66X0.55)	1	REV GEAR
12-4	09181-60007	SHIM (60X66X0.6)	1	REV GEAR
12-5	09181-60008	SHIM (60X66X0.65)	1	REV GEAR

FIG.91

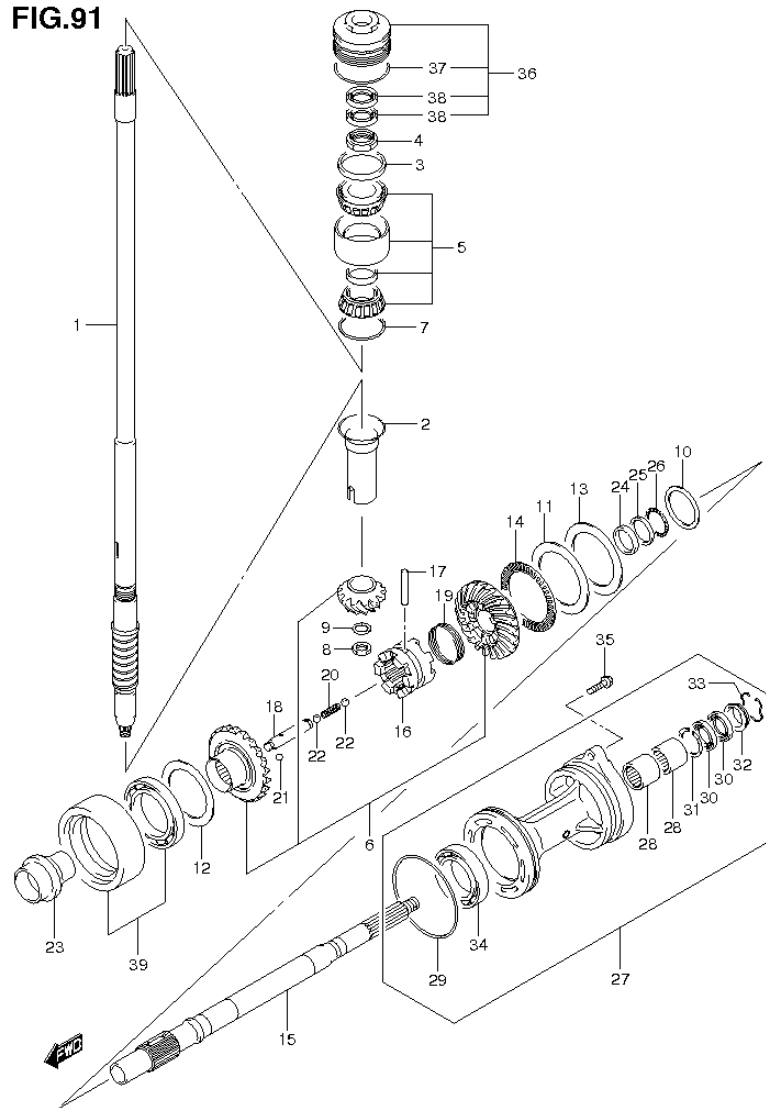


FIG. 91 (1-K-8) TRANSMISSION (DF175Z F40)

REF NO.	PART NO.	DESCRIPTION	Q'TY	REMARKS
12-6	09181-60009	SHIM (60X66X0.7)	1	REV GEAR
12-7	09181-60010	SHIM (60X66X0.75)	1	REV GEAR
12-8	09181-60011	SHIM (60X66X0.8)	1	REV GEAR
12-9	09181-60012	SHIM (60X66X0.85)	1	REV GEAR
12-10	09181-60013	SHIM (60X66X0.9)	1	REV GEAR
13-1	09181-75018	SHIM (75X100X0.5)	1	FWD GEAR
13-2	09181-75019	SHIM (75X100X0.55)	1	FWD GEAR
13-3	09181-75012	SHIM (75X100X0.6)	1	FWD GEAR
13-4	09181-75013	SHIM (75X100X0.65)	1	FWD GEAR
13-5	09181-75008	SHIM (75X100X0.7)	1	FWD GEAR
13-6	09181-75014	SHIM (75X100X0.75)	1	FWD GEAR
13-7	09181-75009	SHIM (75X100X0.8)	1	FWD GEAR
13-8	09181-75015	SHIM (75X100X0.85)	1	FWD GEAR
13-9	09181-75010	SHIM (75X100X0.9)	1	FWD GEAR
13-10	09181-75016	SHIM (75X100X0.95)	1	FWD GEAR
13-11	09181-75011	SHIM (75X100X1)	1	FWD GEAR
14	09269-75002	BEARING (75X100X4)	1	
15	57610-93J20	SHAFT, PROPELLER	1	
16	57621-93J20	SHIFTER, CLUTCH DOG	1	
17	09202-08007	PIN	1	
18	57631-93J00	PIN, CONNECTOR	1	
19	09440-52003	SPRING	1	
20	09440-09040	SPRING	1	
21	06111-07004	BALL	2	
22	06111-11004	BALL	2	
23	57622-93J00	SPACER, FWD THRUST	1	
24	09160-30055	WASHER (30X47X6)	1	
25	09160-30056	WASHER (32X47X3)	1	
26	09269-30014	BEARING (30X47X2)	1	
27-1	56120-93J12-0EP	HOUSING, PROP SFT BRG (BLACK)	1	UP TO VIN.210070
27-2	56120-93J13-0EP	HOUSING, PROP SFT BRG (BLACK)	1	FROM VIN.210071
28	09263-30023	·BEARING (30X40X25)	2	
29	09280-00040	·O RING (D:3.1,ID:104.4)	1	
30	09282-30006	·OIL SEAL (30X45X6)	2	
31	09381-40003	·CIRCLIP	1	



**FIG. 91**

This exploded perspective view illustrates the assembly of a mechanical device. The components are numbered as follows:

- 1**: A long, thin shaft or tube.
- 2**: A small cylindrical component.
- 3**, **4**, **5**, **6**, **7**: A series of stacked rings or washers.
- 8**, **9**: Small circular components, possibly spacers or washers.
- 10**: A ring or washer.
- 11**, **12**, **13**, **14**, **15**: A series of stacked rings or washers.
- 16**: A gear or sprocket.
- 17**: A small cylindrical component.
- 18**, **19**: Small circular components, possibly spacers or washers.
- 20**, **21**, **22**: Small circular components, possibly spacers or washers.
- 23**: A small cylindrical component.
- 24**, **25**, **26**: A series of stacked rings or washers.
- 27**: A long, thin shaft or tube.
- 28**, **29**, **30**, **31**, **32**: A series of stacked rings or washers.
- 33**: A small cylindrical component.
- 34**, **35**: Small circular components, possibly spacers or washers.
- 36**, **37**, **38**: A series of stacked rings or washers.
- 39**: A small cylindrical component.

The assembly is shown in a disassembled state, with components arranged in a linear fashion along a central axis. The exploded view shows the relative positions and orientations of the components, indicating how they fit together. A small arrow in the bottom left corner points towards the assembly, indicating the direction of assembly.

REF NO.	PART NO.	DESCRIPTION	Q'TY	REMARKS
32	56123-93J00	·PROTECTOR, OIL SEAL	1	UP TO VIN.210070
33	09387-45001	·RING	1	UP TO VIN.210070
34	09263-50009	·BEARING (50X65X25)	1	
35	29116-93J10	BOLT, PROP SHAFT BEARING HSG (8X35)	2	
36	56130-93J01	HOUSING, DRIVE SHAFT BRG	1	
37	09280-66004	·O RING (D:3.1,ID:65.4)	1	
38	09282-24004	·OIL SEAL (24X40X7)	2	
39	56140-93J10	HOUSING, REV GEAR BRG	1	

FIG.92

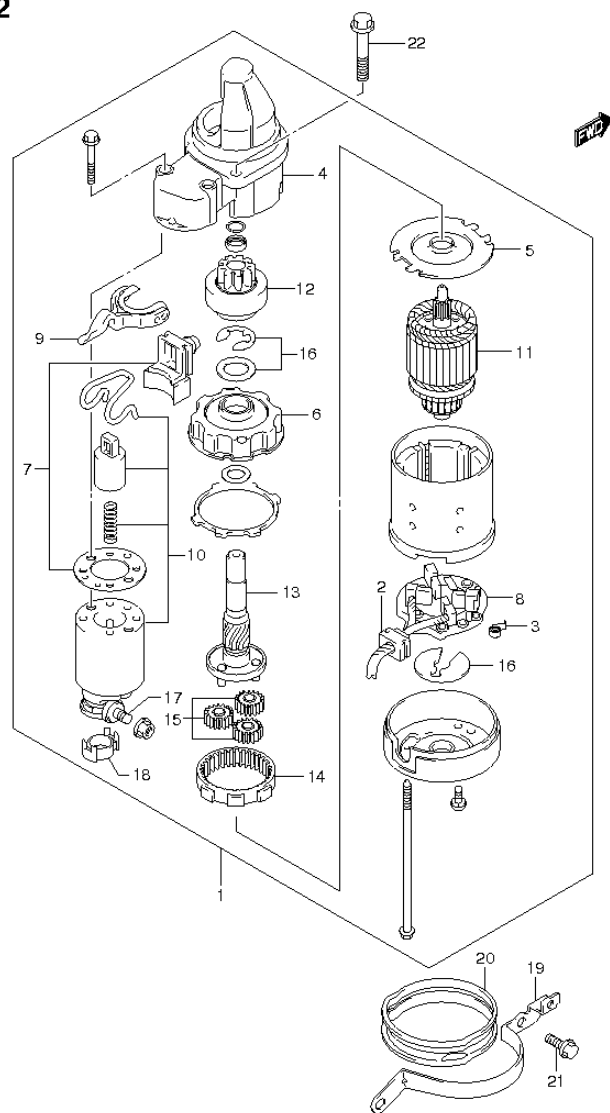


FIG. 92 (1-K-10) STARTING MOTOR

REF NO.	PART NO.	DESCRIPTION	Q' TY	REMARKS
1	31100-96J01	STARTING MOTOR	1	
2	31131-90J01	·BRUSH SET, PLUS	1	
3	31135-90J00	·SPRING	4	
4	31151-94J00	·CASE, GEAR	1	
5	31152-90J00	·PLATE, CENTER	1	
6	31153-90J00	·BRACKET, PLANET GEAR	1	
7	31171-96J00	·COVER KIT, DUST	1	
8	31173-90J01	·HOLDER, BRUSH	1	
9	31191-96J00	·LEVER, SHIFT	1	
10	31220-94J00	·SWITCH, MAGNET	1	
11	31310-90J00	·ARMATURE	1	
12	31320-93J00	·PINION	1	
13	31341-93J00	·SHAFT, PINION	1	
14	31343-90J00	·INTERNAL GEAR	1	
15	31344-90J00	·GEAR, PLANETARY	3	
16	31360-93J01	·WASHER SET	1	
17	31913-93J00	·TERMINAL	1	
18	31914-93J00	·CAP, TERMINAL	1	
19	31912-96J00	BAND, STARTING MOTOR	1	
20	31918-90J10	DAMPER, LOWER	1	
21	01550-08207	BOLT	2	
22	01550-08357	BOLT	2	

FIG.93

FIG.93 (1-K-11) MAGNETO (DF150T E1)

REF NO.	PART NO.	DESCRIPTION	Q' TY	REMARKS
1	32102-96J02	FLYWHEEL	1	
2	09103-12071	BOLT (12X26)	8	
3	09202-06031	PIN	1	
4	32120-96J00	COIL, BATTERY CHARGING	1	
5	32160-87L00	COIL, IGNITION TIMING	1	
6	09106-05030	BOLT (5X10)	2	
7	33220-58J20	SENSOR, CAM POSITION	1	
8	07130-06167	BOLT	1	
9	09103-06231	BOLT (6X35)	4	
10	09403-13408	CLAMP	1	
11	01550-06127	BOLT	1	
12	11185-96J00	COVER, SENSOR	1	

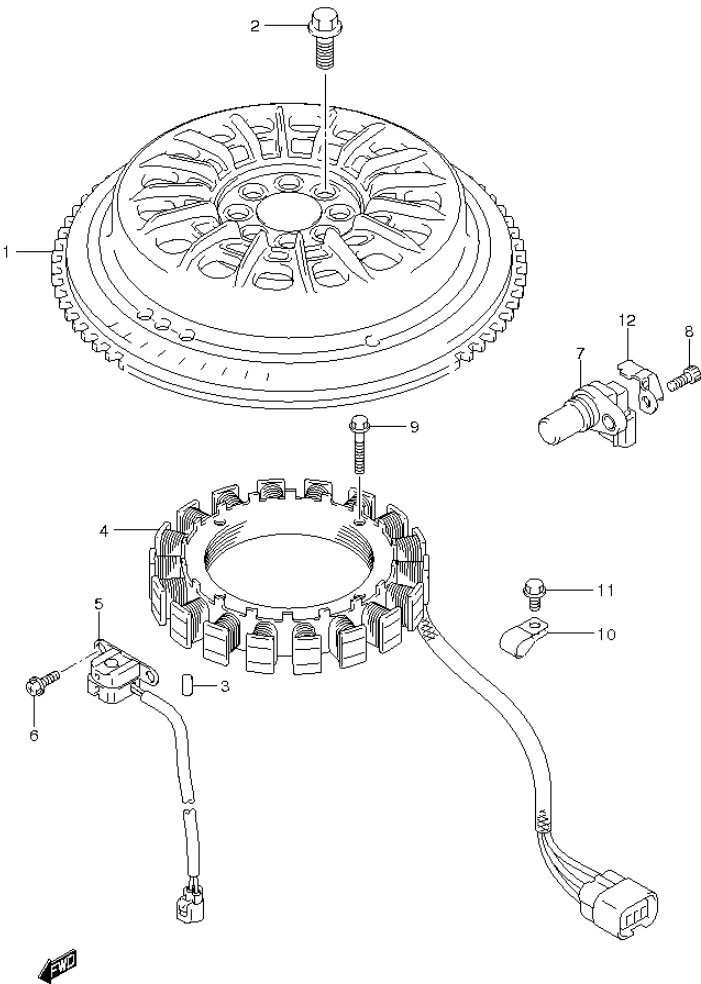


FIG.94

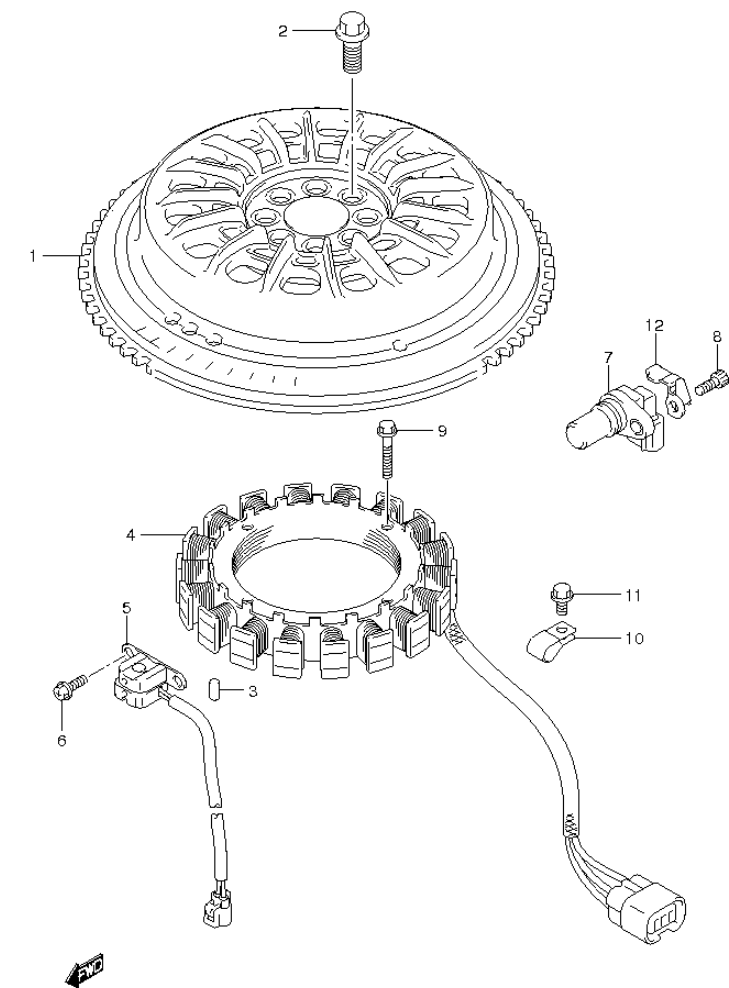


FIG. 94 (1-K-12) MAGNETO (DF150T E40)

REF. NO.	PART NO.	DESCRIPTION	Q' TY	REMARKS
1	32102-96J02	FLYWHEEL	1	
2	09103-12071	BOLT (12X26)	8	
3	09202-06031	PIN	1	
4	32120-96J00	COIL, BATTERY CHARGING	1	
5	32160-87L00	COIL, IGNITION TIMING	1	
6	09106-05030	BOLT (5X10)	2	
7	33220-58J20	SENSOR, CAM POSITION	1	
8	07130-06167	BOLT	1	
9	09103-06231	BOLT (6X35)	4	
10	09403-13408	CLAMP	1	
11	01550-06127	BOLT	1	
12	11185-96J00	COVER, SENSOR	1	

FIG.95

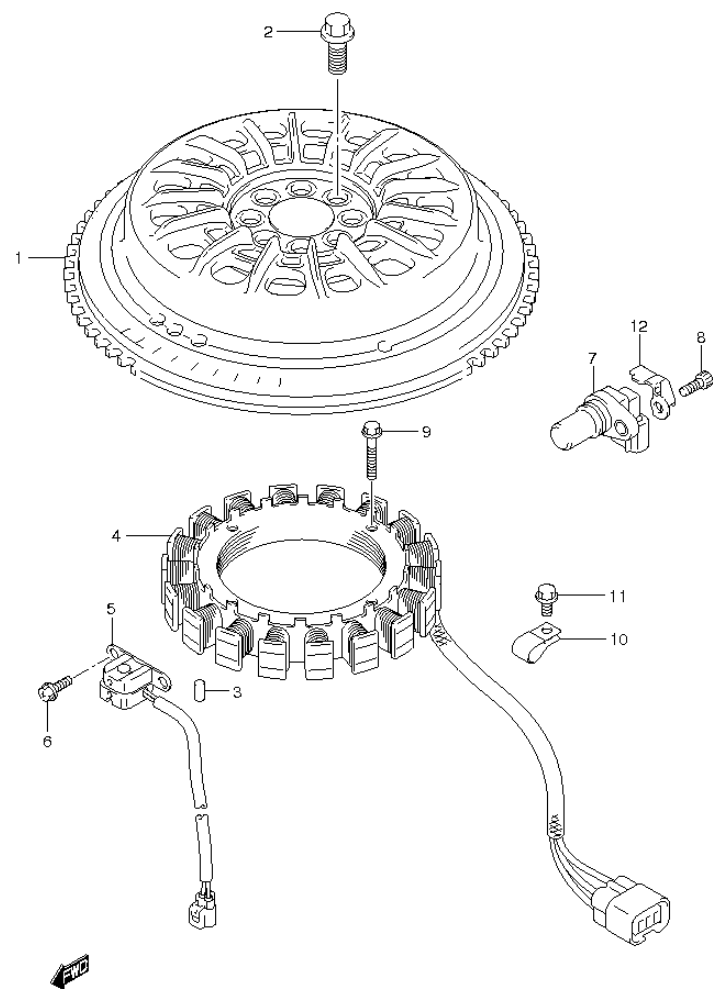


FIG. 95 (1-K-13) MAGNETO (DF150Z E1)

REF. NO.	PART NO.	DESCRIPTION	Q' TY	REMARKS
1	32102-96J02	FLYWHEEL	1	
2	09103-12071	BOLT (12X26)	8	
3	09202-06031	PIN	1	
4	32120-96J00	COIL, BATTERY CHARGING	1	
5	32160-87L00	COIL, IGNITION TIMING	1	
6	09106-05030	BOLT (5X10)	2	
7	33220-58J20	SENSOR, CAM POSITION	1	
8	07130-06167	BOLT	1	
9	09103-06231	BOLT (6X35)	4	
10	09403-13408	CLAMP	1	
11	01550-06127	BOLT	1	
12	11185-96J00	COVER, SENSOR	1	

FIG.96

FIG.96 (1-K-14) MAGNETO (DF150Z E40)

REF. NO.	PART NO.	DESCRIPTION	Q' TY	REMARKS
1	32102-96J02	FLYWHEEL	1	
2	09103-12071	BOLT (12X26)	8	
3	09202-06031	PIN	1	
4	32120-96J00	COIL, BATTERY CHARGING	1	
5	32160-87L00	COIL, IGNITION TIMING	1	
6	09106-05030	BOLT (5X10)	2	
7	33220-58J20	SENSOR, CAM POSITION	1	
8	07130-06167	BOLT	1	
9	09103-06231	BOLT (6X35)	4	
10	09403-13408	CLAMP	1	
11	01550-06127	BOLT	1	
12	11185-96J00	COVER, SENSOR	1	

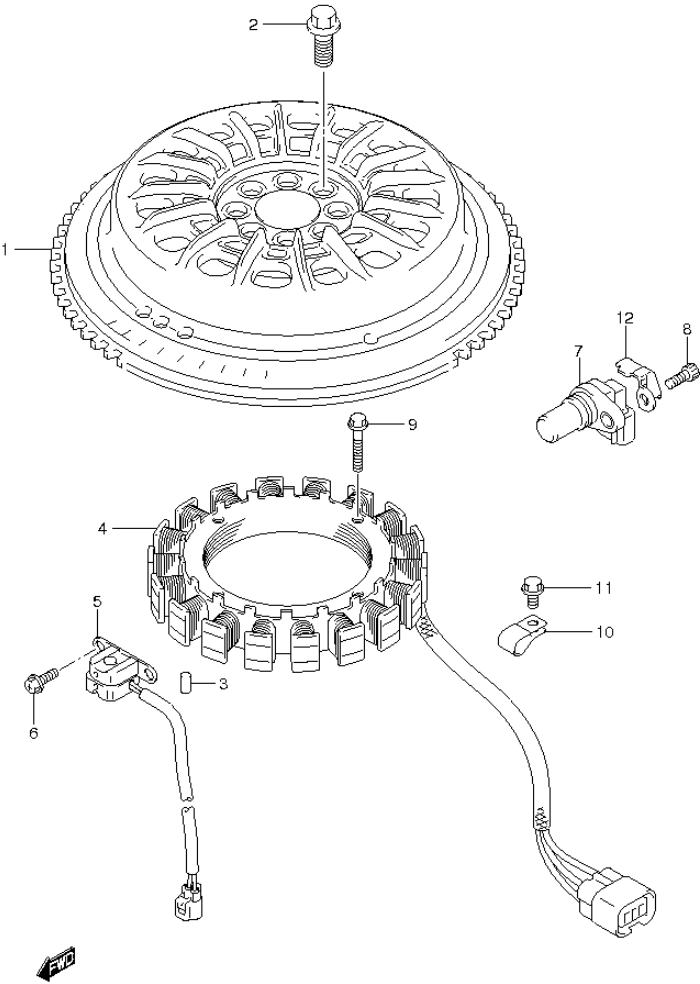


FIG.97

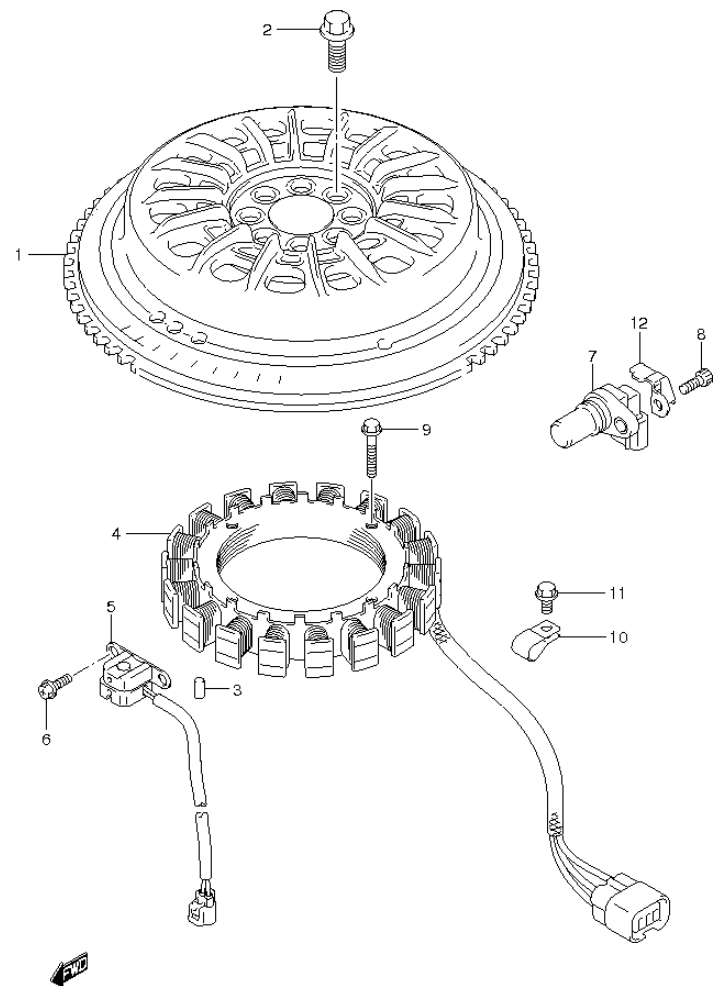


FIG. 97 (1-K-15) MAGNETO (DF175T E1)

REF NO.	PART NO.	DESCRIPTION	Q' TY	REMARKS
1	32102-96J02	FLYWHEEL	1	
2	09103-12071	BOLT (12X26)	8	
3	09202-06031	PIN	1	
4	32120-96J00	COIL, BATTERY CHARGING	1	
5	32160-87L00	COIL, IGNITION TIMING	1	
6	09106-05030	BOLT (5X10)	2	
7	33220-58J20	SENSOR, CAM POSITION	2	
8	07130-06167	BOLT	2	
9	09103-06231	BOLT (6X35)	4	
10	09403-13408	CLAMP	1	
11	01550-06127	BOLT	1	
12	11185-96J00	COVER, SENSOR	2	

FIG.98

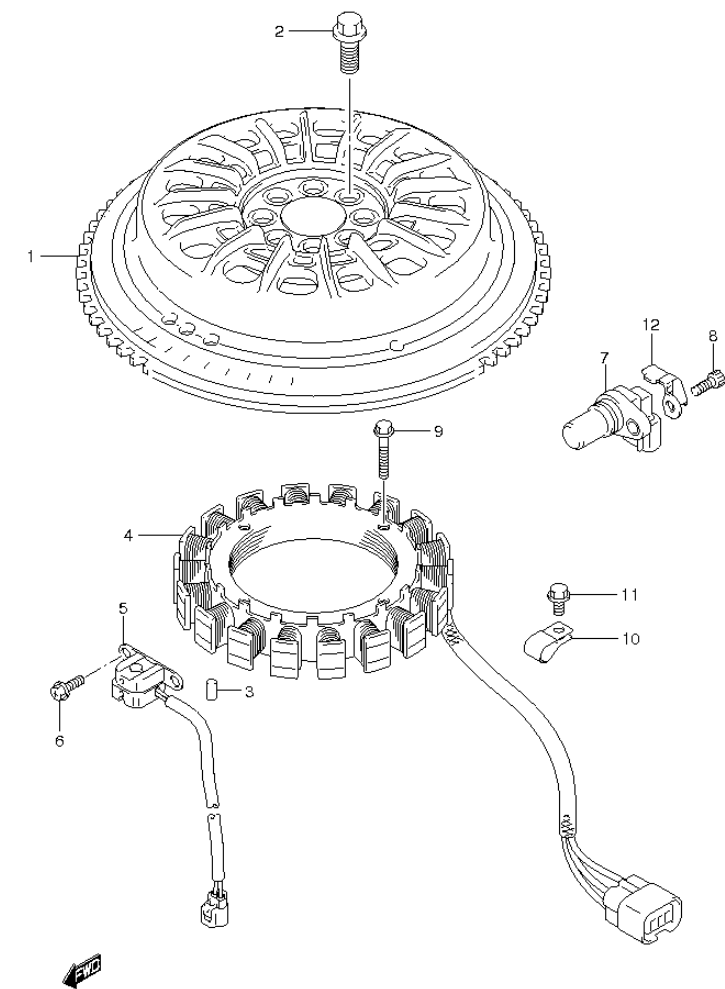


FIG. 98 (1-L-2) MAGNETO (DF175T E40)

REF. NO.	PART NO.	DESCRIPTION	Q' TY	REMARKS
1	32102-96J02	FLYWHEEL	1	
2	09103-12071	BOLT (12X26)	8	
3	09202-06031	PIN	1	
4	32120-96J00	COIL, BATTERY CHARGING	1	
5	32160-87L00	COIL, IGNITION TIMING	1	
6	09106-05030	BOLT (5X10)	2	
7	33220-58J20	SENSOR, CAM POSITION	2	
8	07130-06167	BOLT	2	
9	09103-06231	BOLT (6X35)	4	
10	09403-13408	CLAMP	1	
11	01550-06127	BOLT	1	
12	11185-96J00	COVER, SENSOR	2	



FIG.99

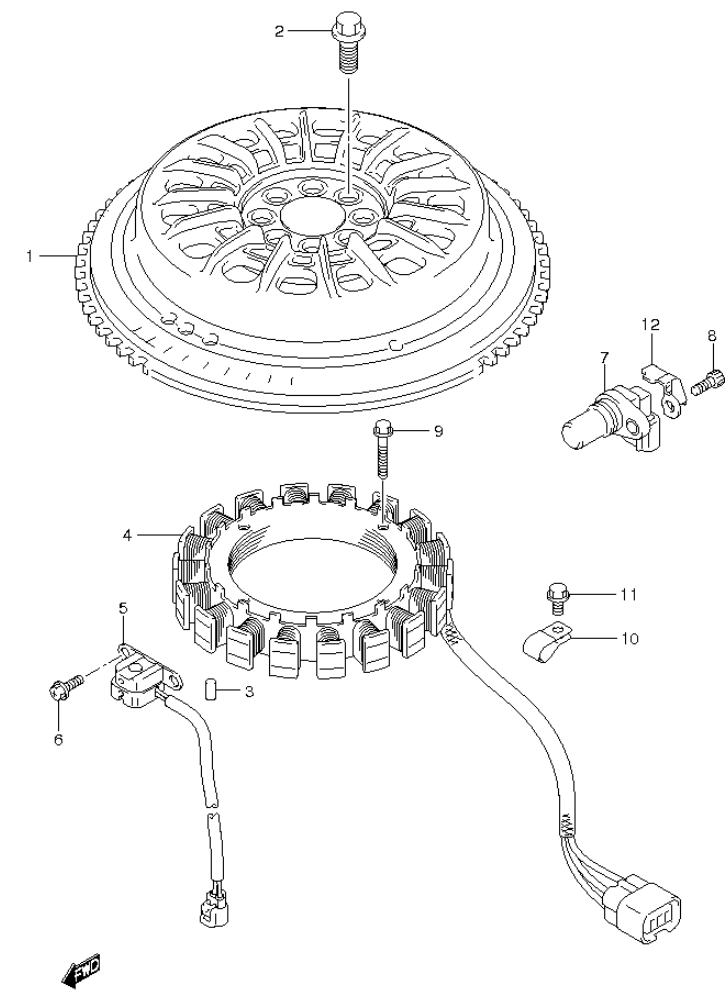


FIG.99 (1-L-3) MAGNETO (DF175Z E1)

REF NO.	PART NO.	DESCRIPTION	Q' TY	REMARKS
1	32102-96J02	FLYWHEEL	1	
2	09103-12071	BOLT (12X26)	8	
3	09202-06031	PIN	1	
4	32120-96J00	COIL, BATTERY CHARGING	1	
5	32160-87L00	COIL, IGNITION TIMING	1	
6	09106-05030	BOLT (5X10)	2	
7	33220-58J20	SENSOR, CAM POSITION	2	
8	07130-06167	BOLT	2	
9	09103-06231	BOLT (6X35)	4	
10	09403-13408	CLAMP	1	
11	01550-06127	BOLT	1	
12	11185-96J00	COVER, SENSOR	2	

FIG.100

FIG.100 (1-L-4) MAGNETO (DF175Z E40)

REF. NO.	PART NO.	DESCRIPTION	Q' TY	REMARKS
1	32102-96J02	FLYWHEEL	1	
2	09103-12071	BOLT (12X26)	8	
3	09202-06031	PIN	1	
4	32120-96J00	COIL, BATTERY CHARGING	1	
5	32160-87L00	COIL, IGNITION TIMING	1	
6	09106-05030	BOLT (5X10)	2	
7	33220-58J20	SENSOR, CAM POSITION	2	
8	07130-06167	BOLT	2	
9	09103-06231	BOLT (6X35)	4	
10	09403-13408	CLAMP	1	
11	01550-06127	BOLT	1	
12	11185-96J00	COVER, SENSOR	2	

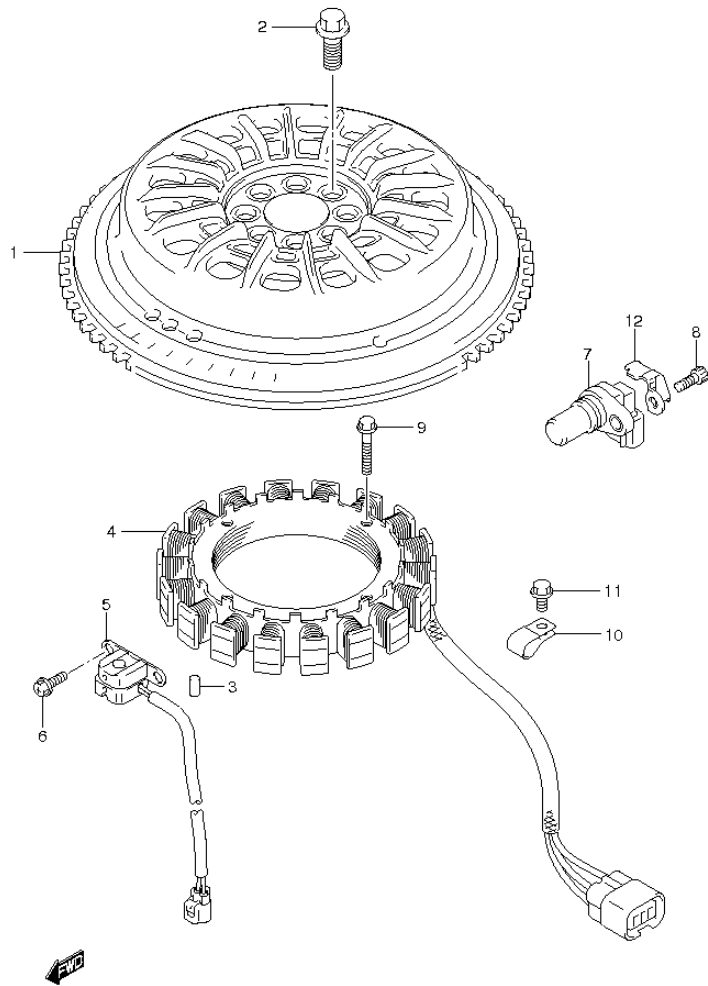


FIG.101

FIG.101 (1-L-5) RECTIFIER / IGNITION COIL

REF NO.	PART NO.	DESCRIPTION	Q'TY	REMARKS
1	32800-96J00	RECTIFIER & REGULATOR ASSY	1	
2	32805-96J00	GASKET, RECTIFIER & REGULATOR	1	
3	32890-96J00	HOLDER, ELECTRIC PARTS	1	
4	09169-06062	WASHER	2	
5	09320-09016	CUSHION	4	
6	01550-06257	BOLT	2	
7	01550-06257	BOLT	6	
8	33410-93J00	COIL ASSY, IGNITION	4	
9	01547-06207	BOLT	4	

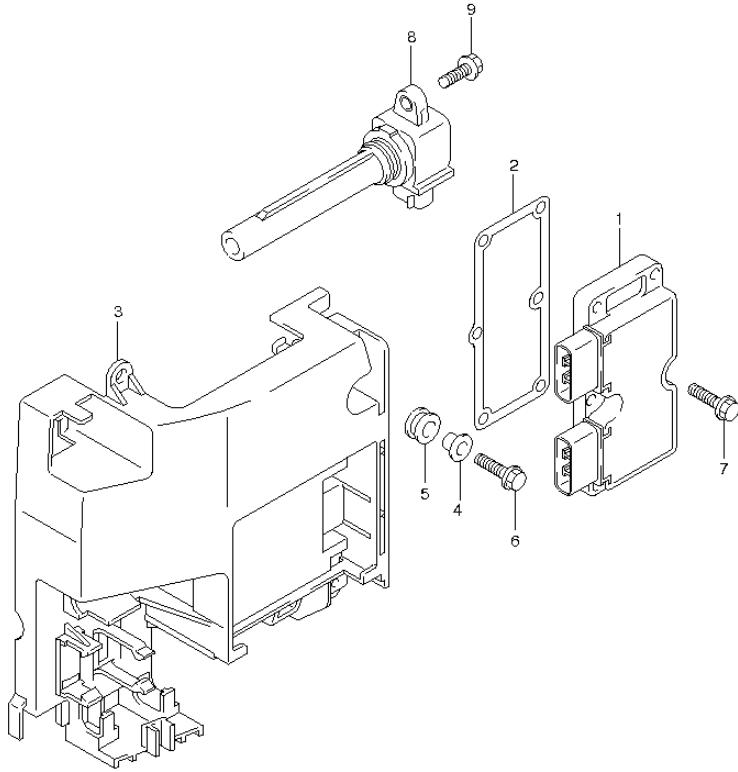


FIG.102

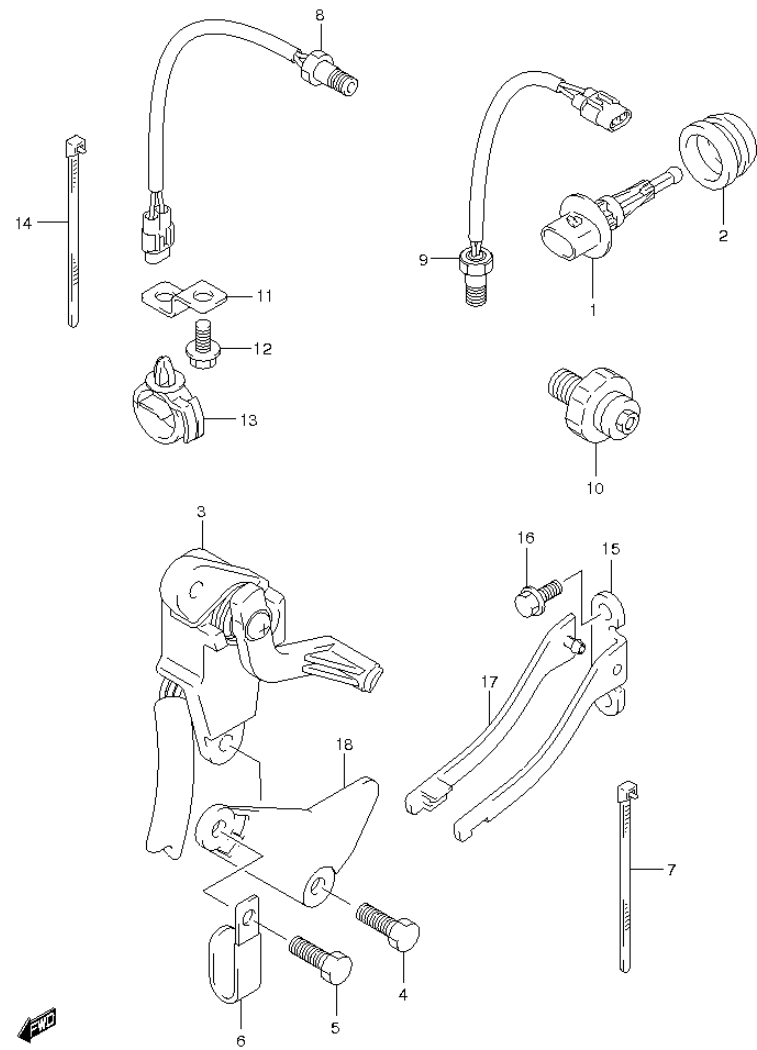


FIG.102 (1-L-6) SENSOR

REF NO.	PART NO.	DESCRIPTION	Q'TY	REMARKS
1	13650-52G00	SENSOR, INLET AIR TEMP	1	
2	13655-87J00	GROMMET, AIR TEMP SENSOR	1	
3	34801-99E04	SENDER ASSY, TRIM	1	
4	09103-06093	BOLT (6X20)	2	
5	09103-06093	BOLT (6X20)	1	
6	29404-93J10	CLAMP, TRIM SENDER LEAD	1	
7	09407-14403	CLAMP (L:125)	1	
8	34830-87J20	SENSOR ASSY, EXHAUST TEMP	1	
9	34830-87J20	SENSOR ASSY, CYLINDER TEMP	1	
10	37820-99E01	SWITCH ASSY, OIL PRESSURE	1	
11	36617-93J10	BRACKET, PTT CABLE CLIP	1	
12	29103-93J00	BOLT, PTT CABLE CLIP BRACKET (6X12)	1	
13	09403-20307	CLAMP	1	
14	09407-14407	CLAMP (L:145)	2	
15	43117-96J00	CAM, TRIM SENDER	1	
16	09116-05010	BOLT (5X12)	2	
17	43118-96J00	PLATE, TRIM SENDER CAM	1	
18	41118-96J00	PLATE, TRIM SENDER	1	

FIG.103

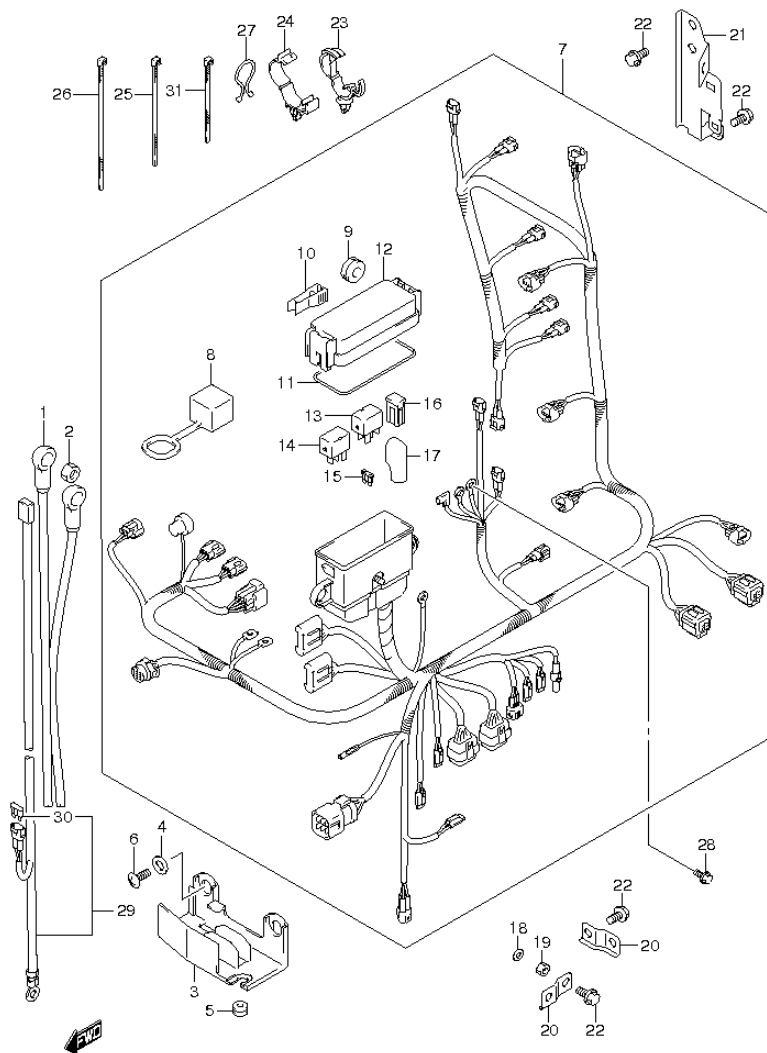


FIG.103 (1-L-7) HARNESS (DF150T E1)

REF NO.	PART NO.	DESCRIPTION	Q'TY	REMARKS
1	33810-96J00	CABLE ASSY, STARTER MOTOR	1	
2	08316-10087	NUT	1	
3	36616-96J00	HOLDER, CABLE	1	
4	09169-06053	WASHER	2	
5	09320-04009	BUSH	2	
6	02142-06167	SCREW	2	
7	36610-96J40	HARNESS ASSY, WIRING	1	
8	33634-96J00	·CAP, SERVICE CONNECTOR	1	
9	09320-08021	·CUSHION	2	
10	36737-96J00	·PULLER, FUSE	1	
11	36721-96J00	·O RING, UPPER COVER	1	
12	36738-96J00	·COVER, FUSE CASE UPPER	1	
13	38860-76F01	·RELAY, ENG CONTROL UNIT	1	
14	38860-76F01	·RELAY ASSY, STARTER MOTOR	1	
15-1	09481-10501	·FUSE (10A)	3	
15-2	09481-30501	·FUSE (30A)	3	
16-1	09481-30401	·FUSE (30A)	1	
16-2	09481-60401	·FUSE (60A)	2	
17	36612-96J00	·CAP, TERMINAL	1	
18	08310-00067	NUT	1	
19	08321-01067	WASHER	1	
20	36617-93J00	BRACKET, HARNESS	2	
21	36617-96J00	BRACKET, HARNESS	1	
22	01550-06127	BOLT	4	
23	09403-18409	CLAMP	1	
24	09403-20308	CLAMP	1	
25	09407-14403	CLAMP (L:125)	1	
26	09407-14407	CLAMP (L:145)	4	
27-1	09408-00008	CLIP	2	
27-2	09408-00024	CLIP	1	
28	01550-06127	BOLT	1	

FIG.103

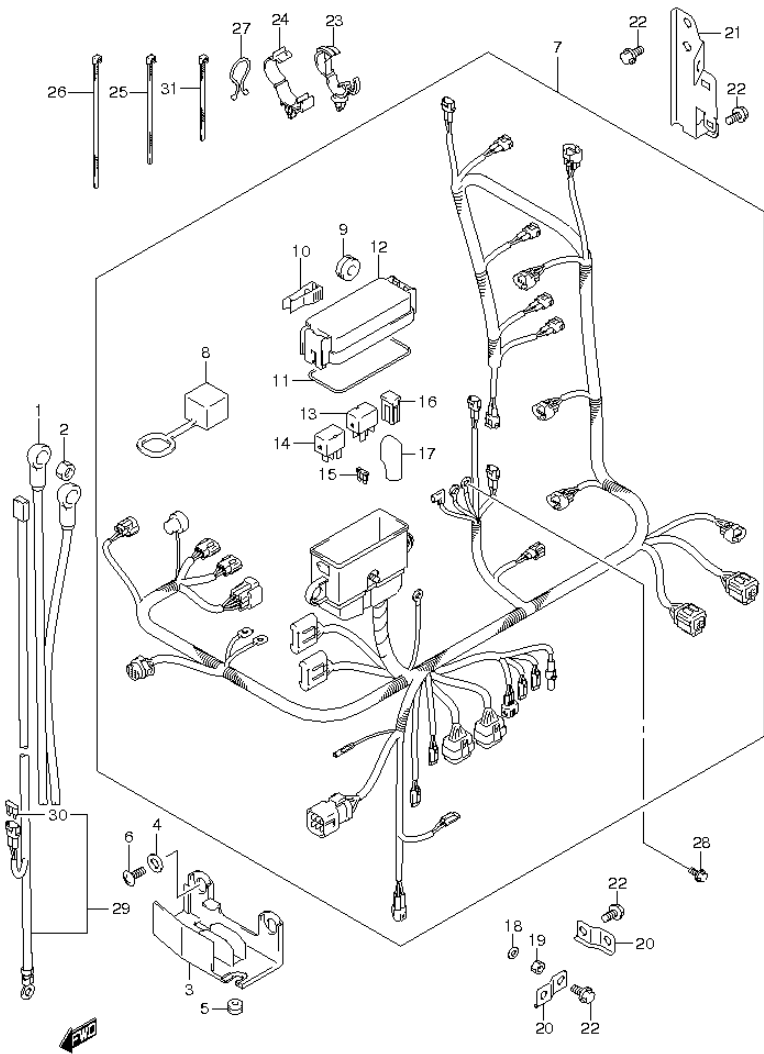


FIG.103 (1-L-8) HARNESS (DF150T E1)

REF NO.	PART NO.	DESCRIPTION	Q'TY	REMARKS
29-1	36625-93J00	LEAD, BATTERY	1	L:3700
29-2	36625-93J10	LEAD, BATTERY	1	OPT L:6500
30	09481-15501	FUSE (15A)	1	
31	09407-10404	CLAMP (L:100)	2	

FIG.104

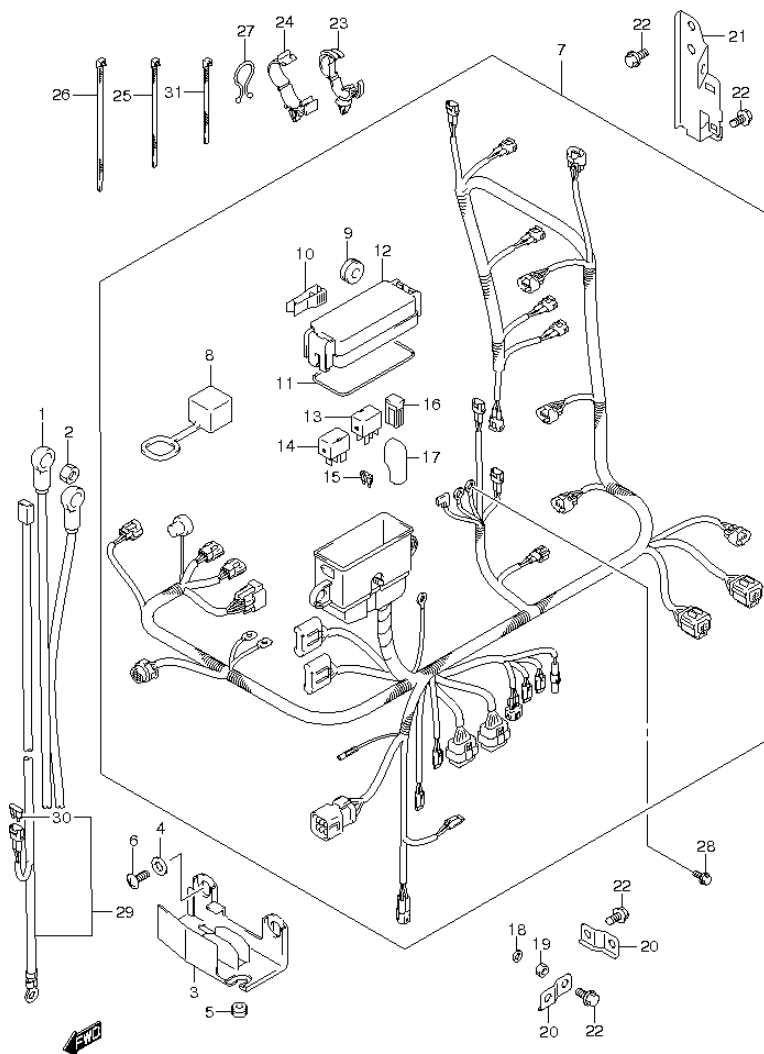


FIG.104 (1-L-9) HARNESS (DF150T E40)

REF. NO.	PART NO.	DESCRIPTION	Q'TY	REMARKS
1	33810-96J00	CABLE ASSY, STARTER MOTOR	1	
2	08316-10087	NUT	1	
3	36616-96J00	HOLDER, CABLE	1	
4	09169-06053	WASHER	2	
5	09320-04009	BUSH	2	
6	02142-06167	SCREW	2	
7	36610-96J40	HARNESS ASSY, WIRING	1	
8	33634-96J00	·CAP, SERVICE CONNECTOR	1	
9	09320-08021	·CUSHION	2	
10	36737-96J00	·PULLER, FUSE	1	
11	36721-96J00	·O RING, UPPER COVER	1	
12	36738-96J00	·COVER, FUSE CASE UPPER	1	
13	38860-76F01	·RELAY, ENG CONTROL UNIT	1	
14	38860-76F01	·RELAY ASSY, STARTER MOTOR	1	
15-1	09481-10501	·FUSE (10A)	3	
15-2	09481-30501	·FUSE (30A)	3	
16-1	09481-30401	·FUSE (30A)	1	
16-2	09481-60401	·FUSE (60A)	2	
17	36612-96J00	·CAP, TERMINAL	1	
18	08310-00067	NUT	1	
19	08321-01067	WASHER	1	
20	36617-93J00	BRACKET, HARNESS	2	
21	36617-96J00	BRACKET, HARNESS	1	
22	01550-06127	BOLT	4	
23	09403-18409	CLAMP	1	
24	09403-20308	CLAMP	1	
25	09407-14403	CLAMP (L:125)	1	
26	09407-14407	CLAMP (L:145)	4	
27-1	09408-00008	CLIP	2	
27-2	09408-00024	CLIP	1	
28	01550-06127	BOLT	1	

FIG.104

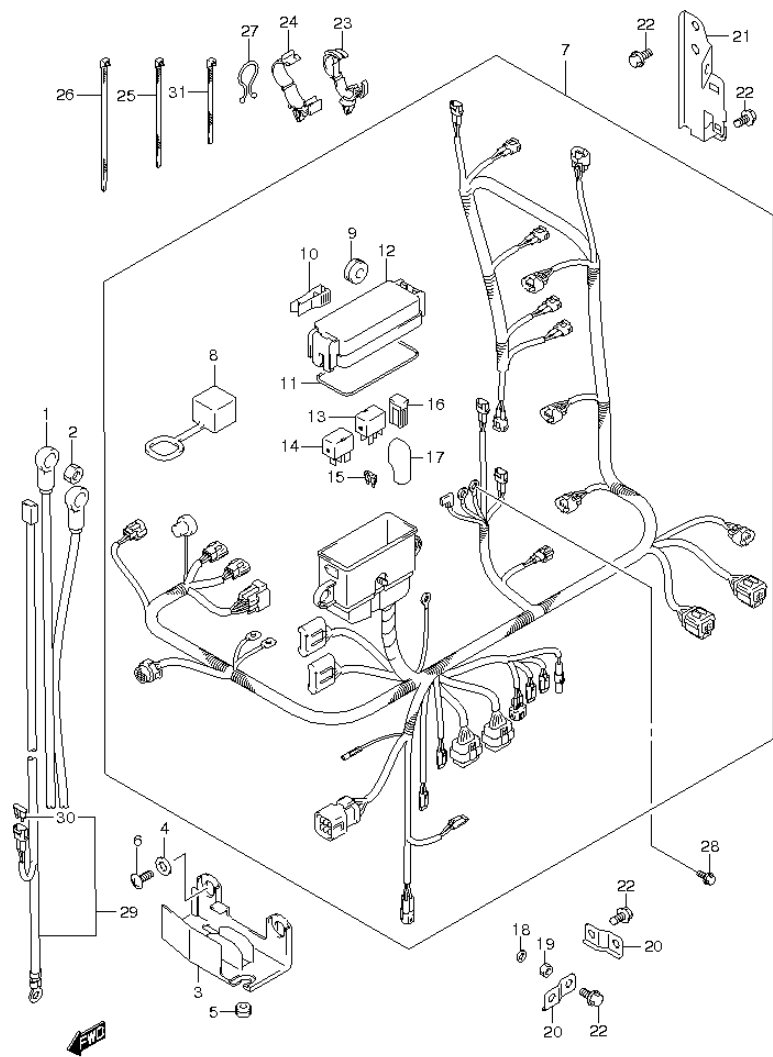


FIG.104 (1-L-10) HARNESS (DF150T E40)

REF NO.	PART NO.	DESCRIPTION	Q'TY	REMARKS
29-1	36625-93J00	LEAD, BATTERY	1	L:3700
29-2	36625-93J10	LEAD, BATTERY	1	OPT L:6500
30	09481-15501	FUSE (15A)	1	
31	09407-10404	CLAMP (L:100)	2	



FIG.105

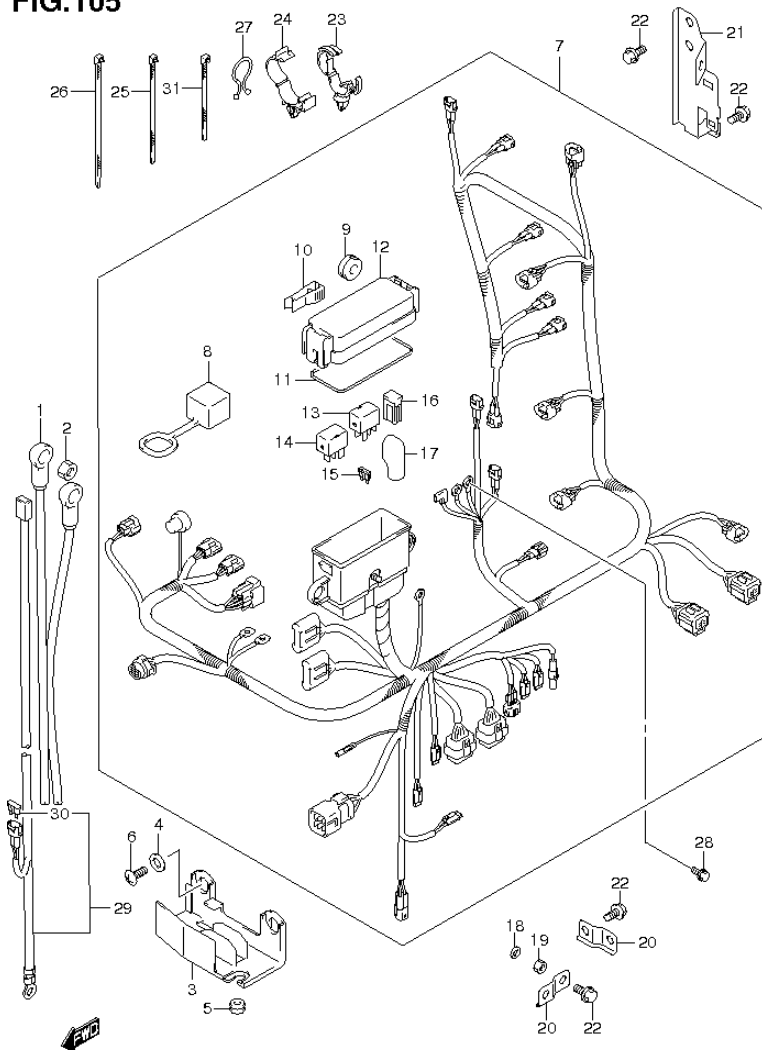


FIG.105 (1-L-11) HARNESS (DF150Z E1)

REF NO.	PART NO.	DESCRIPTION	Q'TY	REMARKS
1	33810-96J00	CABLE ASSY, STARTER MOTOR	1	
2	08316-10087	NUT	1	
3	36616-96J00	HOLDER, CABLE	1	
4	09169-06053	WASHER	2	
5	09320-04009	BUSH	2	
6	02142-06167	SCREW	2	
7	36610-96J40	HARNESS ASSY, WIRING	1	
8	33634-96J00	·CAP, SERVICE CONNECTOR	1	
9	09320-08021	·CUSHION	2	
10	36737-96J00	·PULLER, FUSE	1	
11	36721-96J00	·O RING, UPPER COVER	1	
12	36738-96J00	·COVER, FUSE CASE UPPER	1	
13	38860-76F01	·RELAY, ENG CONTROL UNIT	1	
14	38860-76F01	·RELAY ASSY, STARTER MOTOR	1	
15-1	09481-10501	·FUSE (10A)	3	
15-2	09481-30501	·FUSE (30A)	3	
16-1	09481-30401	·FUSE (30A)	1	
16-2	09481-60401	·FUSE (60A)	2	
17	36612-96J00	·CAP, TERMINAL	1	
18	08310-00067	NUT	1	
19	08321-01067	WASHER	1	
20	36617-93J00	BRACKET, HARNESS	2	
21	36617-96J00	BRACKET, HARNESS	1	
22	01550-06127	BOLT	4	
23	09403-18409	CLAMP	1	
24	09403-20308	CLAMP	1	
25	09407-14403	CLAMP (L:125)	1	
26	09407-14407	CLAMP (L:145)	4	
27-1	09408-00008	CLIP	2	
27-2	09408-00024	CLIP	1	
28	01550-06127	BOLT	1	

FIG.105

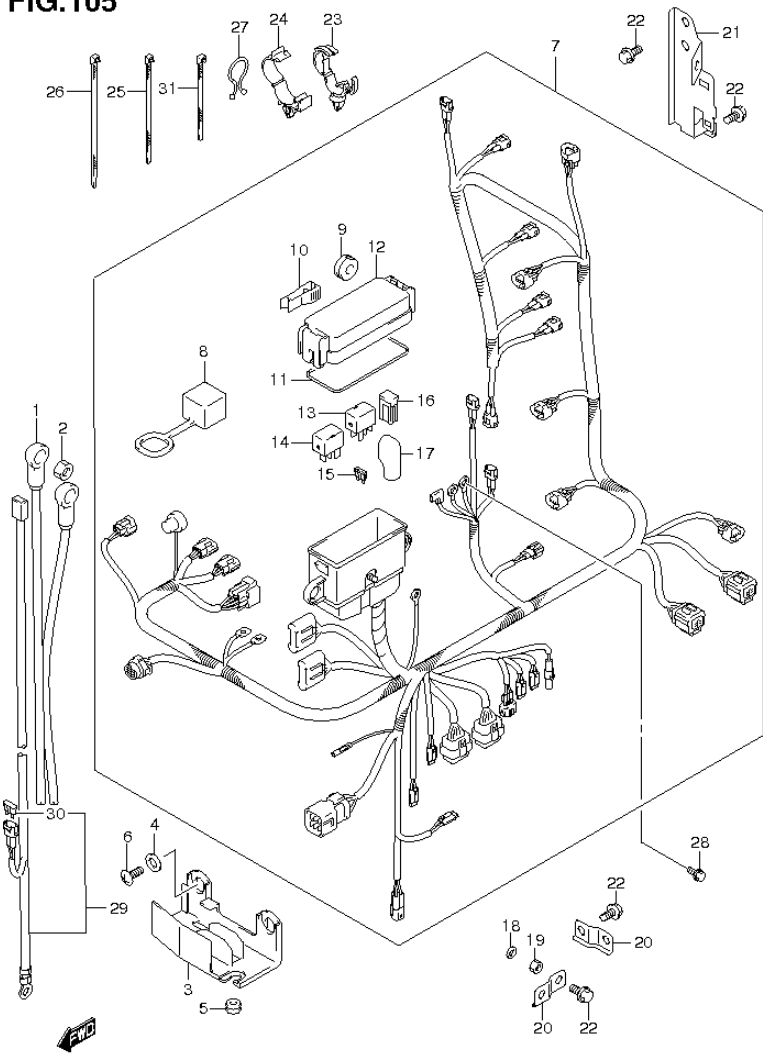


FIG.105 (1-L-12) HARNESS (DF150Z E1)

REF NO.	PART NO.	DESCRIPTION	Q'TY	REMARKS
29-1	36625-93J00	LEAD, BATTERY	1	L:3700
29-2	36625-93J10	LEAD, BATTERY	1	OPT L:6500
30	09481-15501	FUSE (15A)	1	
31	09407-10404	CLAMP (L:100)	2	

FIG.106

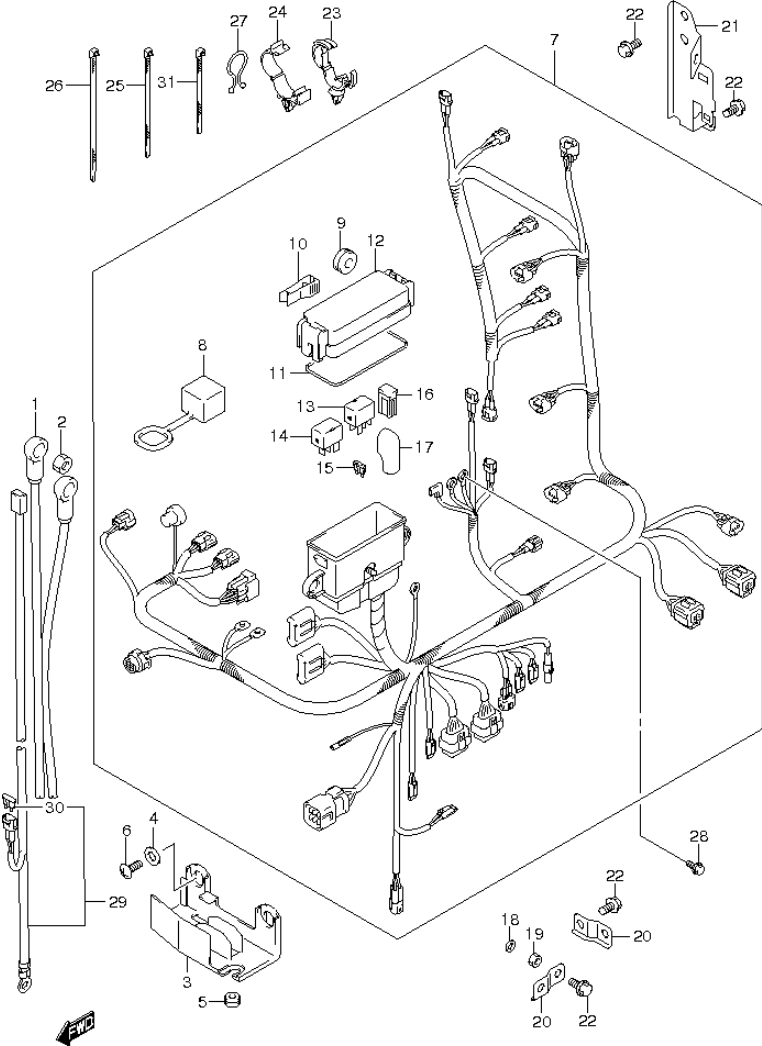


FIG.106 (1-L-13) HARNESS (DF150Z E40)

REF NO.	PART NO.	DESCRIPTION	Q'TY	REMARKS
1	33810-96J00	CABLE ASSY, STARTER MOTOR	1	
2	08316-10087	NUT	1	
3	36616-96J00	HOLDER, CABLE	1	
4	09169-06053	WASHER	2	
5	09320-04009	BUSH	2	
6	02142-06167	SCREW	2	
7	36610-96J40	HARNESS ASSY, WIRING	1	
8	33634-96J00	·CAP, SERVICE CONNECTOR	1	
9	09320-08021	·CUSHION	2	
10	36737-96J00	·PULLER, FUSE	1	
11	36721-96J00	·O RING, UPPER COVER	1	
12	36738-96J00	·COVER, FUSE CASE UPPER	1	
13	38860-76F01	·RELAY, ENG CONTROL UNIT	1	
14	38860-76F01	·RELAY ASSY, STARTER MOTOR	1	
15-1	09481-10501	·FUSE (10A)	3	
15-2	09481-30501	·FUSE (30A)	3	
16-1	09481-30401	·FUSE (30A)	1	
16-2	09481-60401	·FUSE (60A)	2	
17	36612-96J00	·CAP, TERMINAL	1	
18	08310-00067	NUT	1	
19	08321-01067	WASHER	1	
20	36617-93J00	BRACKET, HARNESS	2	
21	36617-96J00	BRACKET, HARNESS	1	
22	01550-06127	BOLT	4	
23	09403-18409	CLAMP	1	
24	09403-20308	CLAMP	1	
25	09407-14403	CLAMP (L:125)	1	
26	09407-14407	CLAMP (L:145)	4	
27-1	09408-00008	CLIP	2	
27-2	09408-00024	CLIP	1	
28	01550-06127	BOLT	1	

FIG.106

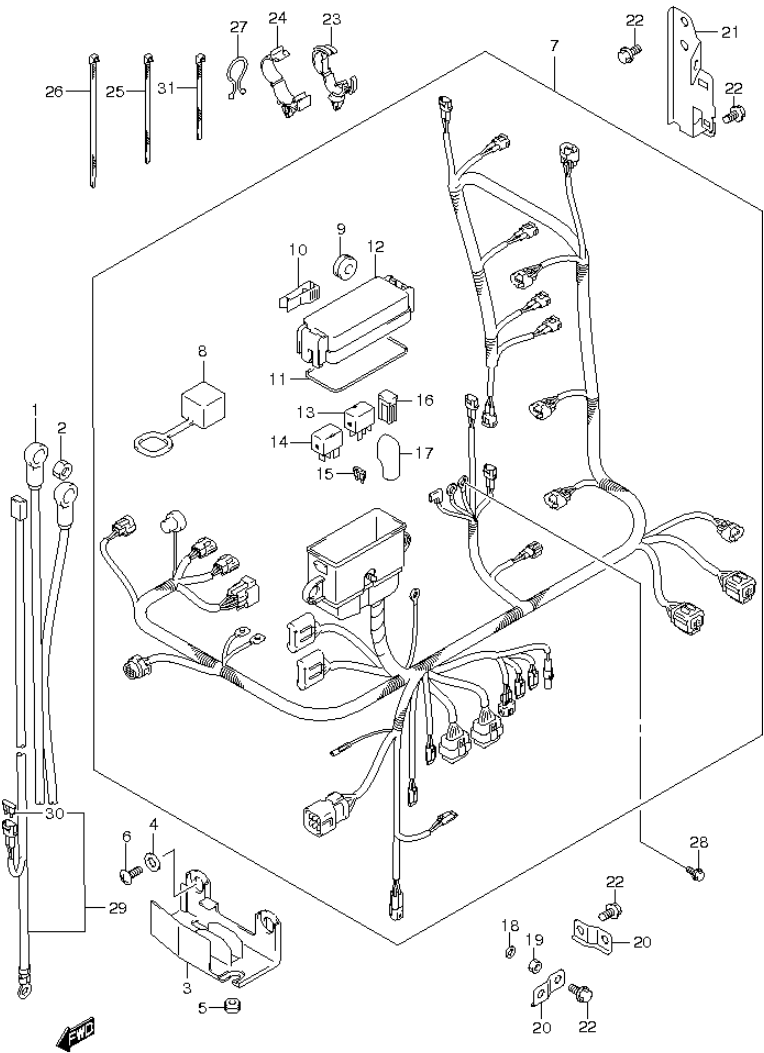


FIG. 106 (1-L-14) HARNESS (DF150Z E40)

REF NO.	PART NO.	DESCRIPTION	Q'TY	REMARKS
29-1	36625-93J00	LEAD, BATTERY	1	L:3700
29-2	36625-93J10	LEAD, BATTERY	1	OPT L:6500
30	09481-15501	FUSE (15A)	1	
31	09407-10404	CLAMP (L:100)	2	

FIG.107

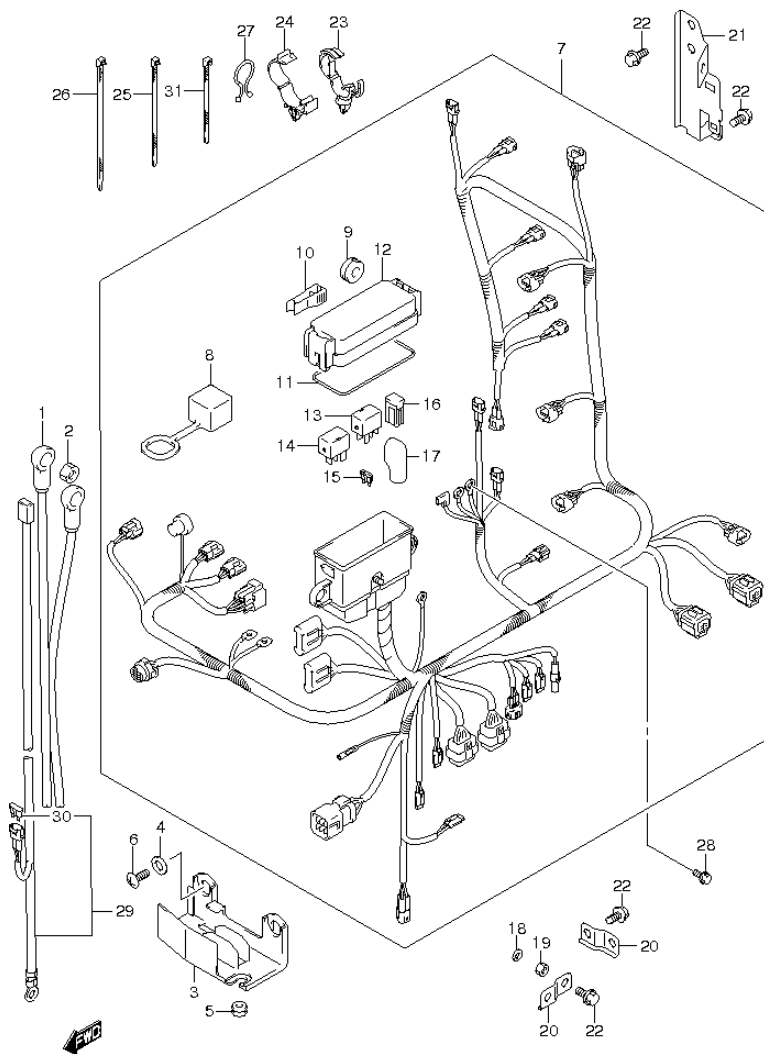


FIG.107 (1-L-15) HARNESS (DF175T E1)

REF NO.	PART NO.	DESCRIPTION	Q'TY	REMARKS
1	33810-96J00	CABLE ASSY, STARTER MOTOR	1	
2	08316-10087	NUT	1	
3	36616-96J00	HOLDER, CABLE	1	
4	09169-06053	WASHER	2	
5	09320-04009	BUSH	2	
6	02142-06167	SCREW	2	
7	36610-96J50	HARNESS ASSY, WIRING	1	
8	33634-96J00	·CAP, SERVICE CONNECTOR	1	
9	09320-08021	·CUSHION	2	
10	36737-96J00	·PULLER, FUSE	1	
11	36721-96J00	·O RING, UPPER COVER	1	
12	36738-96J00	·COVER, FUSE CASE UPPER	1	
13	38860-76F01	·RELAY, ENG CONTROL UNIT	1	
14	38860-76F01	·RELAY ASSY, STARTER MOTOR	1	
15-1	09481-10501	·FUSE (10A)	3	
15-2	09481-30501	·FUSE (30A)	3	
16-1	09481-30401	·FUSE (30A)	1	
16-2	09481-60401	·FUSE (60A)	2	
17	36612-96J00	·CAP, TERMINAL	1	
18	08310-00067	NUT	1	
19	08321-01067	WASHER	1	
20	36617-93J00	BRACKET, HARNESS	2	
21	36617-96J00	BRACKET, HARNESS	1	
22	01550-06127	BOLT	4	
23	09403-18409	CLAMP	1	
24	09403-20308	CLAMP	1	
25	09407-14403	CLAMP (L:125)	1	
26	09407-14407	CLAMP (L:145)	4	
27-1	09408-00008	CLIP	2	
27-2	09408-00024	CLIP	1	
28	01550-06127	BOLT	1	

FIG.107

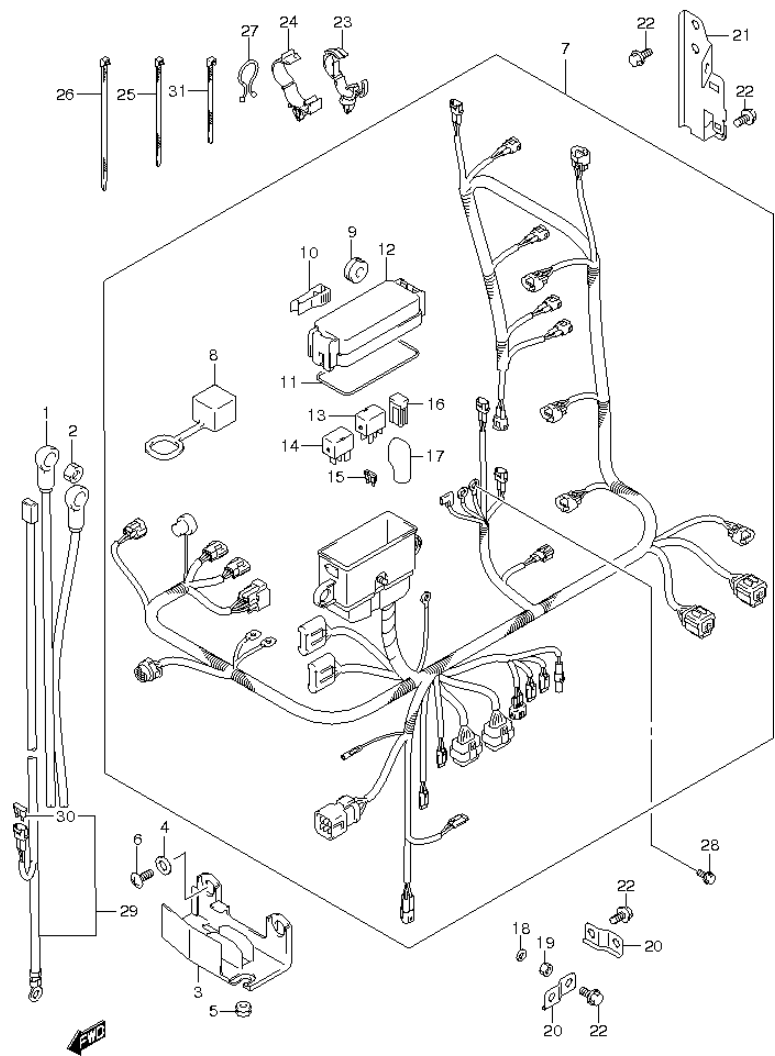


FIG. 107 (2-B-2) HARNESS (DF175T E1)

REF NO.	PART NO.	DESCRIPTION	Q'TY	REMARKS
29-1	36625-93J00	LEAD, BATTERY	1	L:3700
29-2	36625-93J10	LEAD, BATTERY	1	OPT L:6500
30	09481-15501	FUSE (15A)	1	
31	09407-10404	CLAMP (L:100)	2	

FIG.108

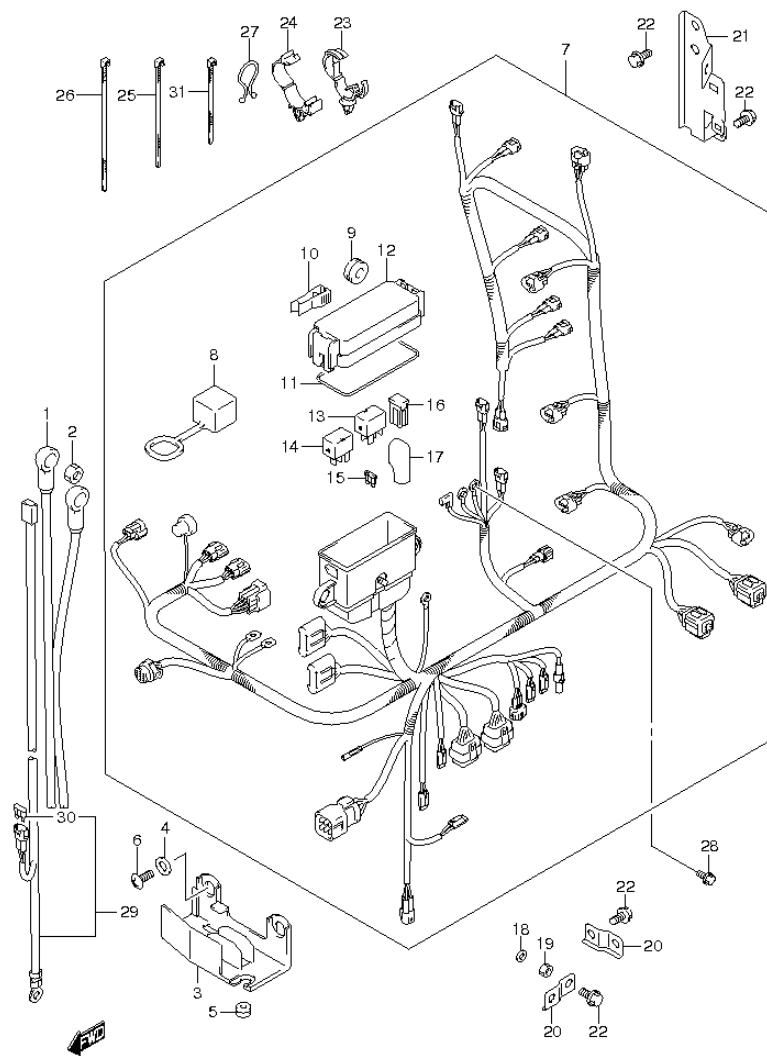


FIG.108 (2-B-3) HARNESS (DF175T E40)

REF NO.	PART NO.	DESCRIPTION	Q'TY	REMARKS
1	33810-96J00	CABLE ASSY, STARTER MOTOR	1	
2	08316-10087	NUT	1	
3	36616-96J00	HOLDER, CABLE	1	
4	09169-06053	WASHER	2	
5	09320-04009	BUSH	2	
6	02142-06167	SCREW	2	
7	36610-96J50	HARNESS ASSY, WIRING	1	
8	33634-96J00	·CAP, SERVICE CONNECTOR	1	
9	09320-08021	·CUSHION	2	
10	36737-96J00	·PULLER, FUSE	1	
11	36721-96J00	·O RING, UPPER COVER	1	
12	36738-96J00	·COVER, FUSE CASE UPPER	1	
13	38860-76F01	·RELAY, ENG CONTROL UNIT	1	
14	38860-76F01	·RELAY ASSY, STARTER MOTOR	1	
15-1	09481-10501	·FUSE (10A)	3	
15-2	09481-30501	·FUSE (30A)	3	
16-1	09481-30401	·FUSE (30A)	1	
16-2	09481-60401	·FUSE (60A)	2	
17	36612-96J00	·CAP, TERMINAL	1	
18	08310-00067	NUT	1	
19	08321-01067	WASHER	1	
20	36617-93J00	BRACKET, HARNESS	2	
21	36617-96J00	BRACKET, HARNESS	1	
22	01550-06127	BOLT	4	
23	09403-18409	CLAMP	1	
24	09403-20308	CLAMP	1	
25	09407-14403	CLAMP (L:125)	1	
26	09407-14407	CLAMP (L:145)	4	
27-1	09408-00008	CLIP	2	
27-2	09408-00024	CLIP	1	
28	01550-06127	BOLT	1	

FIG.108

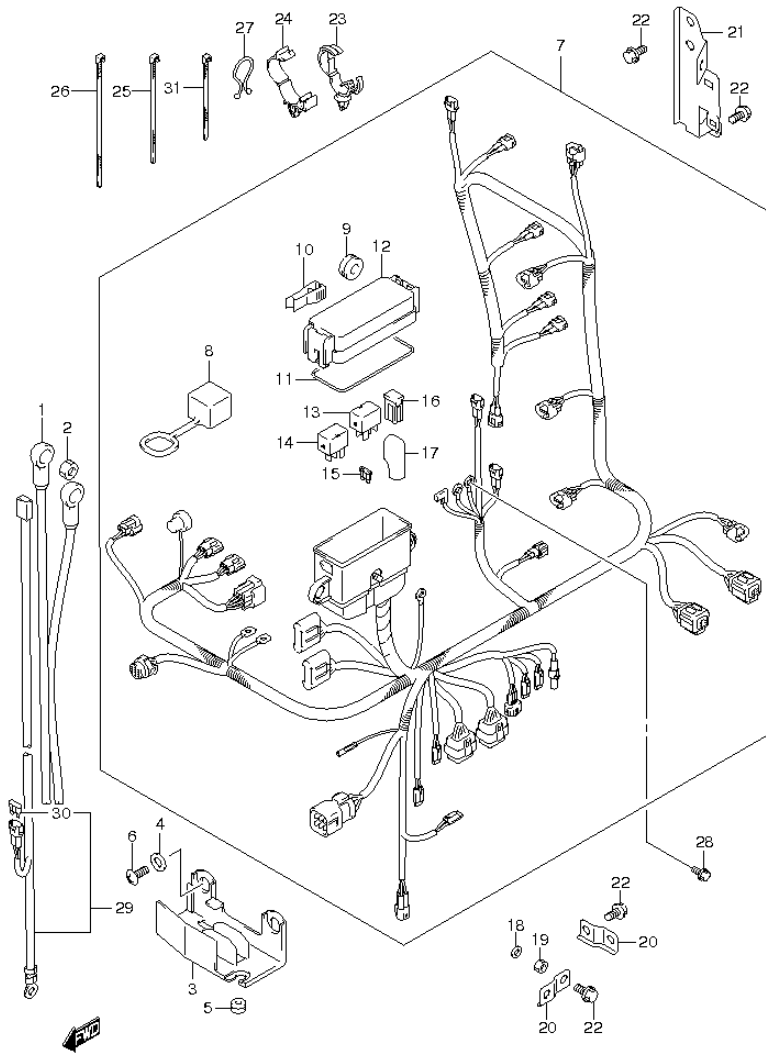


FIG. 108 (2-B-4) HARNESS (DF175T E40)

REF NO.	PART NO.	DESCRIPTION	Q'TY	REMARKS
29-1	36625-93J00	LEAD, BATTERY	1	L:3700
29-2	36625-93J10	LEAD, BATTERY	1	OPT L:6500
30	09481-15501	FUSE (15A)	1	
31	09407-10404	CLAMP (L:100)	2	



FIG.109

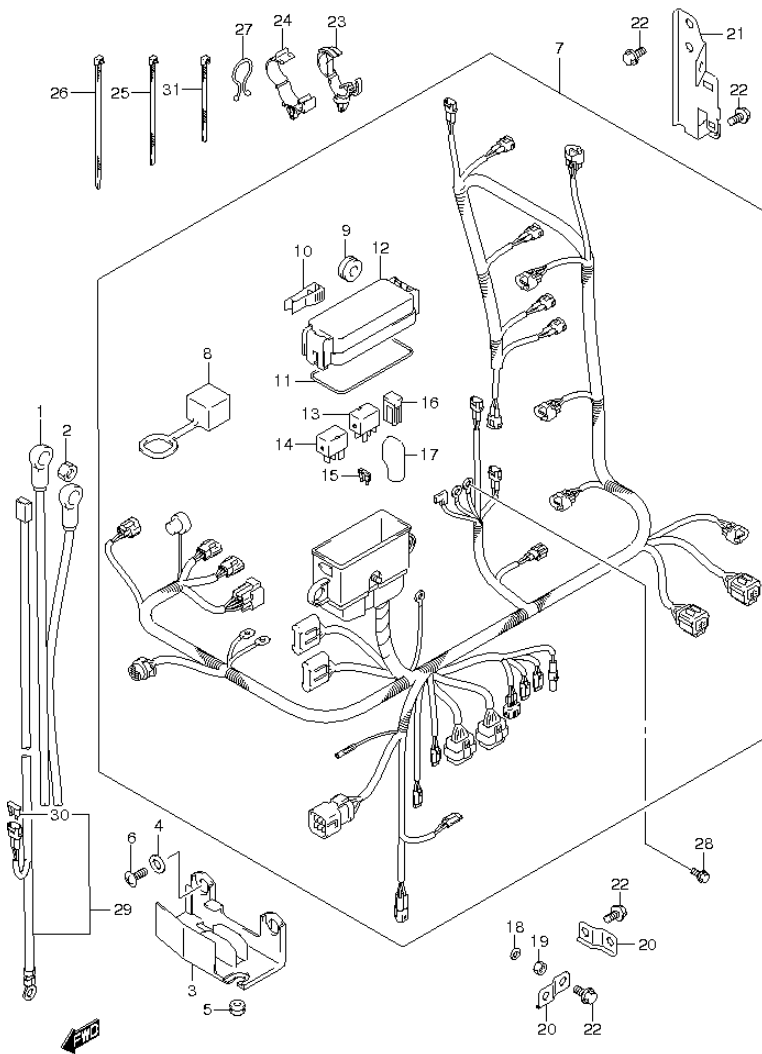


FIG.109 (2-B-5) HARNESS (DF175Z E1)

REF NO.	PART NO.	DESCRIPTION	Q'TY	REMARKS
1	33810-96J00	CABLE ASSY, STARTER MOTOR	1	
2	08316-10087	NUT	1	
3	36616-96J00	HOLDER, CABLE	1	
4	09169-06053	WASHER	2	
5	09320-04009	BUSH	2	
6	02142-06167	SCREW	2	
7	36610-96J50	HARNESS ASSY, WIRING	1	
8	33634-96J00	·CAP, SERVICE CONNECTOR	1	
9	09320-08021	·CUSHION	2	
10	36737-96J00	·PULLER, FUSE	1	
11	36721-96J00	·O RING, UPPER COVER	1	
12	36738-96J00	·COVER, FUSE CASE UPPER	1	
13	38860-76F01	·RELAY, ENG CONTROL UNIT	1	
14	38860-76F01	·RELAY ASSY, STARTER MOTOR	1	
15-1	09481-10501	·FUSE (10A)	3	
15-2	09481-30501	·FUSE (30A)	3	
16-1	09481-30401	·FUSE (30A)	1	
16-2	09481-60401	·FUSE (60A)	2	
17	36612-96J00	·CAP, TERMINAL	1	
18	08310-00067	NUT	1	
19	08321-01067	WASHER	1	
20	36617-93J00	BRACKET, HARNESS	2	
21	36617-96J00	BRACKET, HARNESS	1	
22	01550-06127	BOLT	4	
23	09403-18409	CLAMP	1	
24	09403-20308	CLAMP	1	
25	09407-14403	CLAMP (L:125)	1	
26	09407-14407	CLAMP (L:145)	4	
27-1	09408-00008	CLIP	2	
27-2	09408-00024	CLIP	1	
28	01550-06127	BOLT	1	

FIG.109

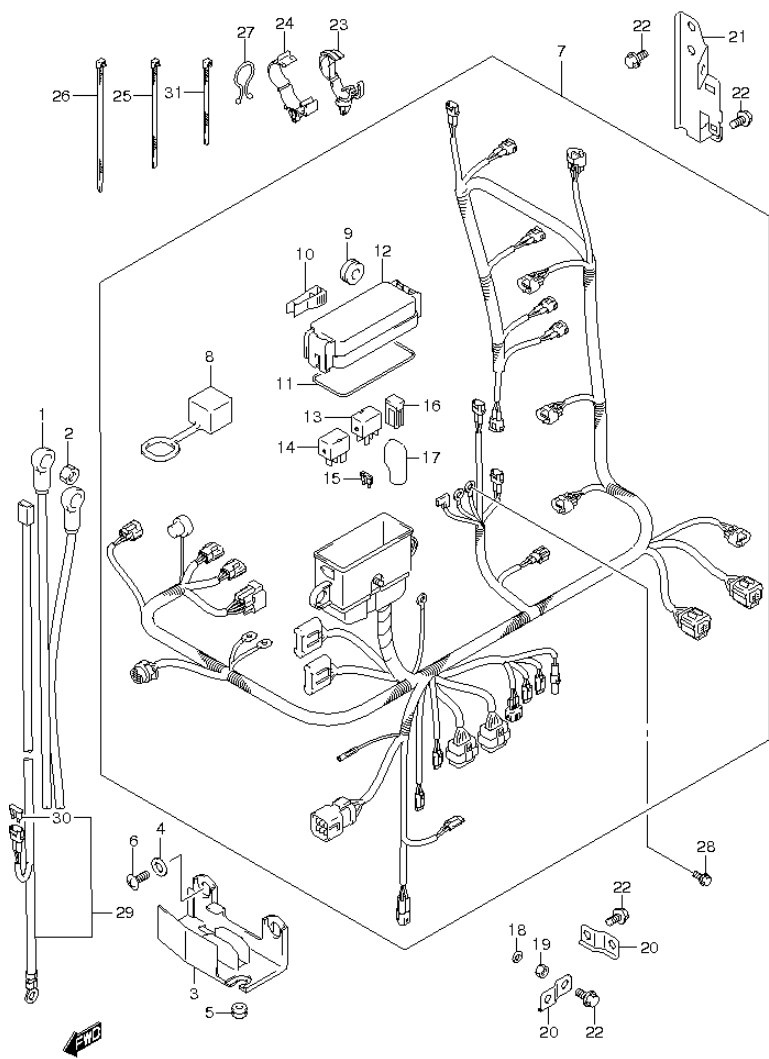


FIG.109 (2-B-6) HARNESS (DF175Z E1)

REF NO.	PART NO.	DESCRIPTION	Q'TY	REMARKS
29-1	36625-93J00	LEAD, BATTERY	1	L:3700
29-2	36625-93J10	LEAD, BATTERY	1	OPT L:6500
30	09481-15501	FUSE (15A)	1	
31	09407-10404	CLAMP (L:100)	2	

FIG.110

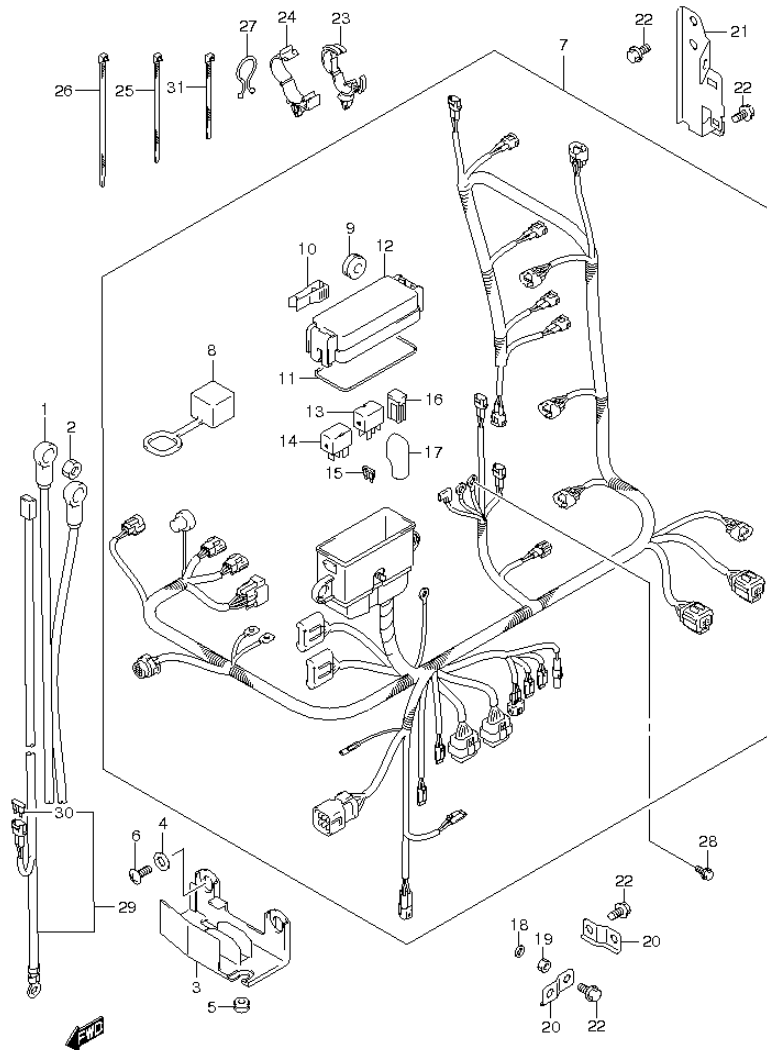


FIG.110 (2-B-7) HARNESS (DF175Z E40)

REF NO.	PART NO.	DESCRIPTION	Q'TY	REMARKS
1	33810-96J00	CABLE ASSY, STARTER MOTOR	1	
2	08316-10087	NUT	1	
3	36616-96J00	HOLDER, CABLE	1	
4	09169-06053	WASHER	2	
5	09320-04009	BUSH	2	
6	02142-06167	SCREW	2	
7	36610-96J50	HARNESS ASSY, WIRING	1	
8	33634-96J00	·CAP, SERVICE CONNECTOR	1	
9	09320-08021	·CUSHION	2	
10	36737-96J00	·PULLER, FUSE	1	
11	36721-96J00	·O RING, UPPER COVER	1	
12	36738-96J00	·COVER, FUSE CASE UPPER	1	
13	38860-76F01	·RELAY, ENG CONTROL UNIT	1	
14	38860-76F01	·RELAY ASSY, STARTER MOTOR	1	
15-1	09481-10501	·FUSE (10A)	3	
15-2	09481-30501	·FUSE (30A)	3	
16-1	09481-30401	·FUSE (30A)	1	
16-2	09481-60401	·FUSE (60A)	2	
17	36612-96J00	·CAP, TERMINAL	1	
18	08310-00067	NUT	1	
19	08321-01067	WASHER	1	
20	36617-93J00	BRACKET, HARNESS	2	
21	36617-96J00	BRACKET, HARNESS	1	
22	01550-06127	BOLT	4	
23	09403-18409	CLAMP	1	
24	09403-20308	CLAMP	1	
25	09407-14403	CLAMP (L:125)	1	
26	09407-14407	CLAMP (L:145)	4	
27-1	09408-00008	CLIP	2	
27-2	09408-00024	CLIP	1	
28	01550-06127	BOLT	1	

FIG.110

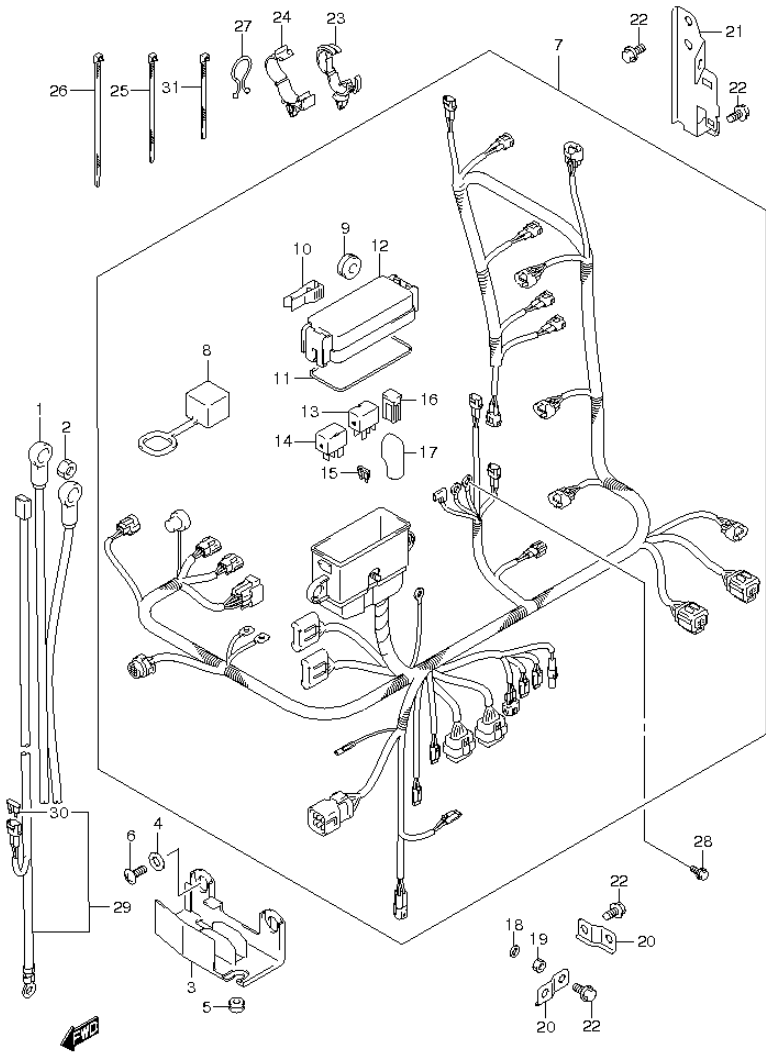


FIG.110 (2-B-8) HARNESS (DF175Z E40)

REF NO.	PART NO.	DESCRIPTION	Q'TY	REMARKS
29-1	36625-93J00	LEAD, BATTERY	1	L:3700
29-2	36625-93J10	LEAD, BATTERY	1	OPT L:6500
30	09481-15501	FUSE (15A)	1	
31	09407-10404	CLAMP (L:100)	2	

FIG.111

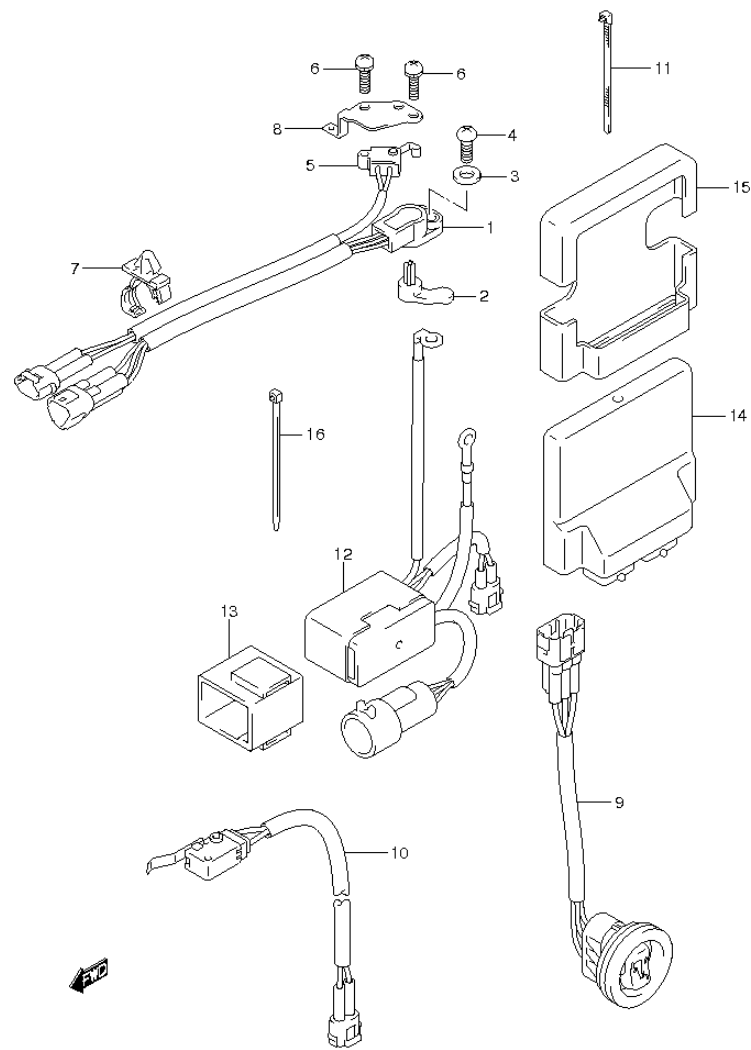


FIG.111 (2-B-9) PTT SWITCH / ENGINE CONTROL UNIT (DF150T E1)

REF NO.	PART NO.	DESCRIPTION	Q'TY	REMARKS
1	13580-93J01	SENSOR ASSY, SHIFT POSITION	1	
2	37729-93J00	LEVER, SHIFT SENSOR	1	
3	09160-05029	WASHER (5.5X12X0.8)	1	
4	02112-35167	SCREW	1	
5	37721-93J00	SWITCH ASSY, NEUTRAL	1	
6	09137-04004	SCREW (4X16)	2	
7	09403-12412	CLAMP	2	
8	37725-96J00	BRACKET, SWITCH ASSY	1	
9	37850-99E04	SWITCH ASSY, PTT	1	
10	37722-93J11	SWITCH ASSY, TILT LIMIT	1	
11	09407-14407	CLAMP (L:145)	1	
12	38410-93J12	RELAY ASSY, PTT	1	
13	38415-93J00	HOLDER, PTT RELAY	1	
14	33920-96JA0	UNIT, ENGINE CONTROL	1	
15	33925-93J00	CUSHION, ENGINE CONTROL UNIT	1	
16	09407-14407	CLAMP (L:145)	AR	

FIG.112

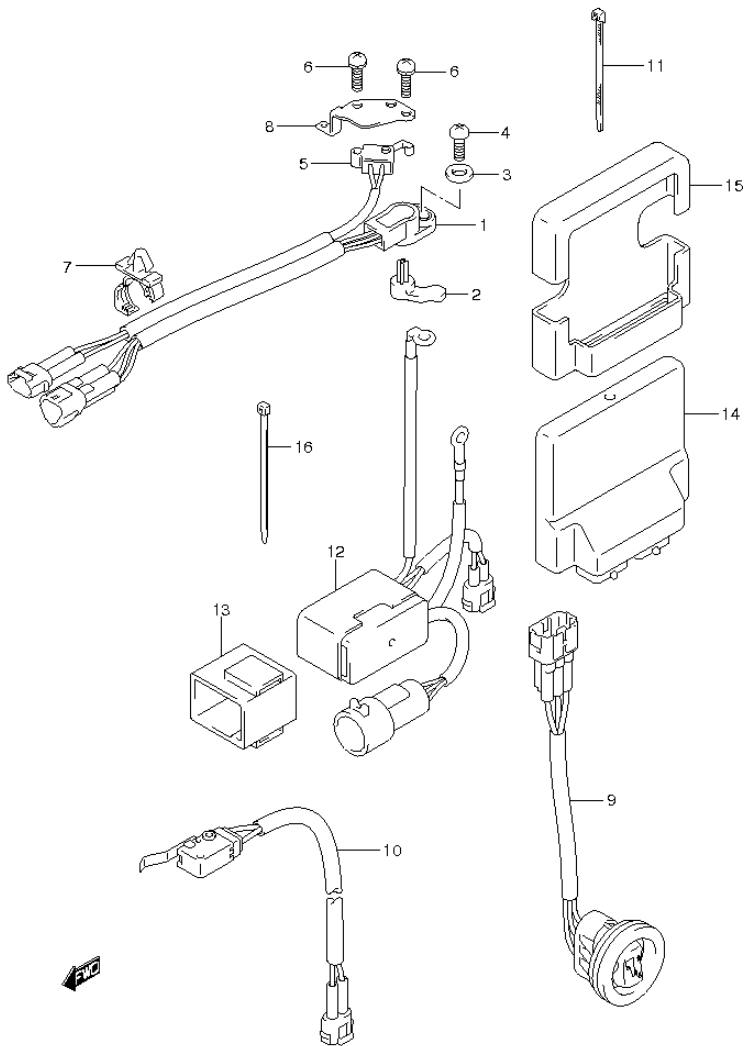


FIG.112 (2-B-10) PTT SWITCH / ENGINE CONTROL UNIT (DF150T E40)

REF NO.	PART NO.	DESCRIPTION	Q'TY	REMARKS
1	13580-93J01	SENSOR ASSY, SHIFT POSITION	1	
2	37729-93J00	LEVER, SHIFT SENSOR	1	
3	09160-05029	WASHER (5.5X12X0.8)	1	
4	02112-35167	SCREW	1	
5	37721-93J00	SWITCH ASSY, NEUTRAL	1	
6	09137-04004	SCREW (4X16)	2	
7	09403-12412	CLAMP	2	
8	37725-96J00	BRACKET, SWITCH ASSY	1	
9	37850-99E04	SWITCH ASSY, PTT	1	
10	37722-93J11	SWITCH ASSY, TILT LIMIT	1	
11	09407-14407	CLAMP (L:145)	1	
12	38410-93J12	RELAY ASSY, PTT	1	
13	38415-93J00	HOLDER, PTT RELAY	1	
14	33920-96JB0	UNIT, ENGINE CONTROL	1	
15	33925-93J00	CUSHION, ENGINE CONTROL UNIT	1	
16	09407-14407	CLAMP (L:145)	AR	

FIG.113

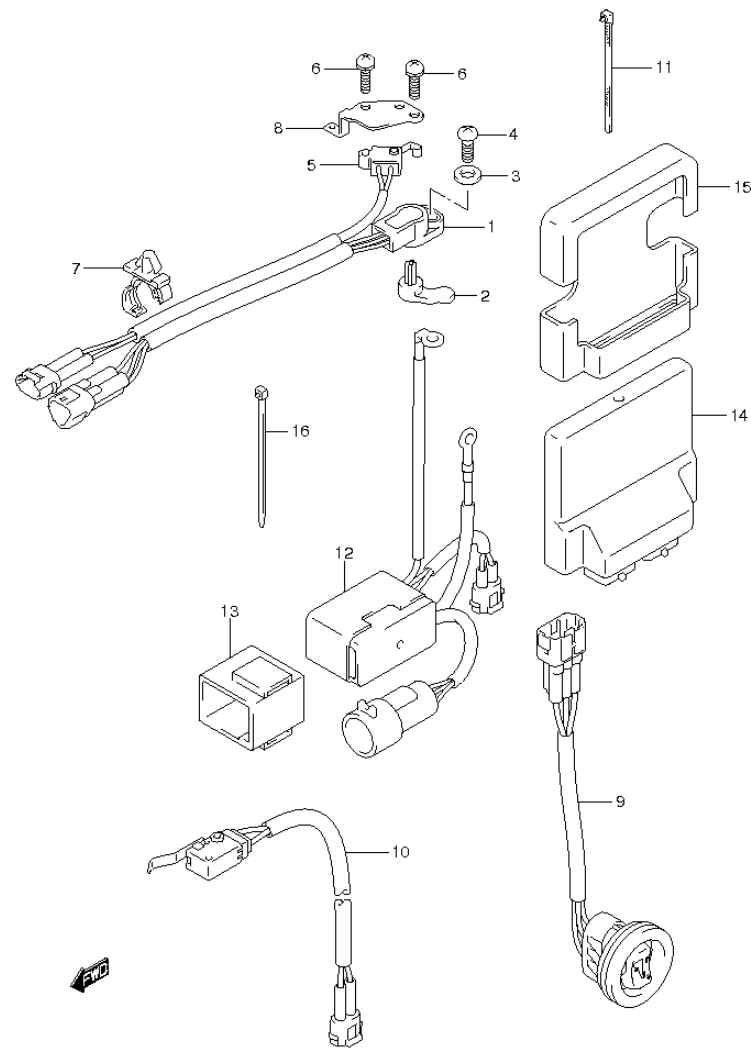


FIG.113 (2-B-11) PTT SWITCH / ENGINE CONTROL UNIT (DF150Z E1)

REF. NO.	PART NO.	DESCRIPTION	Q'TY	REMARKS
1	13580-93J01	SENSOR ASSY, SHIFT POSITION	1	
2	37729-93J00	LEVER, SHIFT SENSOR	1	
3	09160-05029	WASHER (5.5X12X0.8)	1	
4	02112-35167	SCREW	1	
5	37721-93J00	SWITCH ASSY, NEUTRAL	1	
6	09137-04004	SCREW (4X16)	2	
7	09403-12412	CLAMP	2	
8	37725-96J00	BRACKET, SWITCH ASSY	1	
9	37850-99E04	SWITCH ASSY, PTT	1	
10	37722-93J11	SWITCH ASSY, TILT LIMIT	1	
11	09407-14407	CLAMP (L:145)	1	
12	38410-93J12	RELAY ASSY, PTT	1	
13	38415-93J00	HOLDER, PTT RELAY	1	
14	33920-96JA0	UNIT, ENGINE CONTROL	1	
15	33925-93J00	CUSHION, ENGINE CONTROL UNIT	1	
16	09407-14407	CLAMP (L:145)	AR	

FIG.114

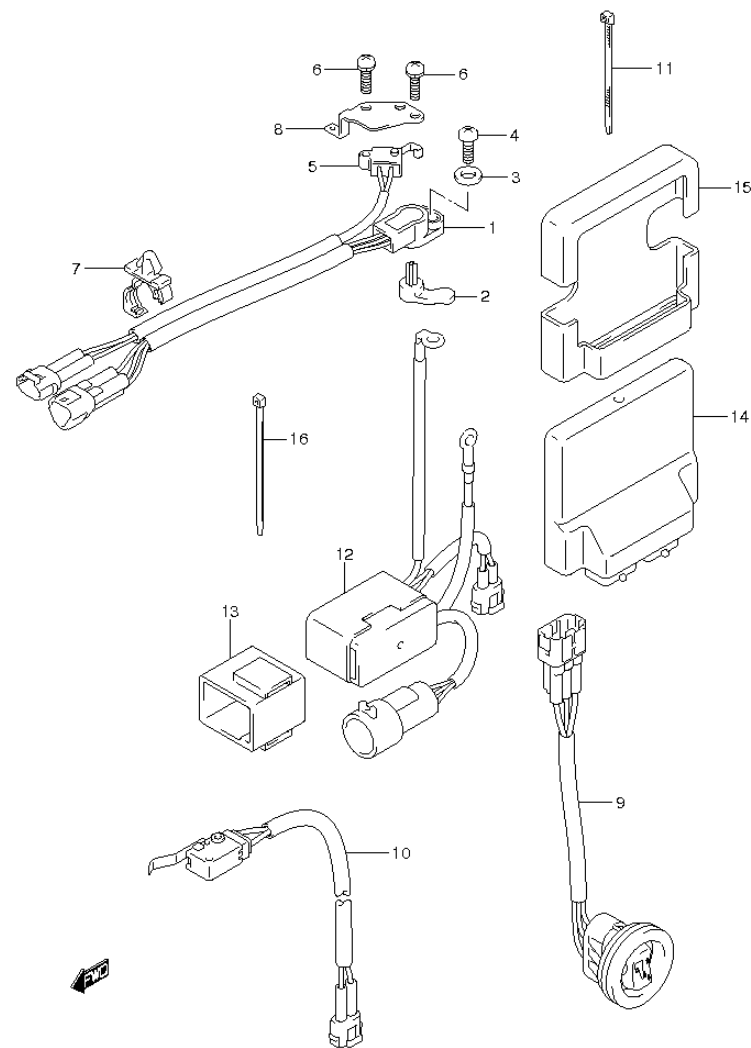


FIG.114 (2-B-12) PTT SWITCH / ENGINE CONTROL UNIT (DF150Z E40)

REF. NO.	PART NO.	DESCRIPTION	Q'TY	REMARKS
1	13580-93J01	SENSOR ASSY, SHIFT POSITION	1	
2	37729-93J00	LEVER, SHIFT SENSOR	1	
3	09160-05029	WASHER (5.5X12X0.8)	1	
4	02112-35167	SCREW	1	
5	37721-93J00	SWITCH ASSY, NEUTRAL	1	
6	09137-04004	SCREW (4X16)	2	
7	09403-12412	CLAMP	2	
8	37725-96J00	BRACKET, SWITCH ASSY	1	
9	37850-99E04	SWITCH ASSY, PTT	1	
10	37722-93J11	SWITCH ASSY, TILT LIMIT	1	
11	09407-14407	CLAMP (L:145)	1	
12	38410-93J12	RELAY ASSY, PTT	1	
13	38415-93J00	HOLDER, PTT RELAY	1	
14	33920-96JB0	UNIT, ENGINE CONTROL	1	
15	33925-93J00	CUSHION, ENGINE CONTROL UNIT	1	
16	09407-14407	CLAMP (L:145)	AR	



FIG.115

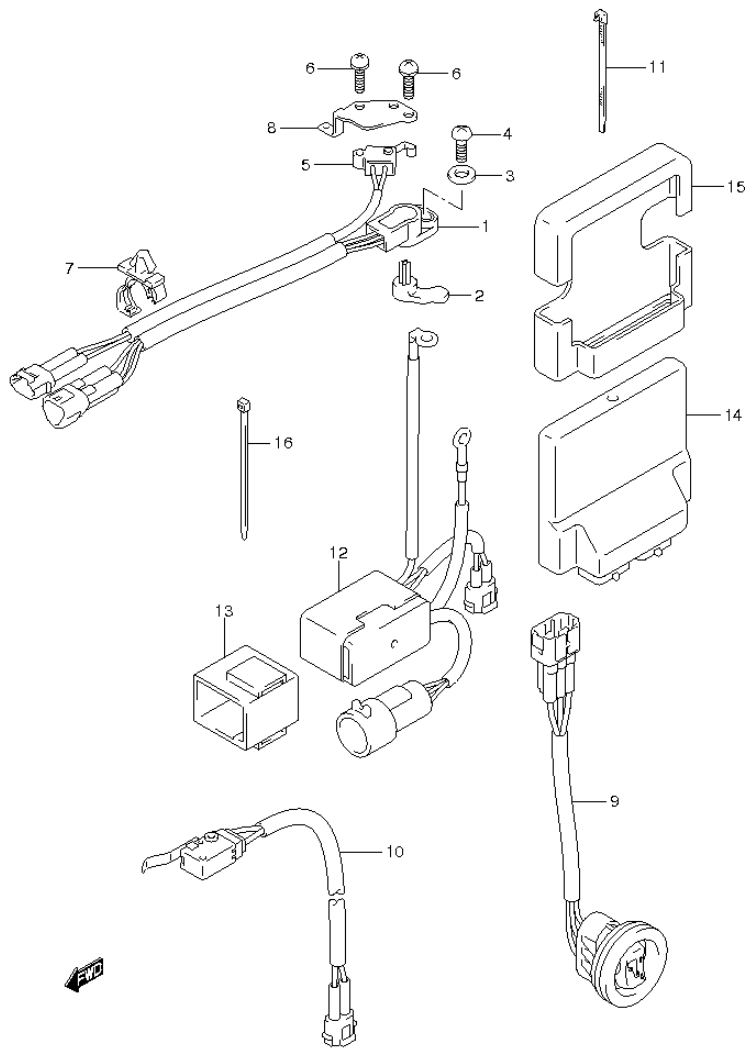


FIG.115 (2-B-13) PTT SWITCH / ENGINE CONTROL UNIT (DF175T E1)

REF NO.	PART NO.	DESCRIPTION	Q'TY	REMARKS
1	13580-93J01	SENSOR ASSY, SHIFT POSITION	1	
2	37729-93J00	LEVER, SHIFT SENSOR	1	
3	09160-05029	WASHER (5.5X12X0.8)	1	
4	02112-35167	SCREW	1	
5	37721-93J00	SWITCH ASSY, NEUTRAL	1	
6	09137-04004	SCREW (4X16)	2	
7	09403-12412	CLAMP	2	
8	37725-96J00	BRACKET, SWITCH ASSY	1	
9	37850-99E04	SWITCH ASSY, PTT	1	
10	37722-93J11	SWITCH ASSY, TILT LIMIT	1	
11	09407-14407	CLAMP (L:145)	1	
12	38410-93J12	RELAY ASSY, PTT	1	
13	38415-93J00	HOLDER, PTT RELAY	1	
14	33920-96JA0	UNIT, ENGINE CONTROL	1	
15	33925-93J00	CUSHION, ENGINE CONTROL UNIT	1	
16	09407-14407	CLAMP (L:145)	AR	

FIG.116

FIG.116 (2-B-14) PTT SWITCH / ENGINE CONTROL UNIT (DF175T E40)

REF NO.	PART NO.	DESCRIPTION	Q'TY	REMARKS
1	13580-93J01	SENSOR ASSY, SHIFT POSITION	1	
2	37729-93J00	LEVER, SHIFT SENSOR	1	
3	09160-05029	WASHER (5.5X12X0.8)	1	
4	02112-35167	SCREW	1	
5	37721-93J00	SWITCH ASSY, NEUTRAL	1	
6	09137-04004	SCREW (4X16)	2	
7	09403-12412	CLAMP	2	
8	37725-96J00	BRACKET, SWITCH ASSY	1	
9	37850-99E04	SWITCH ASSY, PTT	1	
10	37722-93J11	SWITCH ASSY, TILT LIMIT	1	
11	09407-14407	CLAMP (L:145)	1	
12	38410-93J12	RELAY ASSY, PTT	1	
13	38415-93J00	HOLDER, PTT RELAY	1	
14	33920-96JB0	UNIT, ENGINE CONTROL	1	
15	33925-93J00	CUSHION, ENGINE CONTROL UNIT	1	
16	09407-14407	CLAMP (L:145)	AR	

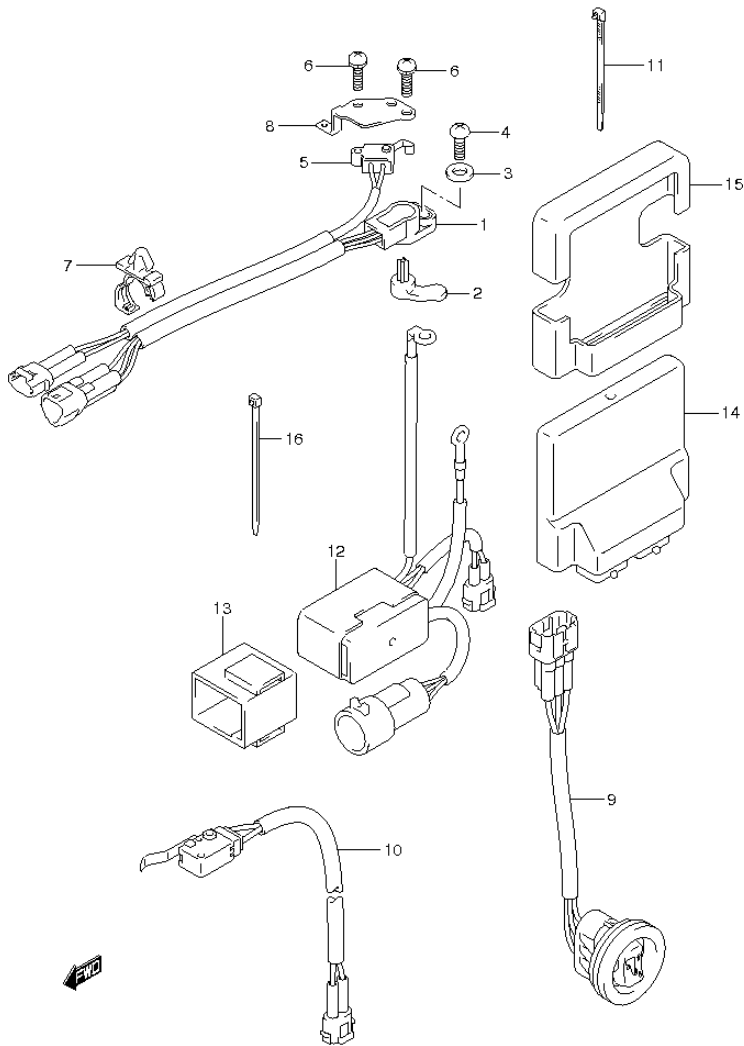


FIG.117 (2-B-15) PTT SWITCH / ENGINE CONTROL UNIT (DF175Z E1)



REF NO.	PART NO.	DESCRIPTION	QTY	REMARKS
1	13580-93J01	SENSOR ASSY, SHIFT POSITION	1	
2	37729-93J00	LEVER, SHIFT SENSOR	1	
3	09160-05029	WASHER (5.5X12X0.8)	1	
4	02112-35167	SCREW	1	
5	37721-93J00	SWITCH ASSY, NEUTRAL	1	
6	09137-04004	SCREW (4X16)	2	
7	09403-12412	CLAMP	2	
8	37725-96J00	BRACKET, SWITCH ASSY	1	
9	37850-99E04	SWITCH ASSY, PTT	1	
10	37722-93J11	SWITCH ASSY, TILT LIMIT	1	
11	09407-14407	CLAMP (L:145)	1	
12	38410-93J12	RELAY ASSY, PTT	1	
13	38415-93J00	HOLDER, PTT RELAY	1	
14	33920-96JA0	UNIT, ENGINE CONTROL	1	
15	33925-93J00	CUSHION, ENGINE CONTROL UNIT	1	
16	09407-14407	CLAMP (L:145)	AR	

FIG.118

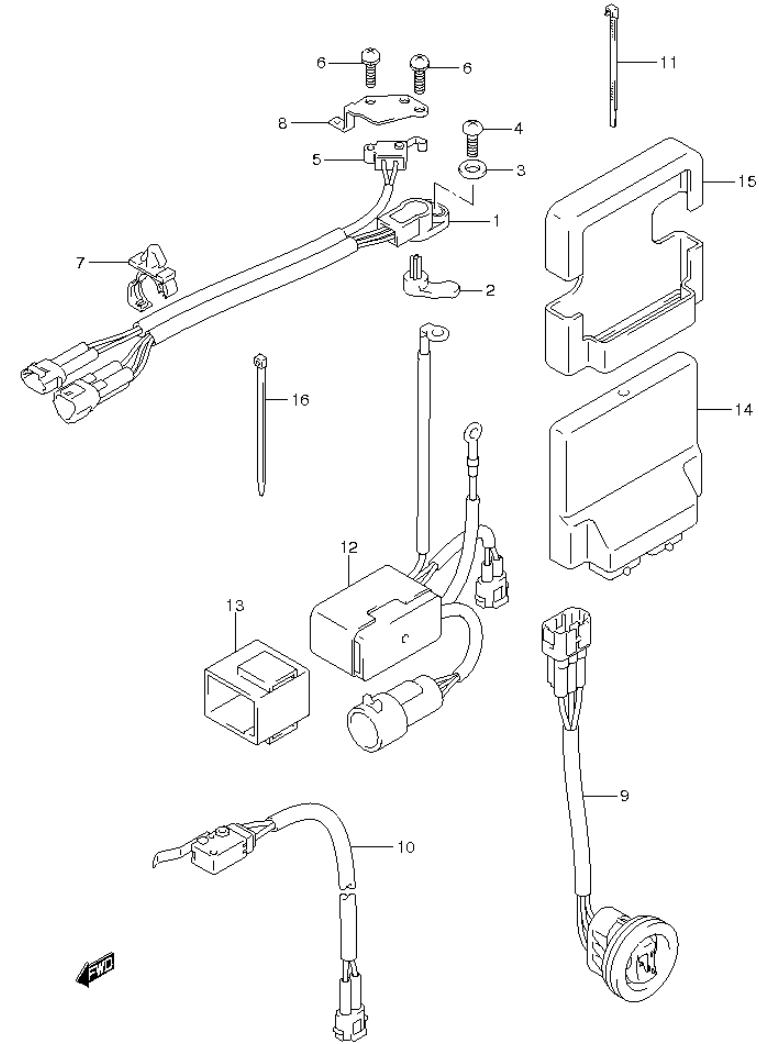


FIG.118 (2-C-2) PTT SWITCH / ENGINE CONTROL UNIT (DF175Z E40)

REF NO.	PART NO.	DESCRIPTION	Q'TY	REMARKS
1	13580-93J01	SENSOR ASSY, SHIFT POSITION	1	
2	37729-93J00	LEVER, SHIFT SENSOR	1	
3	09160-05029	WASHER (5.5X12X0.8)	1	
4	02112-35167	SCREW	1	
5	37721-93J00	SWITCH ASSY, NEUTRAL	1	
6	09137-04004	SCREW (4X16)	2	
7	09403-12412	CLAMP	2	
8	37725-96J00	BRACKET, SWITCH ASSY	1	
9	37850-99E04	SWITCH ASSY, PTT	1	
10	37722-93J11	SWITCH ASSY, TILT LIMIT	1	
11	09407-14407	CLAMP (L:145)	1	
12	38410-93J12	RELAY ASSY, PTT	1	
13	38415-93J00	HOLDER, PTT RELAY	1	
14	33920-96JB0	UNIT, ENGINE CONTROL	1	
15	33925-93J00	CUSHION, ENGINE CONTROL UNIT	1	
16	09407-14407	CLAMP (L:145)	AR	

FIG.119

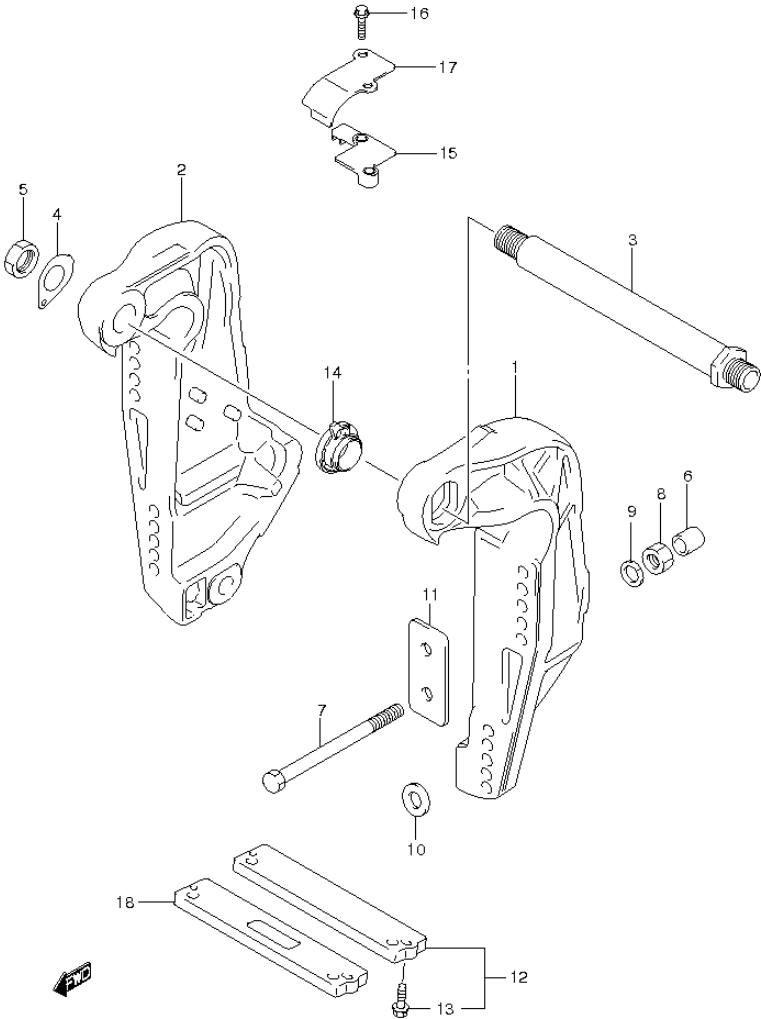


FIG.119 (2-C-3) CLAMP BRACKET

REF NO.	PART NO.	DESCRIPTION	Q' TY	REMARKS
1	41111-96J21-0EP	BRACKET, CLAMP STBD	1	
2	41121-96J11-0EP	BRACKET, CLAMP PORT	1	
3	41130-92J01	SHAFT, CLAMP BRKT	1	
4	41135-92J00	WASHER, CLAMP BRACKET SHAFT	1	
5	09159-22006	NUT	1	
6	41153-93J00	CAP, TRANSOM BOLT	6	
7-1	09100-12086	BOLT (12X150)	6	
7-2	09100-12085	BOLT (12.7X115)	1	OPT
7-3	09100-12092	BOLT (12X75)	1	OPT
8	09159-12062	NUT	6	
9	09160-13016	WASHER (13.2X26X3)	6	
10	09160-13017	WASHER (13.2X45X5)	4	
11	41155-93J02	PLATE, TRANSOM	2	
12	55320-94900	ZINC SET, PROTECTION	1	
13	09116-06121	BOLT (6X25)	2	
14	48140-93J00	CAM, TILT LIMIT SWITCH	1	
15	48144-93J00	HOLDER, TILT LIMIT SWITCH	1	
16	09103-06278	BOLT (6X25)	2	
17	48145-93J00	COVER, TILT LIMIT SWITCH	1	
18	55321-94910	ANODE (MAGNESIUM)	1	OPT

FIG.120

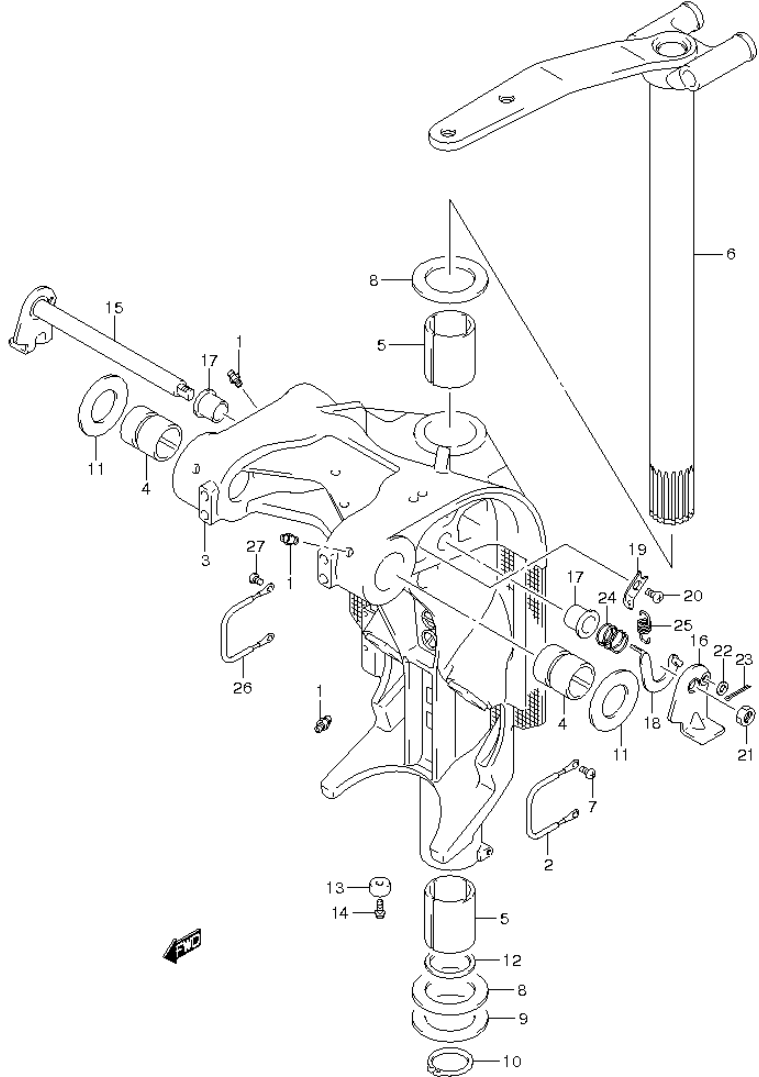


FIG.120 (2-C-4) SWIVEL BRACKET (DF150T E1)

REF NO.	PART NO.	DESCRIPTION	Q' TY	REMARKS
1	22511-99011	NIPPLE, GREASE	4	
2	36894-87D00	LEAD (SWIVEL TO MOUNT BRKT)	1	
3-1	43111-96J00-0EP	BRACKET, SWIVEL (L) (BLACK)	1	TRANSOM(L)
3-2	43111-96J10-0EP	BRACKET, SWIVEL (X) (BLACK)	1	TRANSOM(X)
4	43211-93J00	BUSH, CLAMP SHAFT SWIVEL	2	
5	43711-97E00	BUSH, STEERING	2	
6-1	43750-96J01-0EP	BRACKET, STEERING (L) (BLACK)	1	TRANSOM(L)
6-2	43750-96J11-0EP	BRACKET, STEERING (X) (BLACK)	1	TRANSOM(X)
7	09125-06063	SCREW (6X10)	1	
8	09160-39001	WASHER (39.5X64X1)	2	
9	09181-39001	SHIM (39.5X64X0.3)	4	
10	09380-38003	CIRCLIP	1	
11	09169-28003	WASHER	2	
12	09282-39001	OIL SEAL (39X51X5)	1	
13-1	55321-87J00	ANODE, PROTECTION	1	
13-2	55321-87J10	ANODE (MAGNESIUM)	1	OPT
14	09103-06281	BOLT (6X14)	1	
15	41220-96J10	LEVER, TILT LOCK	1	
16	41234-96J10	LEVER, TILT LOCK PORT	1	
17	41224-95E01	BUSH, TILT STOPPER ROD	2	
18	41230-96J00	LINK, TILT LOCK LEVER	1	
19	41233-95E10	BRACKET, TILT LOCK SPRING	1	
20	09125-06063	SCREW (6X10)	1	
21	09140-10032	NUT	1	
22	09160-06082	WASHER (6.5X13X1.0)	1	
23	09204-01006	PIN	1	
24	09440-19028	SPRING	1	
25	09443-10043	SPRING	1	
26	36894-87D00	LEAD (SWIVEL TO MOUNT BRACKET)	1	
27	09125-06063	SCREW (6X10)	2	

FIG.121

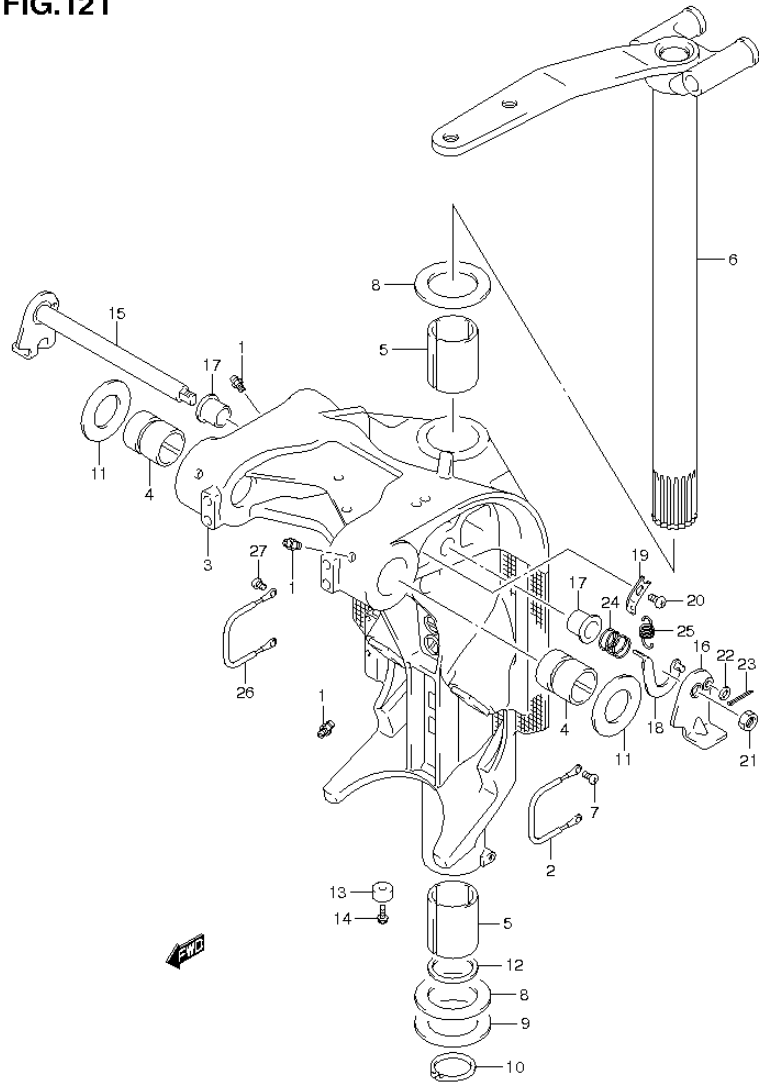


FIG.121 (2-C-5) SWIVEL BRACKET (DF150T E40)

REF NO.	PART NO.	DESCRIPTION	Q'TY	REMARKS
1	22511-99011	NIPPLE, GREASE	4	
2	36894-87D00	LEAD (SWIVEL TO MOUNT BRKT)	1	
3-1	43111-96J00-0EP	BRACKET, SWIVEL (L) (BLACK)	1	TRANSOM(L)
3-2	43111-96J10-0EP	BRACKET, SWIVEL (X) (BLACK)	1	TRANSOM(X)
4	43211-93J00	BUSH, CLAMP SHAFT SWIVEL	2	
5	43711-97E00	BUSH, STEERING	2	
6-1	43750-96J01-0EP	BRACKET, STEERING (L) (BLACK)	1	TRANSOM(L)
6-2	43750-96J11-0EP	BRACKET, STEERING (X) (BLACK)	1	TRANSOM(X)
7	09125-06063	SCREW (6X10)	1	
8	09160-39001	WASHER (39.5X64X1)	2	
9	09181-39001	SHIM (39.5X64X0.3)	4	
10	09380-38003	CIRCLIP	1	
11	09169-28003	WASHER	2	
12	09282-39001	OIL SEAL (39X51X5)	1	
13-1	55321-87J00	ANODE, PROTECTION	1	
13-2	55321-87J10	ANODE (MAGNESIUM)	1	OPT
14	09103-06281	BOLT (6X14)	1	
15	41220-96J10	LEVER, TILT LOCK	1	
16	41234-96J10	LEVER, TILT LOCK PORT	1	
17	41224-95E01	BUSH, TILT STOPPER ROD	2	
18	41230-96J00	LINK, TILT LOCK LEVER	1	
19	41233-95E10	BRACKET, TILT LOCK SPRING	1	
20	09125-06063	SCREW (6X10)	1	
21	09140-10032	NUT	1	
22	09160-06082	WASHER (6.5X13X1.0)	1	
23	09204-01006	PIN	1	
24	09440-19028	SPRING	1	
25	09443-10043	SPRING	1	
26	36894-87D00	LEAD (SWIVEL TO MOUNT BRACKET)	1	
27	09125-06063	SCREW (6X10)	2	

FIG.122

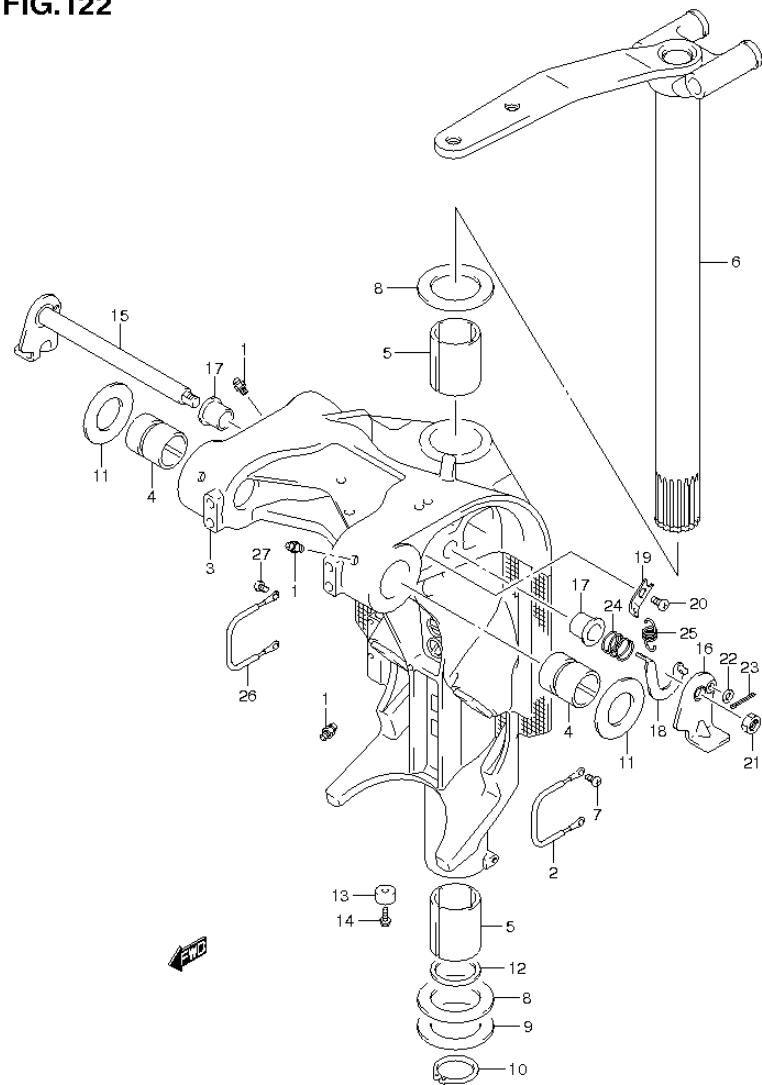


FIG.122 (2-C-6) SWIVEL BRACKET (DF150Z E1)

REF NO.	PART NO.	DESCRIPTION	Q'TY	REMARKS
1	22511-99011	NIPPLE, GREASE	4	
2	36894-87D00	LEAD (SWIVEL TO MOUNT BRKT)	1	
3-1	43111-96J00-0EP	BRACKET, SWIVEL (L) (BLACK)	1	TRANSOM(L)
3-2	43111-96J10-0EP	BRACKET, SWIVEL (X) (BLACK)	1	TRANSOM(X)
4	43211-93J00	BUSH, CLAMP SHAFT SWIVEL	2	
5	43711-97E00	BUSH, STEERING	2	
6-1	43750-96J01-0EP	BRACKET, STEERING (L) (BLACK)	1	TRANSOM(L)
6-2	43750-96J11-0EP	BRACKET, STEERING (X) (BLACK)	1	TRANSOM(X)
7	09125-06063	SCREW (6X10)	1	
8	09160-39001	WASHER (39.5X64X1)	2	
9	09181-39001	SHIM (39.5X64X0.3)	4	
10	09380-38003	CIRCLIP	1	
11	09169-28003	WASHER	2	
12	09282-39001	OIL SEAL (39X51X5)	1	
13-1	55321-87J00	ANODE, PROTECTION	1	
13-2	55321-87J10	ANODE (MAGNESIUM)	1	OPT
14	09103-06281	BOLT (6X14)	1	
15	41220-96J10	LEVER, TILT LOCK	1	
16	41234-96J10	LEVER, TILT LOCK PORT	1	
17	41224-95E01	BUSH, TILT STOPPER ROD	2	
18	41230-96J00	LINK, TILT LOCK LEVER	1	
19	41233-95E10	BRACKET, TILT LOCK SPRING	1	
20	09125-06063	SCREW (6X10)	1	
21	09140-10032	NUT	1	
22	09160-06082	WASHER (6.5X13X1.0)	1	
23	09204-01006	PIN	1	
24	09440-19028	SPRING	1	
25	09443-10043	SPRING	1	
26	36894-87D00	LEAD (SWIVEL TO MOUNT BRACKET)	1	
27	09125-06063	SCREW (6X10)	2	



FIG. 123 (2-C-7) SWIVEL BRACKET (DF150Z E40)

DF150 175 E01 012

FIG.124

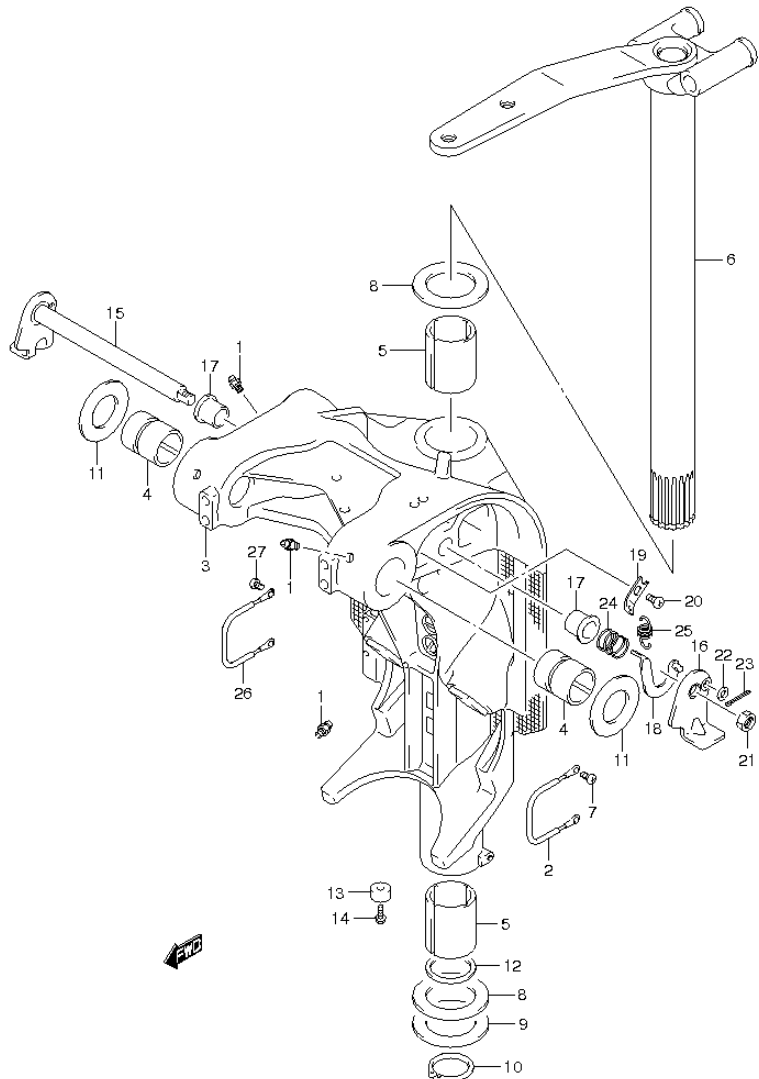


FIG.124 (2-C-8) SWIVEL BRACKET (DF175T E1)

REF NO.	PART NO.	DESCRIPTION	Q' TY	REMARKS
1	22511-99011	NIPPLE, GREASE	4	
2	36894-87D00	LEAD (SWIVEL TO MOUNT BRKT)	1	
3-1	43111-96J00-0EP	BRACKET, SWIVEL (L) (BLACK)	1	TRANSOM(L)
3-2	43111-96J10-0EP	BRACKET, SWIVEL (X) (BLACK)	1	TRANSOM(X)
4	43211-93J00	BUSH, CLAMP SHAFT SWIVEL	2	
5	43711-97E00	BUSH, STEERING	2	
6-1	43750-96J01-0EP	BRACKET, STEERING (L) (BLACK)	1	TRANSOM(L)
6-2	43750-96J11-0EP	BRACKET, STEERING (X) (BLACK)	1	TRANSOM(X)
7	09125-06063	SCREW (6X10)	1	
8	09160-39001	WASHER (39.5X64X1)	2	
9	09181-39001	SHIM (39.5X64X0.3)	4	
10	09380-38003	CIRCLIP	1	
11	09169-28003	WASHER	2	
12	09282-39001	OIL SEAL (39X51X5)	1	
13-1	55321-87J00	ANODE, PROTECTION	1	
13-2	55321-87J10	ANODE (MAGNESIUM)	1	OPT
14	09103-06281	BOLT (6X14)	1	
15	41220-96J10	LEVER, TILT LOCK	1	
16	41234-96J10	LEVER, TILT LOCK PORT	1	
17	41224-95E01	BUSH, TILT STOPPER ROD	2	
18	41230-96J00	LINK, TILT LOCK LEVER	1	
19	41233-95E10	BRACKET, TILT LOCK SPRING	1	
20	09125-06063	SCREW (6X10)	1	
21	09140-10032	NUT	1	
22	09160-06082	WASHER (6.5X13X1.0)	1	
23	09204-01006	PIN	1	
24	09440-19028	SPRING	1	
25	09443-10043	SPRING	1	
26	36894-87D00	LEAD (SWIVEL TO MOUNT BRACKET)	1	
27	09125-06063	SCREW (6X10)	2	

FIG.125

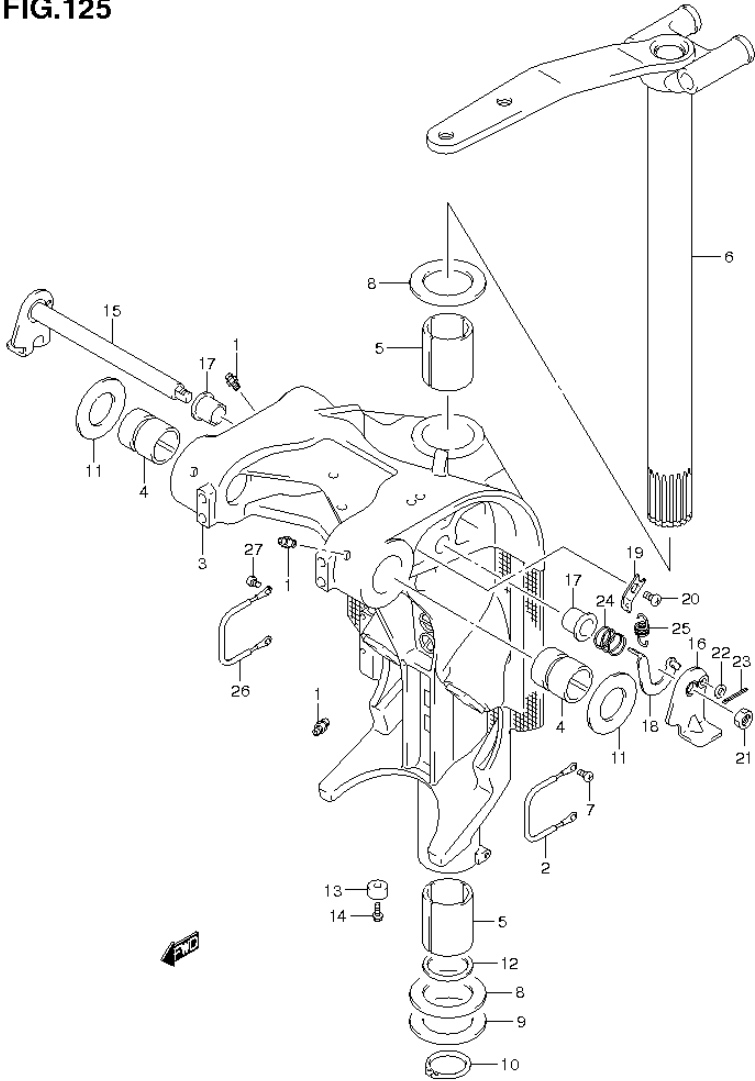


FIG.125 (2-C-9) SWIVEL BRACKET (DF175T E40)

REF NO.	PART NO.	DESCRIPTION	Q'TY	REMARKS
1	22511-99011	NIPPLE, GREASE	4	
2	36894-87D00	LEAD (SWIVEL TO MOUNT BRKT)	1	
3-1	43111-96J00-0EP	BRACKET, SWIVEL (L) (BLACK)	1	TRANSOM(L)
3-2	43111-96J10-0EP	BRACKET, SWIVEL (X) (BLACK)	1	TRANSOM(X)
4	43211-93J00	BUSH, CLAMP SHAFT SWIVEL	2	
5	43711-97E00	BUSH, STEERING	2	
6-1	43750-96J01-0EP	BRACKET, STEERING (L) (BLACK)	1	TRANSOM(L)
6-2	43750-96J11-0EP	BRACKET, STEERING (X) (BLACK)	1	TRANSOM(X)
7	09125-06063	SCREW (6X10)	1	
8	09160-39001	WASHER (39.5X64X1)	2	
9	09181-39001	SHIM (39.5X64X0.3)	4	
10	09380-38003	CIRCLIP	1	
11	09169-28003	WASHER	2	
12	09282-39001	OIL SEAL (39X51X5)	1	
13-1	55321-87J00	ANODE, PROTECTION	1	
13-2	55321-87J10	ANODE (MAGNESIUM)	1	OPT
14	09103-06281	BOLT (6X14)	1	
15	41220-96J10	LEVER, TILT LOCK	1	
16	41234-96J10	LEVER, TILT LOCK PORT	1	
17	41224-95E01	BUSH, TILT STOPPER ROD	2	
18	41230-96J00	LINK, TILT LOCK LEVER	1	
19	41233-95E10	BRACKET, TILT LOCK SPRING	1	
20	09125-06063	SCREW (6X10)	1	
21	09140-10032	NUT	1	
22	09160-06082	WASHER (6.5X13X1.0)	1	
23	09204-01006	PIN	1	
24	09440-19028	SPRING	1	
25	09443-10043	SPRING	1	
26	36894-87D00	LEAD (SWIVEL TO MOUNT BRACKET)	1	
27	09125-06063	SCREW (6X10)	2	

FIG.126

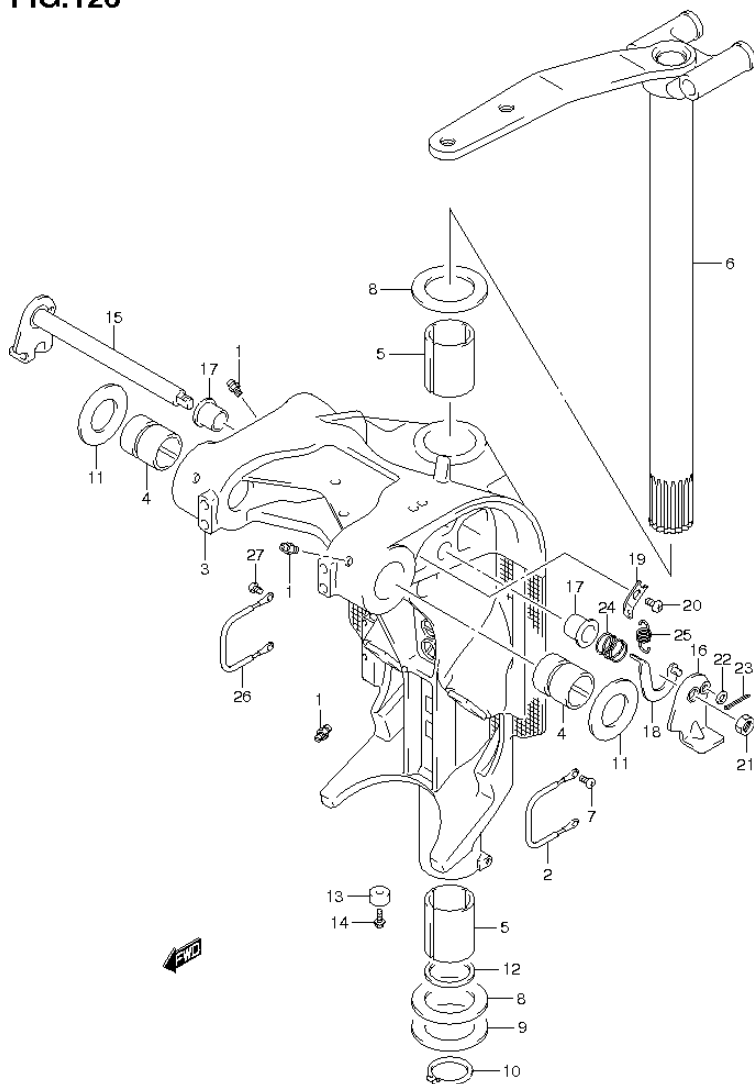


FIG.126 (2-C-10) SWIVEL BRACKET (DF175Z E1)

REF NO.	PART NO.	DESCRIPTION	Q' TY	REMARKS
1	22511-99011	NIPPLE, GREASE	4	
2	36894-87D00	LEAD (SWIVEL TO MOUNT BRKT)	1	
3-1	43111-96J00-0EP	BRACKET, SWIVEL (L) (BLACK)	1	TRANSOM(L)
3-2	43111-96J10-0EP	BRACKET, SWIVEL (X) (BLACK)	1	TRANSOM(X)
4	43211-93J00	BUSH, CLAMP SHAFT SWIVEL	2	
5	43711-97E00	BUSH, STEERING	2	
6-1	43750-96J01-0EP	BRACKET, STEERING (L) (BLACK)	1	TRANSOM(L)
6-2	43750-96J11-0EP	BRACKET, STEERING (X) (BLACK)	1	TRANSOM(X)
7	09125-06063	SCREW (6X10)	1	
8	09160-39001	WASHER (39.5X64X1)	2	
9	09181-39001	SHIM (39.5X64X0.3)	4	
10	09380-38003	CIRCLIP	1	
11	09169-28003	WASHER	2	
12	09282-39001	OIL SEAL (39X51X5)	1	
13-1	55321-87J00	ANODE, PROTECTION	1	
13-2	55321-87J10	ANODE (MAGNESIUM)	1	OPT
14	09103-06281	BOLT (6X14)	1	
15	41220-96J10	LEVER, TILT LOCK	1	
16	41234-96J10	LEVER, TILT LOCK PORT	1	
17	41224-95E01	BUSH, TILT STOPPER ROD	2	
18	41230-96J00	LINK, TILT LOCK LEVER	1	
19	41233-95E10	BRACKET, TILT LOCK SPRING	1	
20	09125-06063	SCREW (6X10)	1	
21	09140-10032	NUT	1	
22	09160-06082	WASHER (6.5X13X1.0)	1	
23	09204-01006	PIN	1	
24	09440-19028	SPRING	1	
25	09443-10043	SPRING	1	
26	36894-87D00	LEAD (SWIVEL TO MOUNT BRACKET)	1	
27	09125-06063	SCREW (6X10)	2	

FIG.127

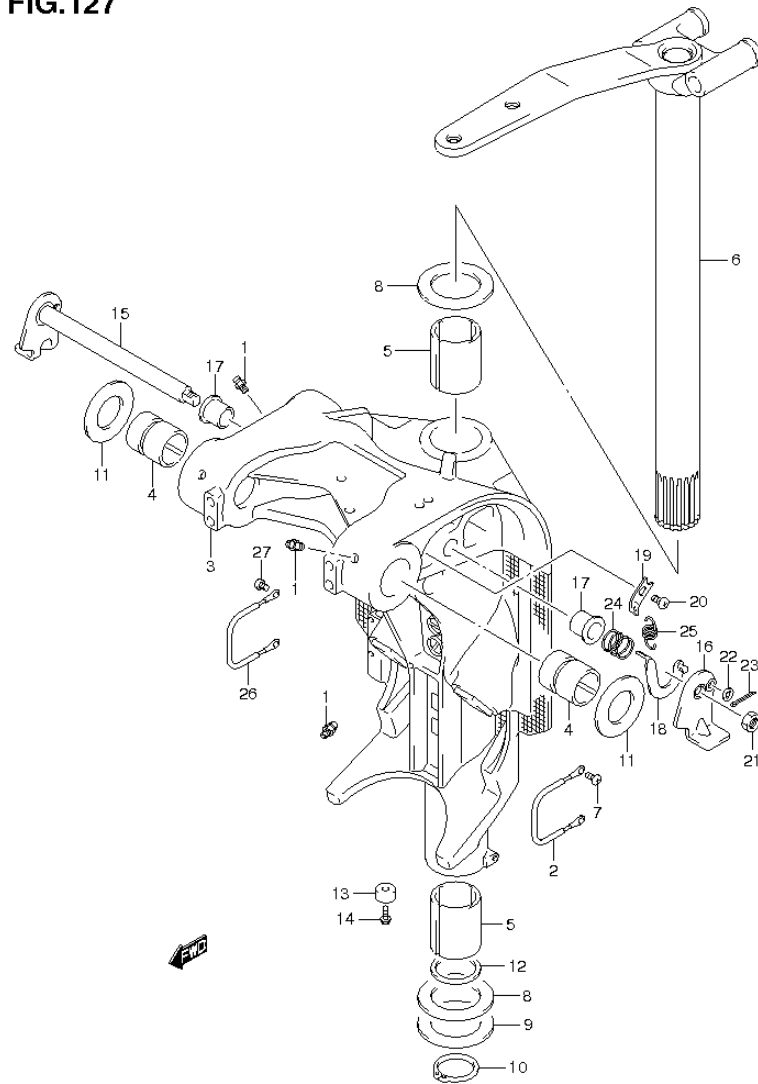
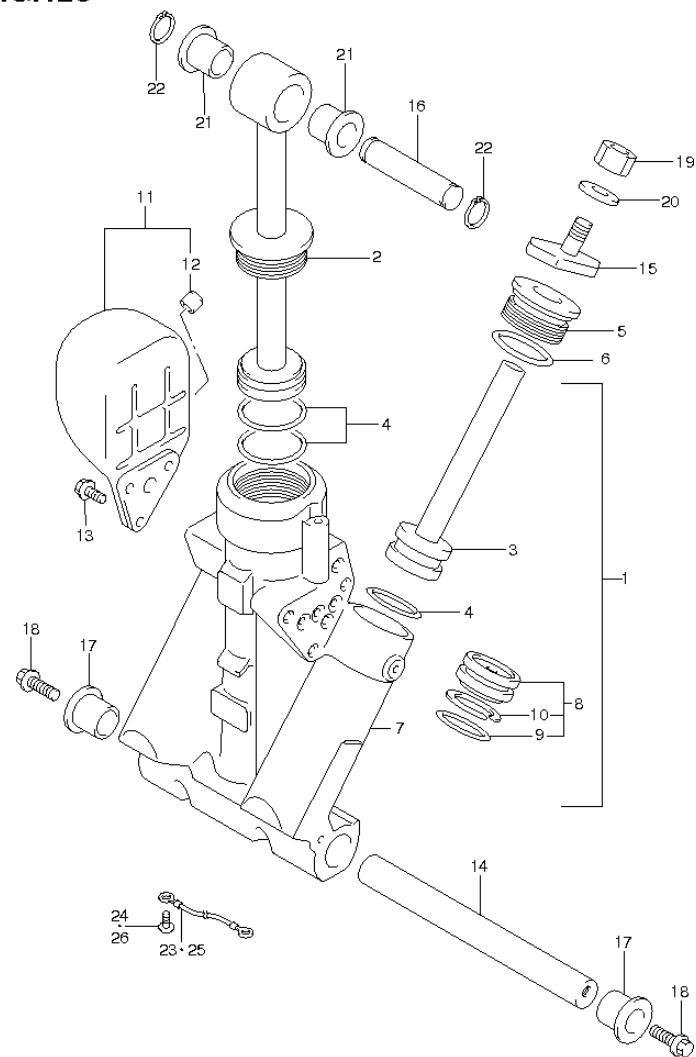


FIG.127 (2-C-11) SWIVEL BRACKET (DF175Z E40)

REF NO.	PART NO.	DESCRIPTION	Q'TY	REMARKS
1	22511-99011	NIPPLE, GREASE	4	
2	36894-87D00	LEAD (SWIVEL TO MOUNT BRKT)	1	
3-1	43111-96J00-0EP	BRACKET, SWIVEL (L) (BLACK)	1	TRANSOM(L)
3-2	43111-96J10-0EP	BRACKET, SWIVEL (X) (BLACK)	1	TRANSOM(X)
4	43211-93J00	BUSH, CLAMP SHAFT SWIVEL	2	
5	43711-97E00	BUSH, STEERING	2	
6-1	43750-96J01-0EP	BRACKET, STEERING (L) (BLACK)	1	TRANSOM(L)
6-2	43750-96J11-0EP	BRACKET, STEERING (X) (BLACK)	1	TRANSOM(X)
7	09125-06063	SCREW (6X10)	1	
8	09160-39001	WASHER (39.5X64X1)	2	
9	09181-39001	SHIM (39.5X64X0.3)	4	
10	09380-38003	CIRCLIP	1	
11	09169-28003	WASHER	2	
12	09282-39001	OIL SEAL (39X51X5)	1	
13-1	55321-87J00	ANODE, PROTECTION	1	
13-2	55321-87J10	ANODE (MAGNESIUM)	1	OPT
14	09103-06281	BOLT (6X14)	1	
15	41220-96J10	LEVER, TILT LOCK	1	
16	41234-96J10	LEVER, TILT LOCK PORT	1	
17	41224-95E01	BUSH, TILT STOPPER ROD	2	
18	41230-96J00	LINK, TILT LOCK LEVER	1	
19	41233-95E10	BRACKET, TILT LOCK SPRING	1	
20	09125-06063	SCREW (6X10)	1	
21	09140-10032	NUT	1	
22	09160-06082	WASHER (6.5X13X1.0)	1	
23	09204-01006	PIN	1	
24	09440-19028	SPRING	1	
25	09443-10043	SPRING	1	
26	36894-87D00	LEAD (SWIVEL TO MOUNT BRACKET)	1	
27	09125-06063	SCREW (6X10)	2	

FIG.128



DF150 175 E01 012\_128  
TRIM CYLINDER

FIG.128 (2-C-12) TRIM CYLINDER

REF NO.	PART NO.	DESCRIPTION	Q'TY	REMARKS
1-1	48503-96J01	MANIFOLD SUB ASSY	1	DF150T UP TO VIN.210739 DF150Z UP TO VIN.210065 DF175T UP TO VIN.210424 DF175Z UP TO VIN.210023
1-2	48503-96J02	MANIFOLD SUB ASSY	1	DF150T FROM VIN.210740 DF150Z FROM VIN.210066 DF175T FROM VIN.210425 DF175Z FROM VIN.210024
2	48401-96J01	·PISTON ASSY	1	
3	48601-94900	·PISTON / RAM ASSY	2	
4	48627-95E00	·O RING SET	3	
5-1	48630-96J01	·HEAD, TRIM CYLINDER	2	DF150T UP TO VIN.210739 DF150Z UP TO VIN.210065 DF175T UP TO VIN.210424 DF175Z UP TO VIN.210023
5-2	48630-96J02	·HEAD, TRIM CYLINDER	2	DF150T FROM VIN.210740 DF150Z FROM VIN.210066 DF175T FROM VIN.210425 DF175Z FROM VIN.210024
6	48633-94900	·O RING SET (2PCS)	2	
7	48641-96J01	·MANIFOLD, PTT	1	
8	48650-94900	·PISTON, FREE	1	
9	48405-87D00	··O RING	1	
10	48615-97E00	··RING SET, PISTON	1	

FIG.128

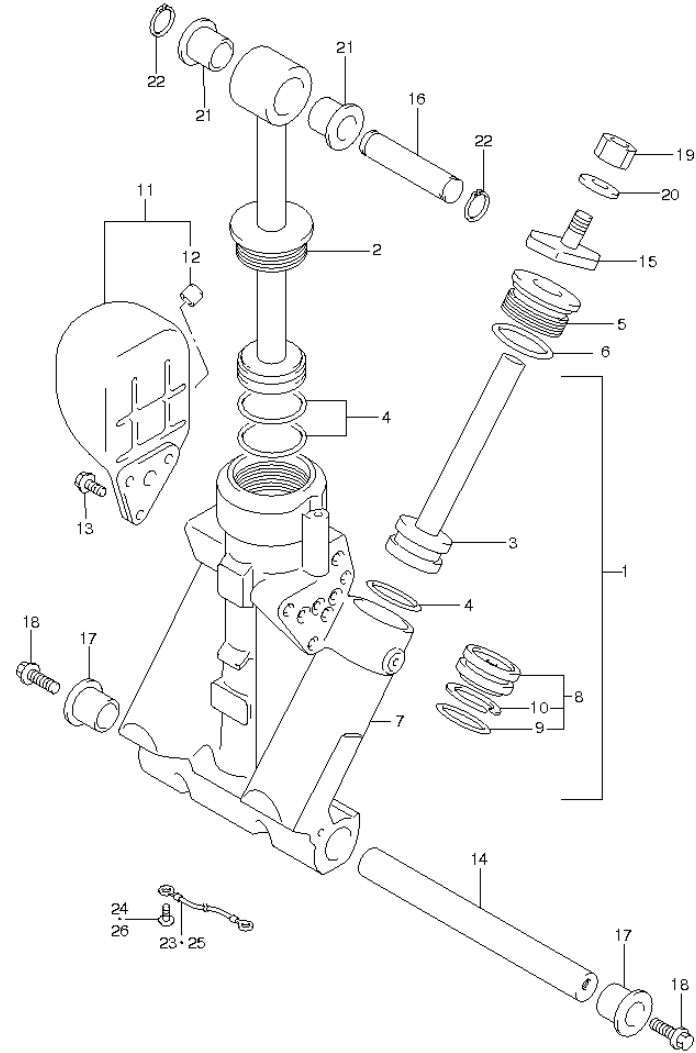


FIG.128 (2-C-13) TRIM CYLINDER

REF NO.	PART NO.	DESCRIPTION	Q'TY	REMARKS
11-1	48570-95E00	RESERVOIR	1	DF150T UP TO VIN.210739 DF150Z UP TO VIN.210065 DF175T UP TO VIN.210424 DF175Z UP TO VIN.210023
11-2	48570-95E01	RESERVOIR	1	DF150T FROM VIN.210740 DF150Z FROM VIN.210066 DF175T FROM VIN.210425 DF175Z FROM VIN.210024
12	48572-95E00	CAP	1	
13	48861-92J00	BOLT, RESERVOIR	3	
14	48121-92J00	SHAFT, TILT CYL LOWER	1	
15	48311-96J00	PAD, TRIM CYL RAM	2	
16	48321-87D03	SHAFT, TILT CYL UPPER	1	
17	48326-95E00	BUSH, TILT CYL LOWER	2	
18	09116-10131	BOLT (10X35)	2	
19	29141-93J20	NUT, TRIM CYL RAM (M10)	2	
20	09162-10005	LOCK WASHER	2	
21	09306-17001	BUSH	2	
22	09380-17009	CIRCLIP	2	
23	36894-87D00	LEAD, PTT TO ANODE (L165)	1	DF150T UP TO VIN.210739 DF150Z UP TO VIN.210065 DF175T UP TO VIN.210424 DF175Z UP TO VIN.210023
24	09125-06063	SCREW (6X10)	1	DF150T UP TO VIN.210739 DF150Z UP TO VIN.210065 DF175T UP TO VIN.210424 DF175Z UP TO VIN.210023

FIG.128

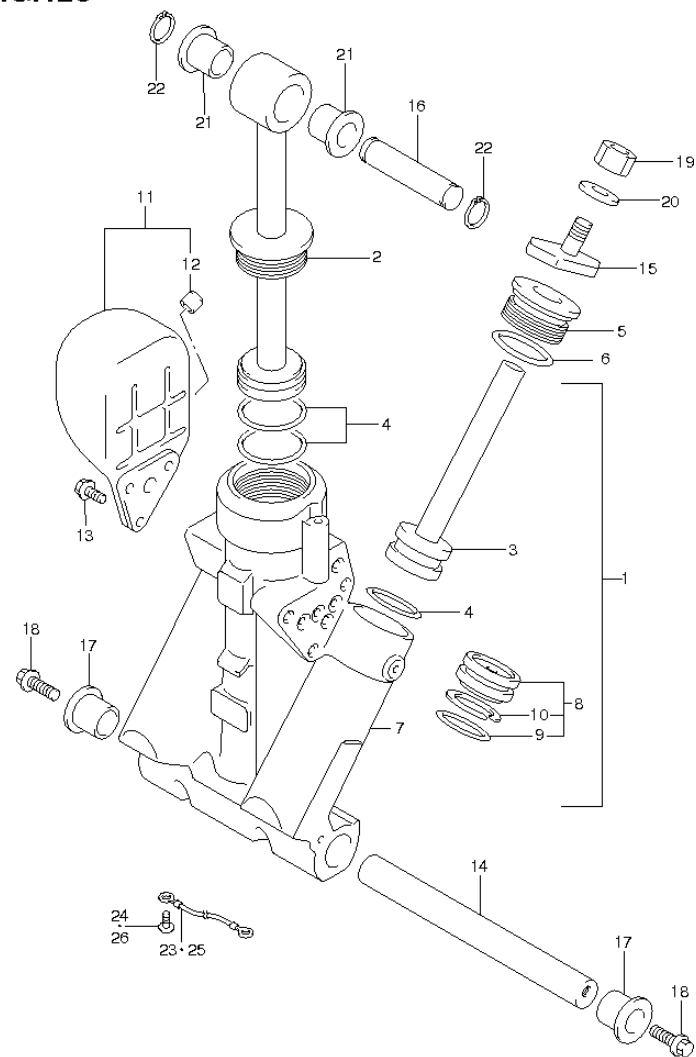


FIG.128 (2-C-14) TRIM CYLINDER

REF NO.	PART NO.	DESCRIPTION	Q' TY	REMARKS
25	36895-87D10	LEAD, PTT TO ANODE (L310)	1	DF150T FROM VIN.210740 DF150Z FROM VIN.210066 DF175T FROM VIN.210425 DF175Z FROM VIN.210024
26	29125-93J10	SCREW (5X8)	1	DF150T FROM VIN.210740 DF150Z FROM VIN.210066 DF175T FROM VIN.210425 DF175Z FROM VIN.210024



FIG.129

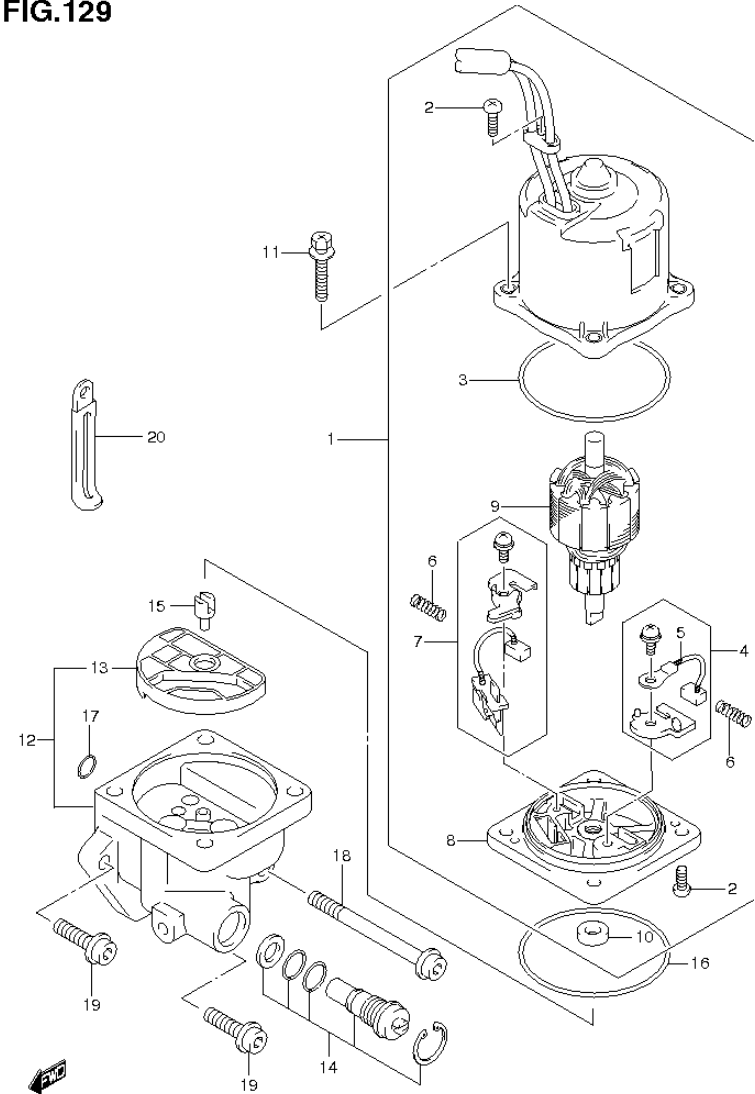


FIG.129 (2-C-15) PTT MOTOR

REF. NO.	PART NO.	DESCRIPTION	Q' TY	REMARKS
1	38100-96J00	MOTOR ASSY, PTT	1	
2	31111-94900	·SCREW, YOKE	3	
3	31123-94900	·O RING	1	
4	31133-90J00	··BRUSH SET, PLUS	1	
5	31133-94900	··BRUSH, PLUS	1	
6	31135-94900	··SPRING	2	
7	31136-90J10	··BREAKER	1	
8	31173-94910	·HOLDER, BRUSH	1	INC.NO.3,4,5,6,7,10
9	31311-94900	·ARMATURE	1	
10	33799-97E00	·OIL SEAL	1	
11	31281-92J00	BOLT	4	
12-1	48502-96J03	PUMP ASSY	1	->48502-96J04 USED WITH 36895-87D10, 29125-93J10
12-2	48502-96J04	PUMP ASSY	1	DF150T FROM VIN.210740 DF150Z FROM VIN.210066 DF175T FROM VIN.210425 DF175Z FROM VIN.210024
13	48582-95E01	·FILTER	1	
14	48864-96J00	·VALVE, MANUAL	1	
15	48583-95E00	JOINT, DRIVE	1	
16	48585-95E00	O RING	1	
17	48588-94900	O RING SET (6PCS)	1	
18	48862-92J00	BOLT	1	
19	48862-92J10	BOLT	2	
20	29404-93J10	CLAMP	1	

FIG.130

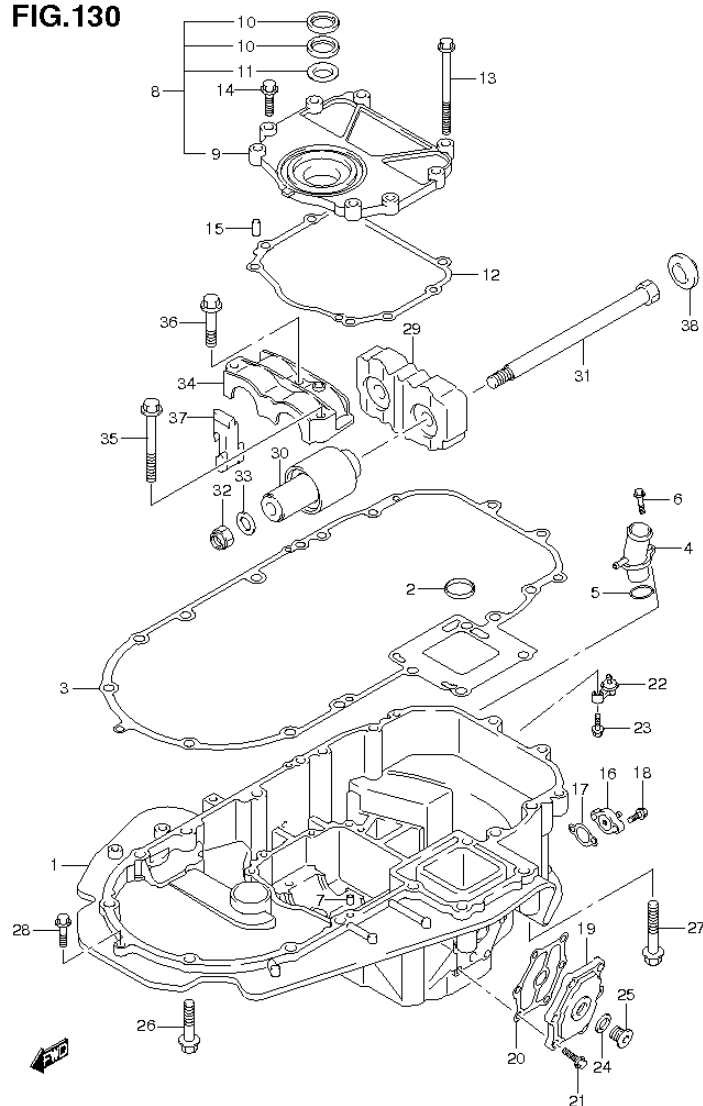


FIG.130 (2-D-2) ENGINE HOLDER

REF NO.	PART NO.	DESCRIPTION	Q' TY	REMARKS
1	51111-96J00-0EP	HOLDER SET, ENGINE (BLACK)	1	
2	16519-93J00	SEAL, ENGINE HOLDER OIL	1	
3	51211-96J00	GASKET, ENGINE HOLDER	1	
4-1	51115-90J00	UNION, WATER RETURN	1	DF150T UP TO VIN.210739 DF150Z UP TO VIN.210065 DF175T UP TO VIN.210424 DF175Z UP TO VIN.210023
4-2	51115-90J10	UNION, WATER RETURN	1	DF150T FROM VIN.210740 DF150Z FROM VIN.210066 DF175T FROM VIN.210425 DF175Z FROM VIN.210024
5	09280-26006	O RING (D:3.1,ID:26.4)	1	
6	01550-06257	BOLT	1	
7	09206-08001	PIN	2	
8	51120-96J00	COVER COMP, MOUNT OIL SEAL	1	
9	51122-96J01	COVER, MOUNT OIL SEAL	1	
10	51124-93J00	OIL SEAL	2	
11	51125-93J00	SCRAPER	1	
12	51123-96J01	GASKET, MOUNT OIL SEAL COVER	1	
13	09103-08109	BOLT (8X120)	1	
14	01550-0830A	BOLT	7	
15	09206-08001	PIN	2	
16	51140-96J00	COVER, ENG HOLDER	1	
17	51142-96J00	GASKET, ENGINE HOLDER COVER	1	
18	01550-06207	BOLT	2	
19	51161-96J00-0EP	COVER, ENG HOLDER WATER JKT	1	
20	51162-96J00	GASKET, ENG HOLDER WTR JKT COV	1	
21	09103-06093	BOLT (6X20)	6	

FIG.130

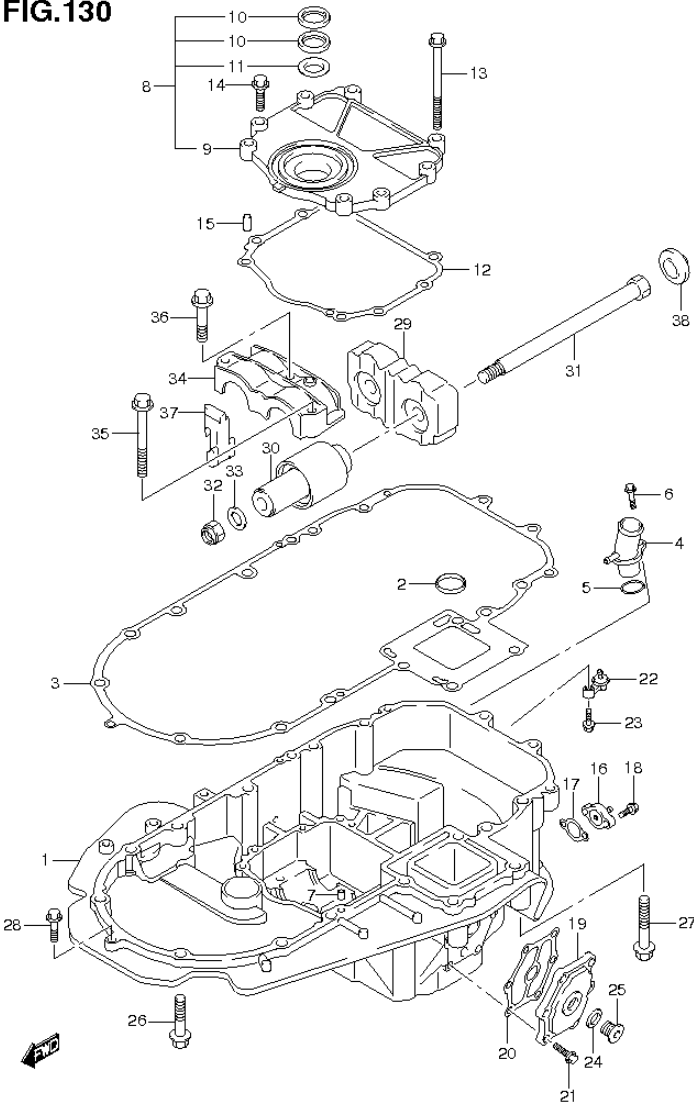


FIG. 130 (2-D-3) ENGINE HOLDER

REF. NO.	PART NO.	DESCRIPTION	Q' TY	REMARKS
22	51170-96J00	BRACKET, WATER INDICATOR	1	
23	09116-06121	BOLT (6X25)	1	
24	09160-18031	WASHER (18.5X28X2.6)	1	
25	09248-18010	PLUG	1	
26	09116-10136	BOLT (10X50)	6	
27	09116-10137	BOLT (10X70)	2	
28	01550-08307	BOLT	1	
29	54121-96J01	MOUNT, UPPER THRUST	1	
30	54130-96J01	MOUNT, UPPER	2	
31	54112-96J01	BOLT, UPPER MOUNT (14X227)	2	
32	09159-14026	NUT	2	
33	09160-15051	WASHER (15X24X3)	2	
34	54137-93J02	COVER, UPPER MOUNT	1	
35	09116-10135	BOLT (10X95)	1	
36	09116-10136	BOLT (10X50)	2	
37	54127-96J00	MOUNT, UPPER SIDE	2	
38	54122-96J00	SPACER, UPPER MOUNT THRUST	2	

FIG.131

FIG.131 (2-D-4) DRIVE SHAFT HOUSING (DF150T F1)

REF. NO.	PART NO.	DESCRIPTION	Q' TY	REMARKS
1-1	52111-96J00-0EP	HOUSING, DRIVE SHAFT (L)	1	TRANSOM(L)
1-2	52111-96J10-0EP	HOUSING, DRIVE SHAFT (X)	1	TRANSOM(X)
2-1	09116-10139	BOLT (10X44)	6	TRANSOM(L)
2-2	09116-10139	BOLT (10X44)	8	TRANSOM(X)
3	09108-10150	STUD BOLT	2	TRANSOM(L)
4	29141-93J20	NUT, DRIVE SFT HSG STUD (M10)	2	TRANSOM(L)
5	09160-10141	WASHER (10.5X19X2)	2	TRANSOM(L)
6	09202-08006	PIN	2	
7	57130-87D10	BUSH, DRIVE SHAFT	1	TRANSOM(X)
8	09387-38002	SNAP RING	1	TRANSOM(X)
9	36895-87D10	LEAD (SWIVEL TO HSG)	1	
10	09125-06063	SCREW (6X10)	1	
11	54151-96J01	MOUNT, LOWER THRUST	1	
12	54160-96J01	MOUNT, LOWER	2	
13	54211-96J01	BRACKET, LOWER MOUNT	1	
14	54221-96J00-0EP	COVER, LOWER MOUNT (BLACK)	2	
15	09100-14004	BOLT (14X220)	2	
16	09116-10131	BOLT (10X35)	2	
17	09116-10136	BOLT (10X50)	4	
18	09160-16050	WASHER (16X32X3)	2	
19	09160-16050	WASHER (16X32X3)	2	
20	09125-06063	SCREW (6X10)	1	
21	09407-10404	CLAMP (L:100)	1	
22	36894-87D00	LEAD (SWIVEL TO MOUNT BRKT)	1	
23	54167-96J00	MOUNT, LOWER SIDE	2	

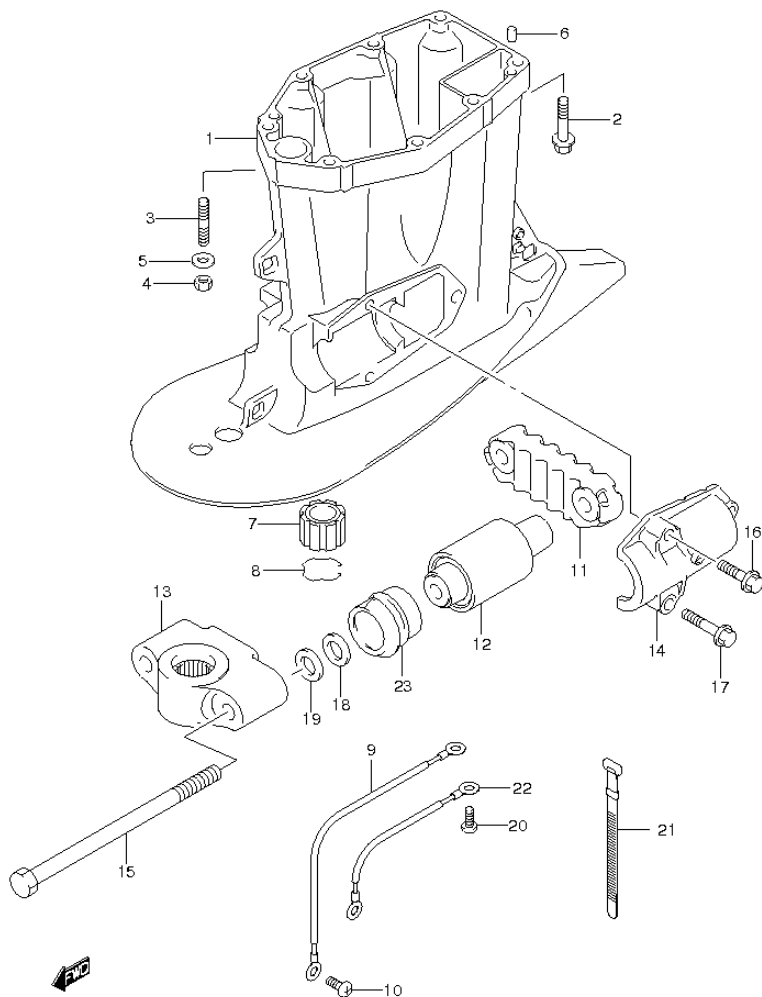
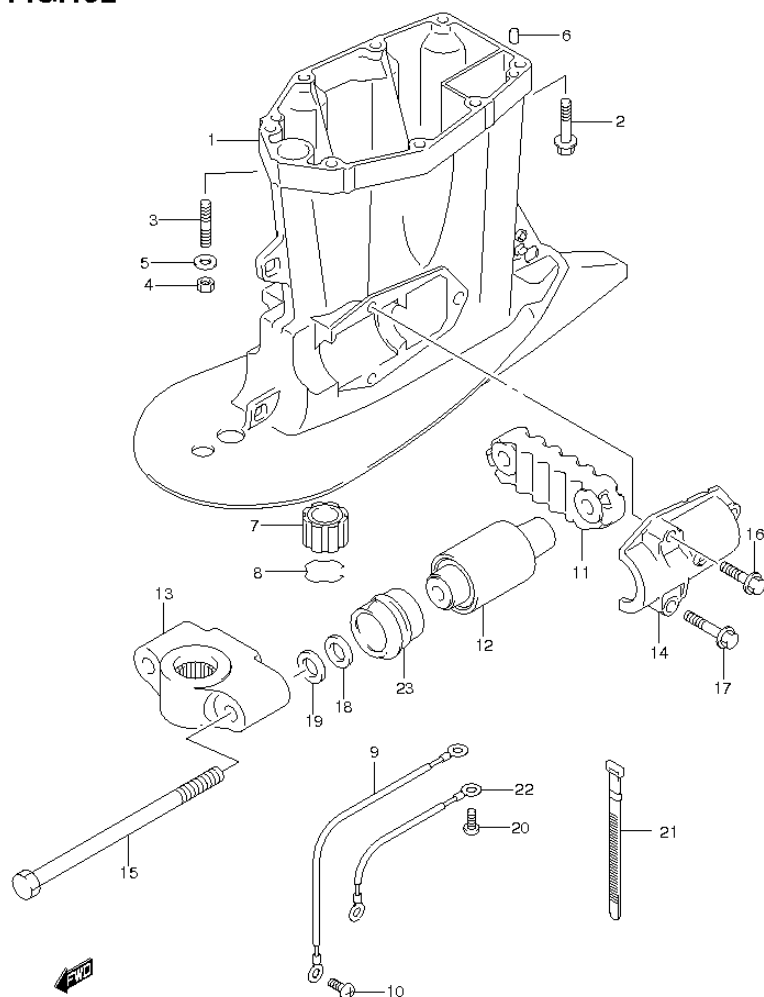


FIG.132

FIG.132 (2-D-5) DRIVE SHAFT HOUSING (DF150T F40)



REF NO.	PART NO.	DESCRIPTION	Q'TY	REMARKS
1-1	52111-96J00-0EP	HOUSING, DRIVE SHAFT (L)	1	TRANSOM(L)
1-2	52111-96J10-0EP	HOUSING, DRIVE SHAFT (X)	1	TRANSOM(X)
2-1	09116-10139	BOLT (10X44)	6	TRANSOM(L)
2-2	09116-10139	BOLT (10X44)	8	TRANSOM(X)
3	09108-10150	STUD BOLT	2	TRANSOM(L)
4	29141-93J20	NUT, DRIVE SFT HSG STUD (M10)	2	TRANSOM(L)
5	09160-10141	WASHER (10.5X19X2)	2	TRANSOM(L)
6	09202-08006	PIN	2	
7	57130-87D10	BUSH, DRIVE SHAFT	1	TRANSOM(X)
8	09387-38002	SNAP RING	1	TRANSOM(X)
9	36895-87D10	LEAD (SWIVEL TO HSG)	1	
10	09125-06063	SCREW (6X10)	1	
11	54151-96J01	MOUNT, LOWER THRUST	1	
12	54160-96J01	MOUNT, LOWER	2	
13	54211-96J01	BRACKET, LOWER MOUNT	1	
14	54221-96J00-0EP	COVER, LOWER MOUNT (BLACK)	2	
15	09100-14004	BOLT (14X220)	2	
16	09116-10131	BOLT (10X35)	2	
17	09116-10136	BOLT (10X50)	4	
18	09160-16050	WASHER (16X32X3)	2	
19	09160-16050	WASHER (16X32X3)	2	
20	09125-06063	SCREW (6X10)	1	
21	09407-10404	CLAMP (L:100)	1	
22	36894-87D00	LEAD (SWIVEL TO MOUNT BRKT)	1	
23	54167-96J00	MOUNT, LOWER SIDE	2	

FIG.133

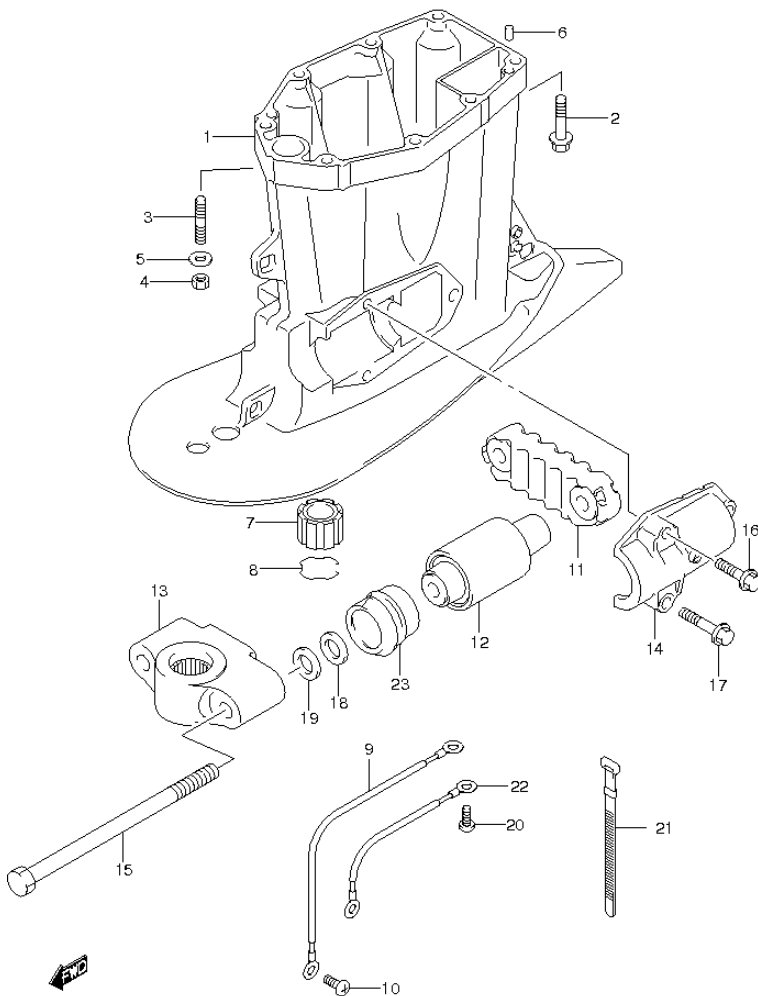


FIG.133 (2-D-6) DRIVE SHAFT HOUSING (DF150Z F1)

REF NO.	PART NO.	DESCRIPTION	Q'TY	REMARKS
1-1	52111-96J00-0EP	HOUSING, DRIVE SHAFT (L)	1	TRANSOM(L)
1-2	52111-96J10-0EP	HOUSING, DRIVE SHAFT (X)	1	TRANSOM(X)
2-1	09116-10139	BOLT (10X44)	6	TRANSOM(L)
2-2	09116-10139	BOLT (10X44)	8	TRANSOM(X)
3	09108-10150	STUD BOLT	2	TRANSOM(L)
4	29141-93J20	NUT, DRIVE SFT HSG STUD (M10)	2	TRANSOM(L)
5	09160-10141	WASHER (10.5X19X2)	2	TRANSOM(L)
6	09202-08006	PIN	2	
7	57130-87D10	BUSH, DRIVE SHAFT	1	TRANSOM(X)
8	09387-38002	SNAP RING	1	TRANSOM(X)
9	36895-87D10	LEAD (SWIVEL TO HSG)	1	
10	09125-06063	SCREW (6X10)	1	
11	54151-96J01	MOUNT, LOWER THRUST	1	
12	54160-96J01	MOUNT, LOWER	2	
13	54211-96J01	BRACKET, LOWER MOUNT	1	
14	54221-96J00-0EP	COVER, LOWER MOUNT (BLACK)	2	
15	09100-14004	BOLT (14X220)	2	
16	09116-10131	BOLT (10X35)	2	
17	09116-10136	BOLT (10X50)	4	
18	09160-16050	WASHER (16X32X3)	2	
19	09160-16050	WASHER (16X32X3)	2	
20	09125-06063	SCREW (6X10)	1	
21	09407-10404	CLAMP (L:100)	1	
22	36894-87D00	LEAD (SWIVEL TO MOUNT BRKT)	1	
23	54167-96J00	MOUNT, LOWER SIDE	2	

FIG.134

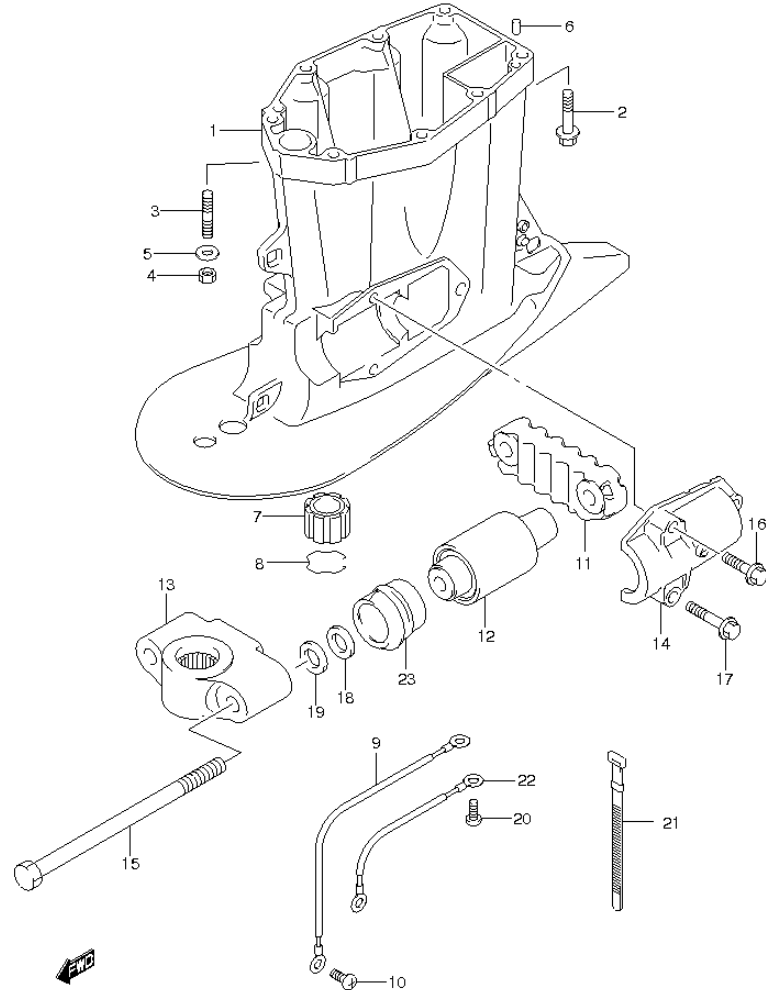


FIG.134 (2-D-7) DRIVE SHAFT HOUSING (DF150Z F40)

REF NO.	PART NO.	DESCRIPTION	Q'TY	REMARKS
1-1	52111-96J00-0EP	HOUSING, DRIVE SHAFT (L)	1	TRANSOM(L)
1-2	52111-96J10-0EP	HOUSING, DRIVE SHAFT (X)	1	TRANSOM(X)
2-1	09116-10139	BOLT (10X44)	6	TRANSOM(L)
2-2	09116-10139	BOLT (10X44)	8	TRANSOM(X)
3	09108-10150	STUD BOLT	2	TRANSOM(L)
4	29141-93J20	NUT, DRIVE SFT HSG STUD (M10)	2	TRANSOM(L)
5	09160-10141	WASHER (10.5X19X2)	2	TRANSOM(L)
6	09202-08006	PIN	2	
7	57130-87D10	BUSH, DRIVE SHAFT	1	TRANSOM(X)
8	09387-38002	SNAP RING	1	TRANSOM(X)
9	36895-87D10	LEAD (SWIVEL TO HSG)	1	
10	09125-06063	SCREW (6X10)	1	
11	54151-96J01	MOUNT, LOWER THRUST	1	
12	54160-96J01	MOUNT, LOWER	2	
13	54211-96J01	BRACKET, LOWER MOUNT	1	
14	54221-96J00-0EP	COVER, LOWER MOUNT (BLACK)	2	
15	09100-14004	BOLT (14X220)	2	
16	09116-10131	BOLT (10X35)	2	
17	09116-10136	BOLT (10X50)	4	
18	09160-16050	WASHER (16X32X3)	2	
19	09160-16050	WASHER (16X32X3)	2	
20	09125-06063	SCREW (6X10)	1	
21	09407-10404	CLAMP (L:100)	1	
22	36894-87D00	LEAD (SWIVEL TO MOUNT BRKT)	1	
23	54167-96J00	MOUNT, LOWER SIDE	2	

FIG.135

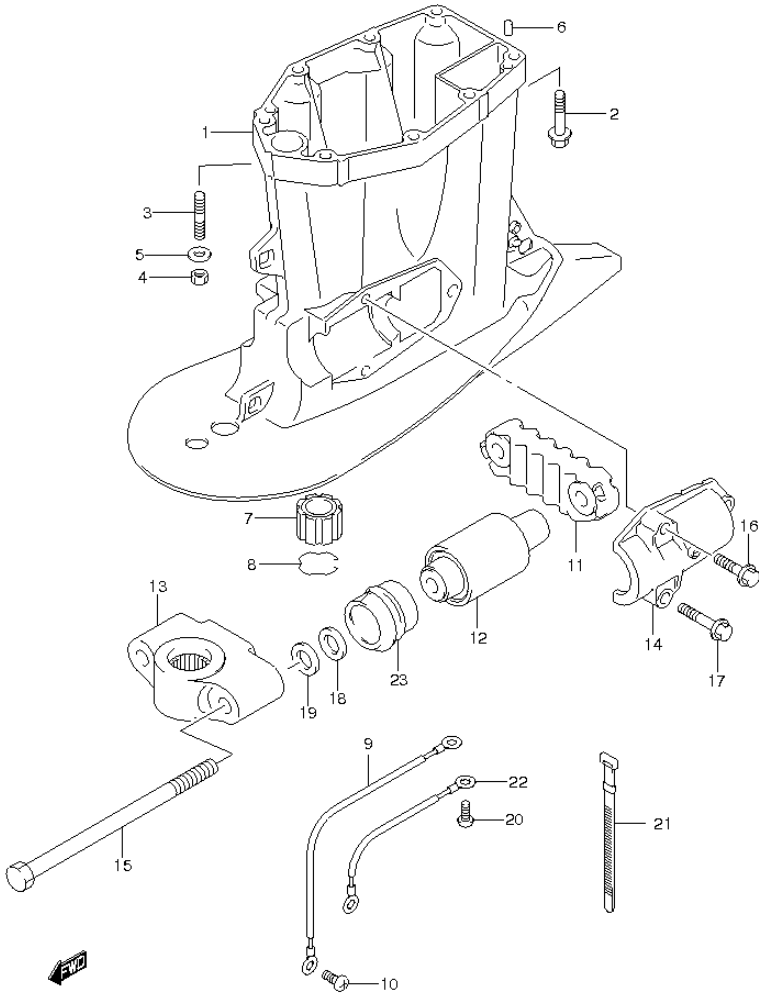


FIG.135 (2-D-8) DRIVE SHAFT HOUSING (DF175T F1)

REF NO.	PART NO.	DESCRIPTION	Q' TY	REMARKS
1-1	52111-96J00-0EP	HOUSING, DRIVE SHAFT (L)	1	TRANSOM(L)
1-2	52111-96J10-0EP	HOUSING, DRIVE SHAFT (X)	1	TRANSOM(X)
2-1	09116-10139	BOLT (10X44)	6	TRANSOM(L)
2-2	09116-10139	BOLT (10X44)	8	TRANSOM(X)
3	09108-10150	STUD BOLT	2	TRANSOM(L)
4	29141-93J20	NUT, DRIVE SFT HSG STUD (M10)	2	TRANSOM(L)
5	09160-10141	WASHER (10.5X19X2)	2	TRANSOM(L)
6	09202-08006	PIN	2	
7	57130-87D10	BUSH, DRIVE SHAFT	1	TRANSOM(X)
8	09387-38002	SNAP RING	1	TRANSOM(X)
9	36895-87D10	LEAD (SWIVEL TO HSG)	1	
10	09125-06063	SCREW (6X10)	1	
11	54151-96J01	MOUNT, LOWER THRUST	1	
12	54160-96J01	MOUNT, LOWER	2	
13	54211-96J01	BRACKET, LOWER MOUNT	1	
14	54221-96J00-0EP	COVER, LOWER MOUNT (BLACK)	2	
15	09100-14004	BOLT (14X220)	2	
16	09116-10131	BOLT (10X35)	2	
17	09116-10136	BOLT (10X50)	4	
18	09160-16050	WASHER (16X32X3)	2	
19	09160-16050	WASHER (16X32X3)	2	
20	09125-06063	SCREW (6X10)	1	
21	09407-10404	CLAMP (L:100)	1	
22	36894-87D00	LEAD (SWIVEL TO MOUNT BRKT)	1	
23	54167-96J00	MOUNT, LOWER SIDE	2	



FIG.136

FIG.136 (2-D-9) DRIVE SHAFT HOUSING (DF175T F40)

REF NO.	PART NO.	DESCRIPTION	Q'TY	REMARKS
1-1	52111-96J00-0EP	HOUSING, DRIVE SHAFT (L)	1	TRANSOM(L)
1-2	52111-96J10-0EP	HOUSING, DRIVE SHAFT (X)	1	TRANSOM(X)
2-1	09116-10139	BOLT (10X44)	6	TRANSOM(L)
2-2	09116-10139	BOLT (10X44)	8	TRANSOM(X)
3	09108-10150	STUD BOLT	2	TRANSOM(L)
4	29141-93J20	NUT, DRIVE SFT HSG STUD (M10)	2	TRANSOM(L)
5	09160-10141	WASHER (10.5X19X2)	2	TRANSOM(L)
6	09202-08006	PIN	2	
7	57130-87D10	BUSH, DRIVE SHAFT	1	TRANSOM(X)
8	09387-38002	SNAP RING	1	TRANSOM(X)
9	36895-87D10	LEAD (SWIVEL TO HSG)	1	
10	09125-06063	SCREW (6X10)	1	
11	54151-96J01	MOUNT, LOWER THRUST	1	
12	54160-96J01	MOUNT, LOWER	2	
13	54211-96J01	BRACKET, LOWER MOUNT	1	
14	54221-96J00-0EP	COVER, LOWER MOUNT (BLACK)	2	
15	09100-14004	BOLT (14X220)	2	
16	09116-10131	BOLT (10X35)	2	
17	09116-10136	BOLT (10X50)	4	
18	09160-16050	WASHER (16X32X3)	2	
19	09160-16050	WASHER (16X32X3)	2	
20	09125-06063	SCREW (6X10)	1	
21	09407-10404	CLAMP (L:100)	1	
22	36894-87D00	LEAD (SWIVEL TO MOUNT BRKT)	1	
23	54167-96J00	MOUNT, LOWER SIDE	2	

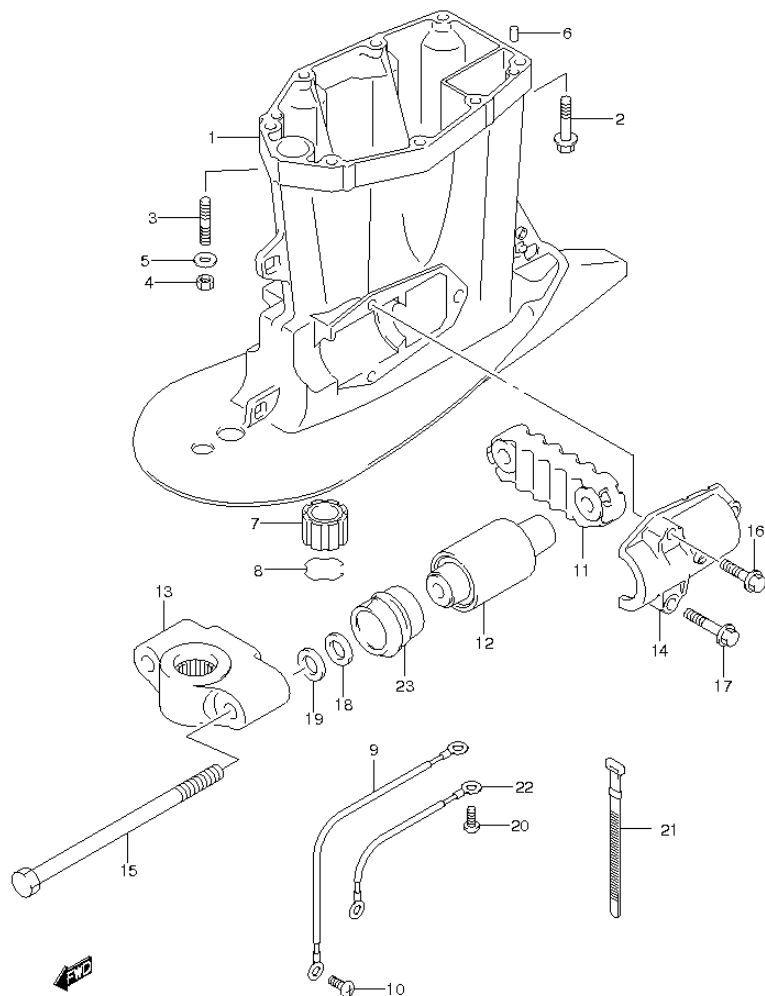
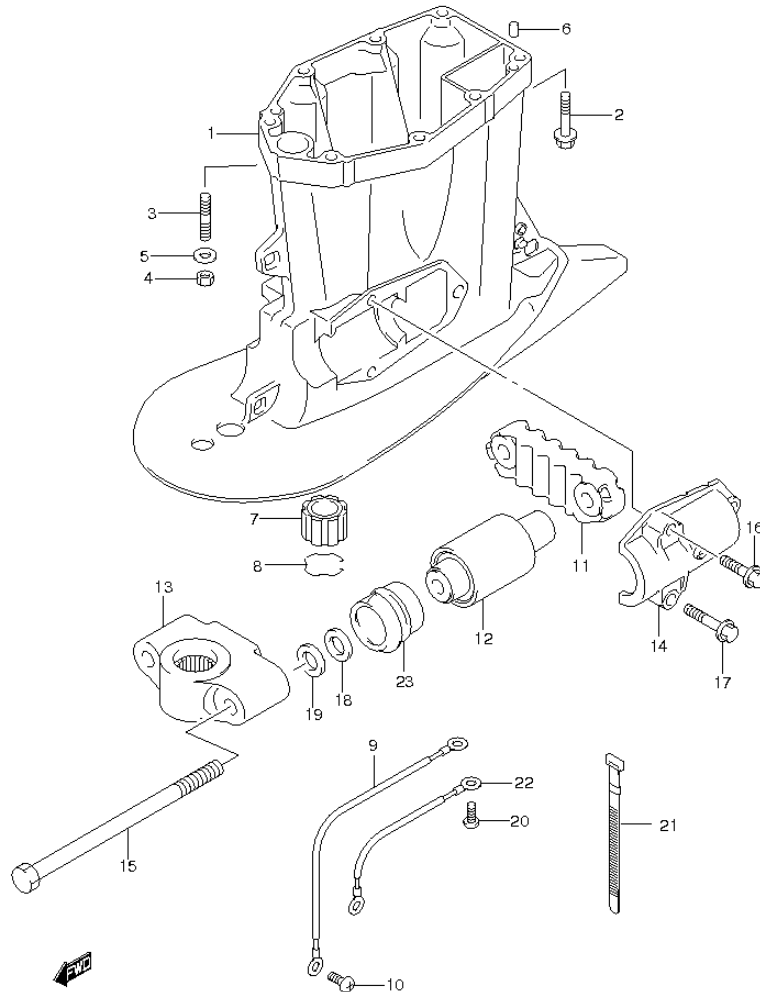


FIG.137

FIG.137 (2-D-10) DRIVE SHAFT HOUSING (DF175Z E1)



REF NO.	PART NO.	DESCRIPTION	Q'TY	REMARKS
1-1	52111-96J00-0EP	HOUSING, DRIVE SHAFT (L)	1	TRANSOM(L)
1-2	52111-96J10-0EP	HOUSING, DRIVE SHAFT (X)	1	TRANSOM(X)
2-1	09116-10139	BOLT (10X44)	6	TRANSOM(L)
2-2	09116-10139	BOLT (10X44)	8	TRANSOM(X)
3	09108-10150	STUD BOLT	2	TRANSOM(L)
4	29141-93J20	NUT, DRIVE SFT HSG STUD (M10)	2	TRANSOM(L)
5	09160-10141	WASHER (10.5X19X2)	2	TRANSOM(L)
6	09202-08006	PIN	2	
7	57130-87D10	BUSH, DRIVE SHAFT	1	TRANSOM(X)
8	09387-38002	SNAP RING	1	TRANSOM(X)
9	36895-87D10	LEAD (SWIVEL TO HSG)	1	
10	09125-06063	SCREW (6X10)	1	
11	54151-96J01	MOUNT, LOWER THRUST	1	
12	54160-96J01	MOUNT, LOWER	2	
13	54211-96J01	BRACKET, LOWER MOUNT	1	
14	54221-96J00-0EP	COVER, LOWER MOUNT (BLACK)	2	
15	09100-14004	BOLT (14X220)	2	
16	09116-10131	BOLT (10X35)	2	
17	09116-10136	BOLT (10X50)	4	
18	09160-16050	WASHER (16X32X3)	2	
19	09160-16050	WASHER (16X32X3)	2	
20	09125-06063	SCREW (6X10)	1	
21	09407-10404	CLAMP (L:100)	1	
22	36894-87D00	LEAD (SWIVEL TO MOUNT BRKT)	1	
23	54167-96J00	MOUNT, LOWER SIDE	2	

FIG.138

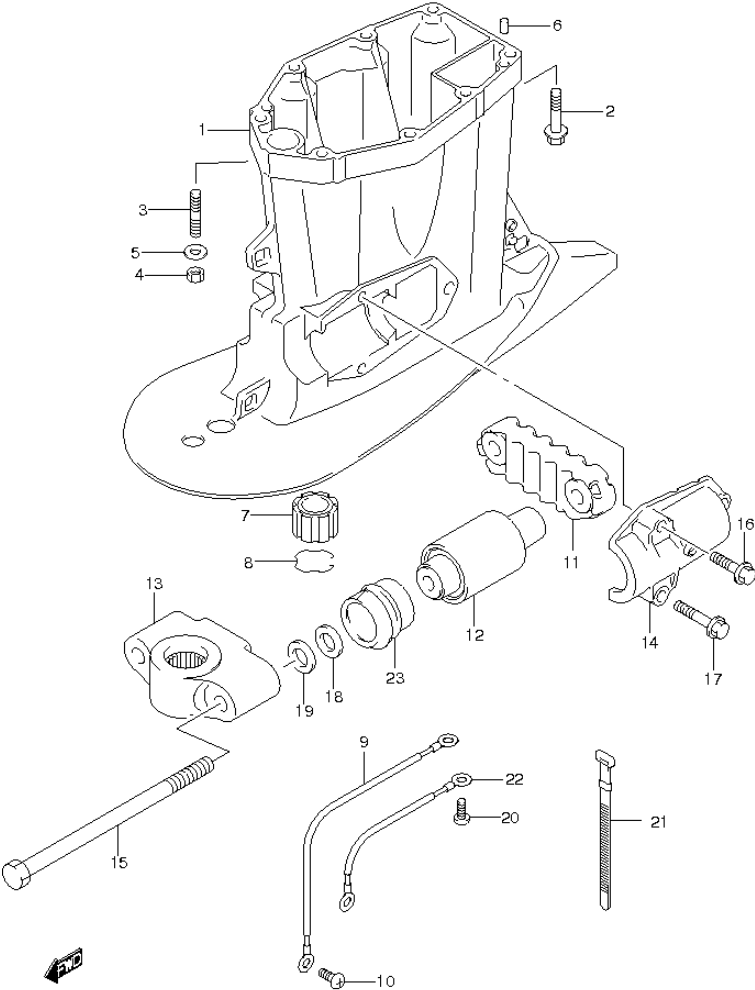


FIG.138 (2-D-11) DRIVE SHAFT HOUSING (DF175Z E40)

REF NO.	PART NO.	DESCRIPTION	Q'TY	REMARKS
1-1	52111-96J00-0EP	HOUSING, DRIVE SHAFT (L)	1	TRANSOM(L)
1-2	52111-96J10-0EP	HOUSING, DRIVE SHAFT (X)	1	TRANSOM(X)
2-1	09116-10139	BOLT (10X44)	6	TRANSOM(L)
2-2	09116-10139	BOLT (10X44)	8	TRANSOM(X)
3	09108-10150	STUD BOLT	2	TRANSOM(L)
4	29141-93J20	NUT, DRIVE SFT HSG STUD (M10)	2	TRANSOM(L)
5	09160-10141	WASHER (10.5X19X2)	2	TRANSOM(L)
6	09202-08006	PIN	2	
7	57130-87D10	BUSH, DRIVE SHAFT	1	TRANSOM(X)
8	09387-38002	SNAP RING	1	TRANSOM(X)
9	36895-87D10	LEAD (SWIVEL TO HSG)	1	
10	09125-06063	SCREW (6X10)	1	
11	54151-96J01	MOUNT, LOWER THRUST	1	
12	54160-96J01	MOUNT, LOWER	2	
13	54211-96J01	BRACKET, LOWER MOUNT	1	
14	54221-96J00-0EP	COVER, LOWER MOUNT (BLACK)	2	
15	09100-14004	BOLT (14X220)	2	
16	09116-10131	BOLT (10X35)	2	
17	09116-10136	BOLT (10X50)	4	
18	09160-16050	WASHER (16X32X3)	2	
19	09160-16050	WASHER (16X32X3)	2	
20	09125-06063	SCREW (6X10)	1	
21	09407-10404	CLAMP (L:100)	1	
22	36894-87D00	LEAD (SWIVEL TO MOUNT BRKT)	1	
23	54167-96J00	MOUNT, LOWER SIDE	2	

FIG.139

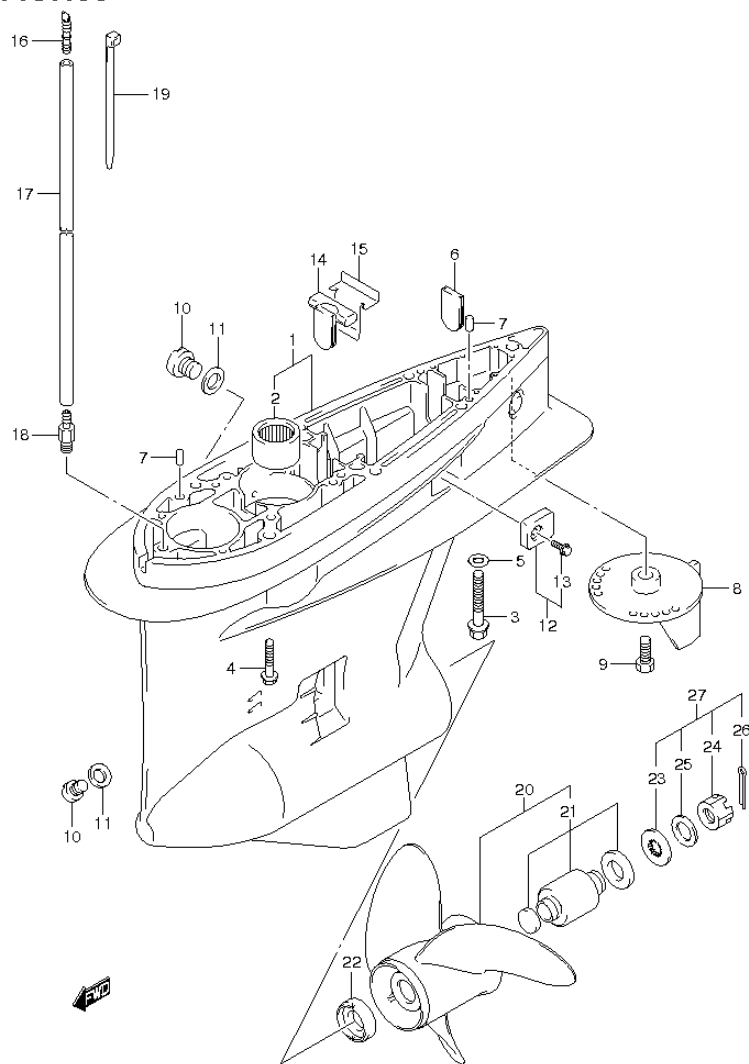


FIG.139 (2-D-12) GEAR CASE (DF150T E1)

REF NO.	PART NO.	DESCRIPTION	Q' TY	REMARKS
1	55110-93J20-0EP	CASE, GEAR (BLACK)	1	
2	09263-32017	·BEARING (32X48X30)	1	
3	09100-12052	BOLT (12X70)	1	
4	09116-10150	BOLT (10X55)	6	
5	09160-12066	WASHER (12.5X22X2.5)	1	
6	17566-87D11	GROMMET, GEAR CASE	1	
7	09202-08006	PIN	2	
8	55125-98J00-0EP	TAB, TRIM (BLACK)	1	
9	09116-08137	BOLT (8X22)	1	
10	55128-93J10	PLUG, DRAIN	3	
11	09168-10034	GASKET (9.5X16.5X2)	3	
12	55320-95311	ZINC, PROTECTION	2	
13	09116-06094	·BOLT (6X15)	2	
14	55332-87D11	RUBBER, EXHAUST SEAL	1	
15	55333-87D10	PLATE, EXHAUST SEAL	1	
16	55127-87D00	UNION, SPEEDOMETER HOSE	1	
17	09355-40805-00B	HOSE (4X8X2000)	1	L:2000->1700
18	09362-09008	UNION	1	
19	09407-10404	CLAMP (L:100)	2	
20-1	58200-93J00	PROPELLER (3X16X17)	1	OPT
20-2	58200-93J10	PROPELLER (3X16X18.5)	1	OPT
20-3	58200-93J20	PROPELLER (3X16X20)	1	OPT
20-4	58200-93J30	PROPELLER (3X16X21.5)	1	OPT
20-5	58200-93J40	PROPELLER (3X16X23)	1	OPT
20-6	58200-93J50	PROPELLER (3X16X24.5)	1	OPT
20-7	58200-93J60	PROPELLER (3X16X26)	1	OPT
20-8	58200-93J70	PROPELLER (3X16X27.5)	1	OPT
20-9	58200-96J00	PROPELLER (3X15.5X17)	1	OPT
20-10	58200-96J10	PROPELLER (3X15.25X19)	1	OPT
20-11	58200-96J20	PROPELLER (3X15X21)	1	OPT
20-12	58200-96J30	PROPELLER (3X14.75X23)	1	OPT
20-13	58200-96J40	PROPELLER (3X14.5X25)	1	OPT
20-14	58200-96J50	PROPELLER (3X14.5X27)	1	OPT
21	58105-93J00	·BUSH SET, PROPELLER	1	

FIG.139

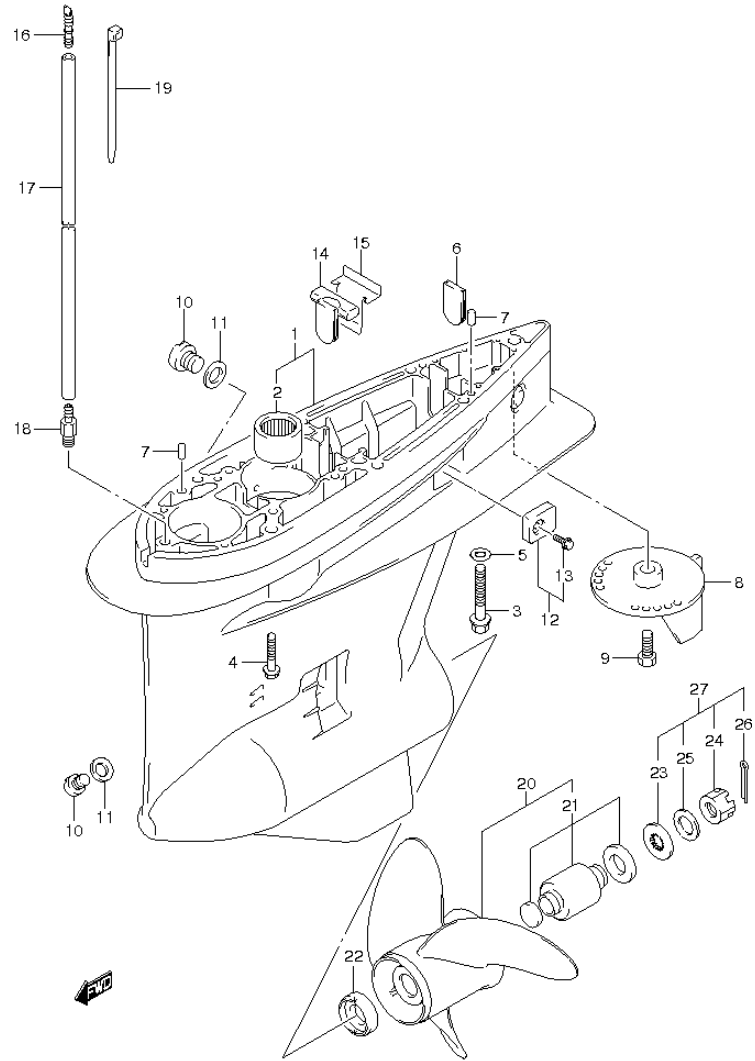


FIG.139 (2-D-13) GEAR CASE (DF150T E1)

REF NO.	PART NO.	DESCRIPTION	Q'TY	REMARKS
22-1	57632-93J11	STOPPER, PROPELLER BUSH	1	UP TO VIN.210908
22-2	57632-93L00	STOPPER, PROPELLER BUSH	1	FROM VIN.210909
23	57633-87D30	SPACER, PROPELLER NUT	1	
24	09141-18005	NUT	1	
25	09160-18028	WASHER (18.5X31X1)	1	
26	09204-03003	PIN	1	
27	57630-92E00	KIT, PROPELLER NUT	1	OPT
28	25700-93J00	KIT, GEAR CASE SEALING	1	OPT NOT ILLUSTRATED

FIG.140

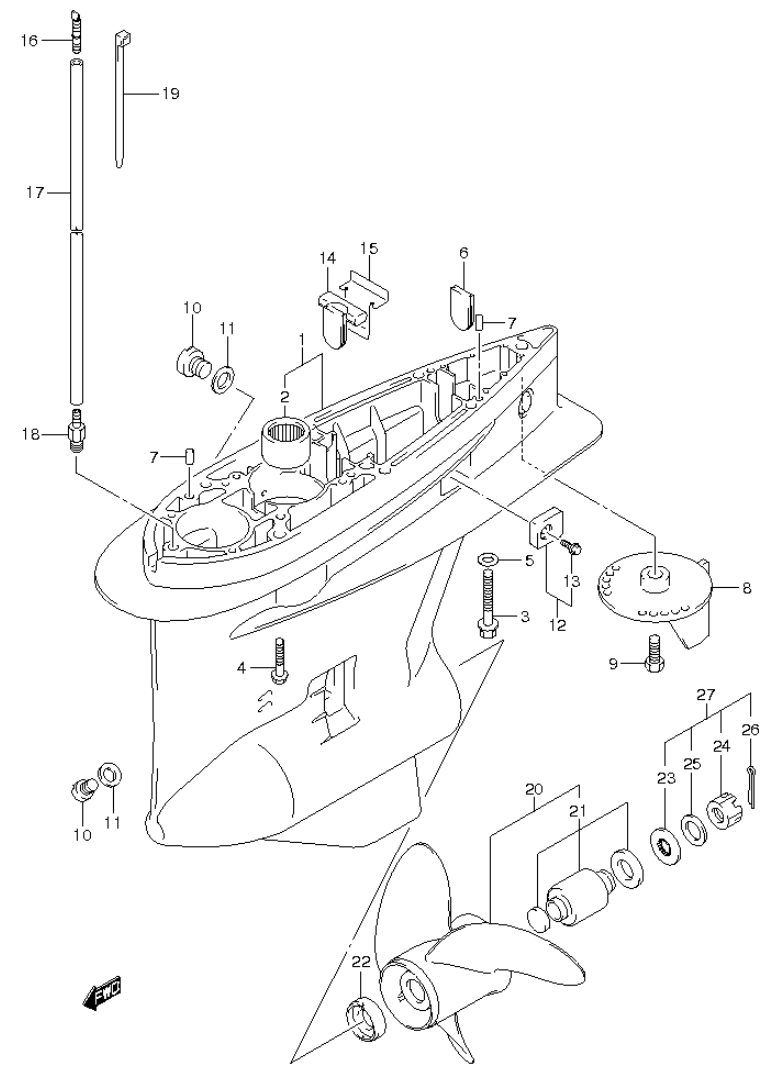


FIG.140 (2-D-14) GEAR CASE (DF150T E40)

REF NO.	PART NO.	DESCRIPTION	Q'TY	REMARKS
1	55110-93J20-0EP	CASE, GEAR (BLACK)	1	
2	09263-32017	·BEARING (32X48X30)	1	
3	09100-12052	BOLT (12X70)	1	
4	09116-10150	BOLT (10X55)	6	
5	09160-12066	WASHER (12.5X22X2.5)	1	
6	17566-87D11	GROMMET, GEAR CASE	1	
7	09202-08006	PIN	2	
8	55125-98J00-0EP	TAB, TRIM (BLACK)	1	
9	09116-08137	BOLT (8X22)	1	
10	55128-93J10	PLUG, DRAIN	3	
11	09168-10034	GASKET (9.5X16.5X2)	3	
12	55320-95311	ZINC, PROTECTION	2	
13	09116-06094	·BOLT (6X15)	2	
14	55332-87D11	RUBBER, EXHAUST SEAL	1	
15	55333-87D10	PLATE, EXHAUST SEAL	1	
16	55127-87D00	UNION, SPEEDOMETER HOSE	1	
17	09355-40805-00B	HOSE (4X8X2000)	1	L:2000->1700
18	09362-09008	UNION	1	
19	09407-10404	CLAMP (L:100)	2	
20-1	58200-93J00	PROPELLER (3X16X17)	1	OPT
20-2	58200-93J10	PROPELLER (3X16X18.5)	1	OPT
20-3	58200-93J20	PROPELLER (3X16X20)	1	OPT
20-4	58200-93J30	PROPELLER (3X16X21.5)	1	OPT
20-5	58200-93J40	PROPELLER (3X16X23)	1	OPT
20-6	58200-93J50	PROPELLER (3X16X24.5)	1	OPT
20-7	58200-93J60	PROPELLER (3X16X26)	1	OPT
20-8	58200-93J70	PROPELLER (3X16X27.5)	1	OPT
20-9	58200-96J00	PROPELLER (3X15.5X17)	1	OPT
20-10	58200-96J10	PROPELLER (3X15.25X19)	1	OPT
20-11	58200-96J20	PROPELLER (3X15X21)	1	OPT
20-12	58200-96J30	PROPELLER (3X14.75X23)	1	OPT
20-13	58200-96J40	PROPELLER (3X14.5X25)	1	OPT
20-14	58200-96J50	PROPELLER (3X14.5X27)	1	OPT
21	58105-93J00	·BUSH SET, PROPELLER	1	

FIG.140

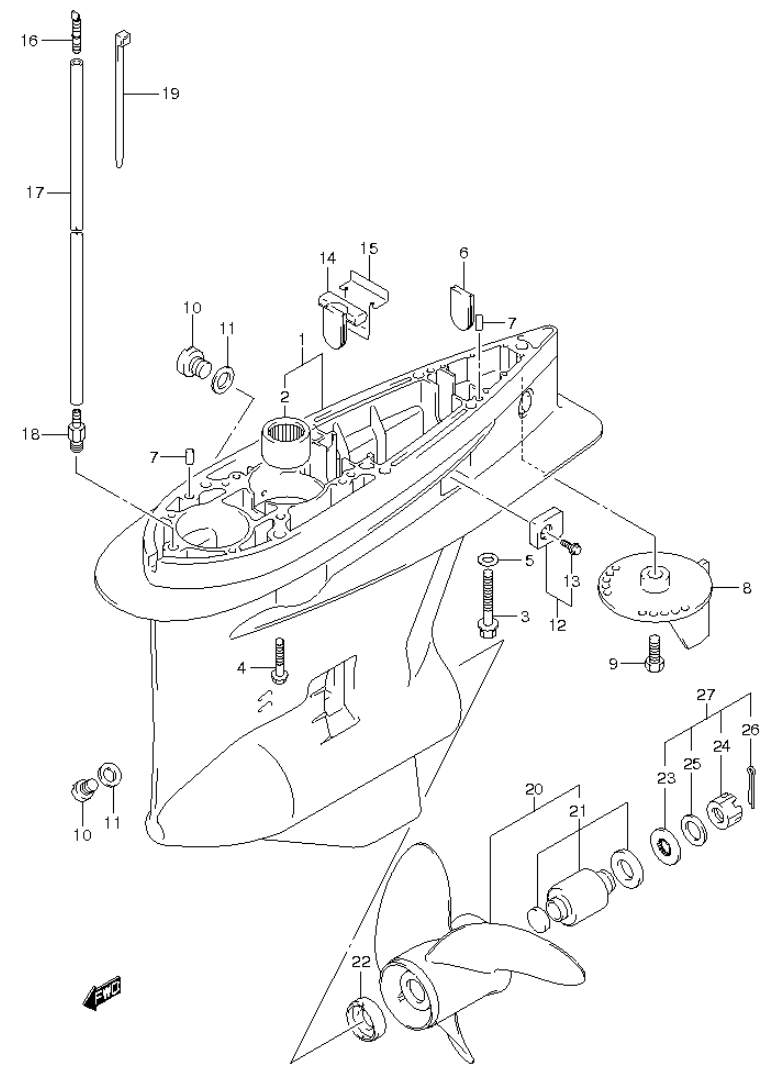


FIG.140 (2-D-15) GEAR CASE (DF150T E40)

REF NO.	PART NO.	DESCRIPTION	Q'TY	REMARKS
22-1	57632-93J11	STOPPER, PROPELLER BUSH	1	UP TO VIN.210908
22-2	57632-93L00	STOPPER, PROPELLER BUSH	1	FROM VIN.210909
23	57633-87D30	SPACER, PROPELLER NUT	1	
24	09141-18005	NUT	1	
25	09160-18028	WASHER (18.5X31X1)	1	
26	09204-03003	PIN	1	
27	57630-92E00	KIT, PROPELLER NUT	1	OPT
28	25700-93J00	KIT, GEAR CASE SEALING	1	OPT
				NOT ILLUSTRATED

FIG.141

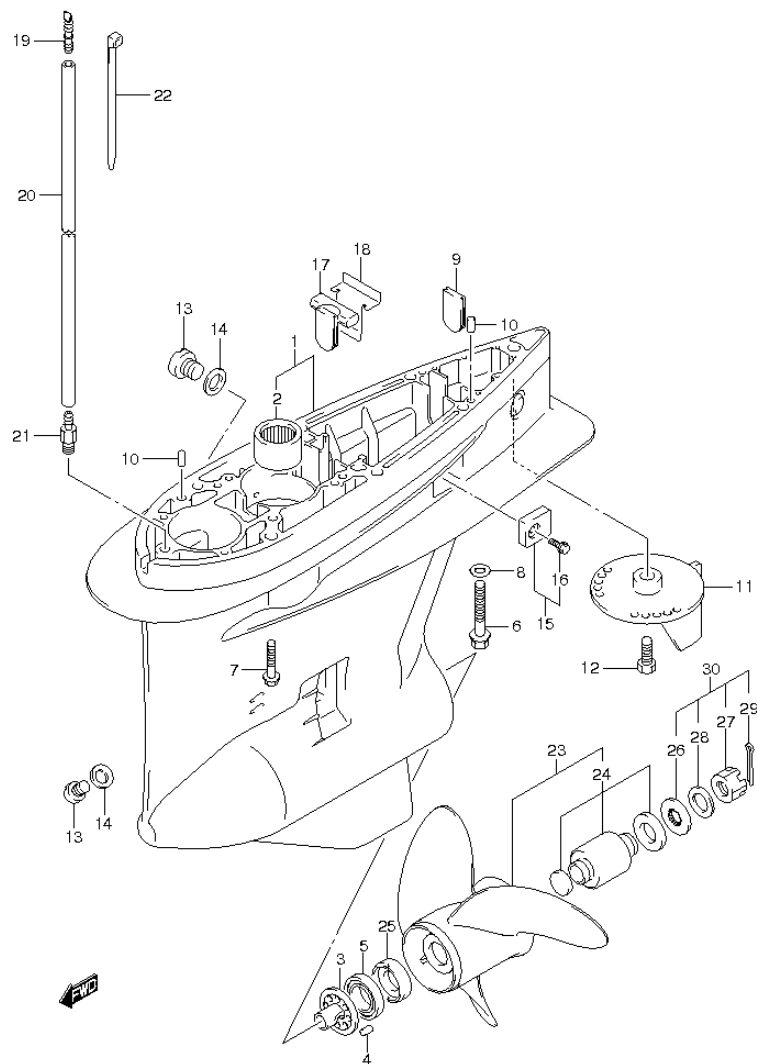


FIG.141 (2-E-2) GEAR CASE (DF150Z E1)

REF. NO.	PART NO.	DESCRIPTION	Q'TY	REMARKS
1	55110-93J30-0EP	CASE, GEAR (BLACK)	1	
2	09263-32017	·BEARING (32X48X30)	1	
3	56145-93J00	·HOUSING, SHIFT CAM	1	
4	04221-08129	·PIN	1	
5	09265-50002	·BEARING (50X90X21.75)	1	
6	09100-12052	BOLT (12X70)	1	
7	09116-10150	BOLT (10X55)	6	
8	09160-12066	WASHER (12.5X22X2.5)	1	
9	17566-87D11	GROMMET, GEAR CASE	1	
10	09202-08006	PIN	2	
11	55125-98J00-0EP	TAB, TRIM (BLACK)	1	
12	09116-08137	BOLT (8X22)	1	
13	55128-93J10	PLUG, DRAIN	3	
14	09168-10034	GASKET (9.5X16.5X2)	3	
15	55320-95311	ZINC, PROTECTION	2	
16	09116-06094	·BOLT (6X15)	2	
17	55332-87D11	RUBBER, EXHAUST SEAL	1	
18	55333-87D10	PLATE, EXHAUST SEAL	1	
19	55127-87D00	UNION, SPEEDOMETER HOSE	1	
20	09355-40805-00B	HOSE (4X8X2000)	1	L:2000->1700
21	09362-09008	UNION	1	
22	09407-10404	CLAMP (L:100)	2	
23-1	58200-93JA0	PROPELLER (3X16X18.5)	1	OPT COUNTER ROTATION
23-2	58200-93JB0	PROPELLER (3X16X20)	1	OPT COUNTER ROTATION
23-3	58200-93JC0	PROPELLER (3X16X21.5)	1	OPT COUNTER ROTATION
23-4	58200-93JD0	PROPELLER (3X16X23)	1	OPT COUNTER ROTATION
23-5	58200-93JE0	PROPELLER (3X16X17)	1	OPT COUNTER ROTATION
23-6	58200-93JF0	PROPELLER (3X16X24.5)	1	OPT COUNTER ROTATION
23-7	58200-93JG0	PROPELLER (3X16X26)	1	OPT COUNTER ROTATION
23-8	58200-96JB0	PROPELLER (3X15.25X19)	1	OPT COUNTER ROTATION



FIG.141

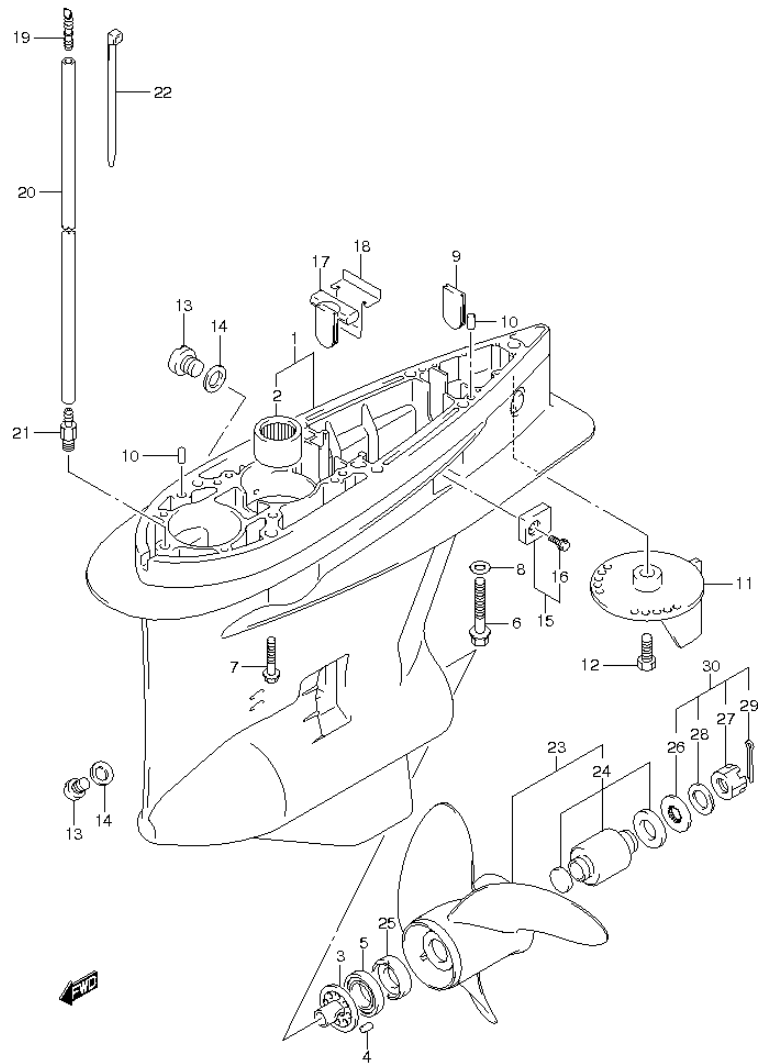


FIG.141 (2-E-3) GEAR CASE (DF150Z E1)

REF NO.	PART NO.	DESCRIPTION	Q'TY	REMARKS
23-9	58200-96JC0	PROPELLER (3X15X21)	1	OPT COUNTER ROTATION
23-10	58200-96JD0	PROPELLER (3X14.75X23)	1	OPT COUNTER ROTATION
23-11	58200-96JA0	PROPELLER (3X15.5X17)	1	OPT COUNTER ROTATION
23-12	58200-96JE0	PROPELLER (3X14.5X25)	1	OPT COUNTER ROTATION
23-13	58200-96JF0	PROPELLER (3X14.5X27)	1	OPT COUNTER ROTATION
24	58105-93J00	BUSH SET, PROPELLER	1	
25-1	57632-93J11	STOPPER, PROPELLER BUSH	1	UP TO VIN.210088
25-2	57632-93L00	STOPPER, PROPELLER BUSH	1	FROM VIN.210089
26	57633-87D30	SPACER, PROPELLER NUT	1	
27	09141-18005	NUT	1	
28	09160-18028	WASHER (18.5X31X1)	1	
29	09204-03003	PIN	1	
30	57630-92E00	KIT, PROPELLER NUT	1	OPT
31	25700-93J00	KIT, GEAR CASE SEALING	1	OPT NOT ILLUSTRATED

FIG.142

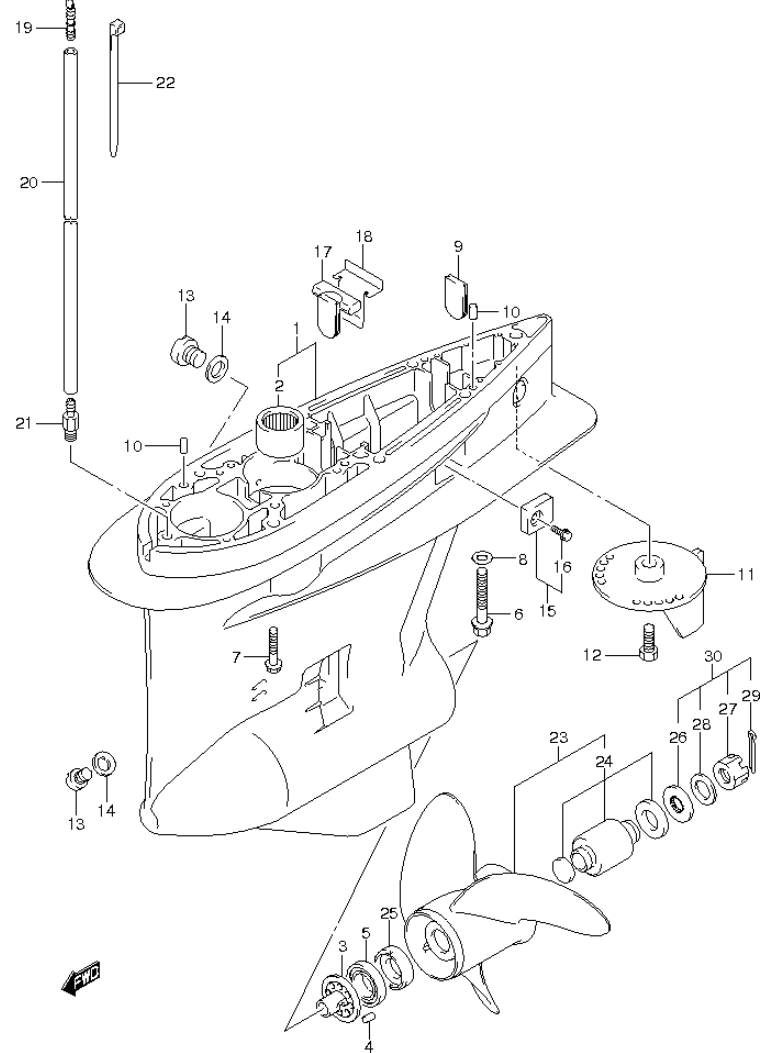


FIG.142 (2-E-4) GEAR CASE (DF1507 E40)

REF NO.	PART NO.	DESCRIPTION	Q'TY	REMARKS
1	55110-93J30-0EP	CASE, GEAR (BLACK)	1	
2	09263-32017	·BEARING (32X48X30)	1	
3	56145-93J00	·HOUSING, SHIFT CAM	1	
4	04221-08129	·PIN	1	
5	09265-50002	·BEARING (50X90X21.75)	1	
6	09100-12052	BOLT (12X70)	1	
7	09116-10150	BOLT (10X55)	6	
8	09160-12066	WASHER (12.5X22X2.5)	1	
9	17566-87D11	GROMMET, GEAR CASE	1	
10	09202-08006	PIN	2	
11	55125-98J00-0EP	TAB, TRIM (BLACK)	1	
12	09116-08137	BOLT (8X22)	1	
13	55128-93J10	PLUG, DRAIN	3	
14	09168-10034	GASKET (9.5X16.5X2)	3	
15	55320-95311	ZINC, PROTECTION	2	
16	09116-06094	·BOLT (6X15)	2	
17	55332-87D11	RUBBER, EXHAUST SEAL	1	
18	55333-87D10	PLATE, EXHAUST SEAL	1	
19	55127-87D00	UNION, SPEEDOMETER HOSE	1	
20	09355-40805-00B	HOSE (4X8X2000)	1	L:2000->1700
21	09362-09008	UNION	1	
22	09407-10404	CLAMP (L:100)	2	
23-1	58200-93JA0	PROPELLER (3X16X18.5)	1	OPT COUNTER ROTATION
23-2	58200-93JB0	PROPELLER (3X16X20)	1	OPT COUNTER ROTATION
23-3	58200-93JC0	PROPELLER (3X16X21.5)	1	OPT COUNTER ROTATION
23-4	58200-93JD0	PROPELLER (3X16X23)	1	OPT COUNTER ROTATION
23-5	58200-93JE0	PROPELLER (3X16X17)	1	OPT COUNTER ROTATION
23-6	58200-93JF0	PROPELLER (3X16X24.5)	1	OPT COUNTER ROTATION
23-7	58200-93JG0	PROPELLER (3X16X26)	1	OPT COUNTER ROTATION
23-8	58200-96JB0	PROPELLER (3X15.25X19)	1	OPT COUNTER ROTATION

FIG.142

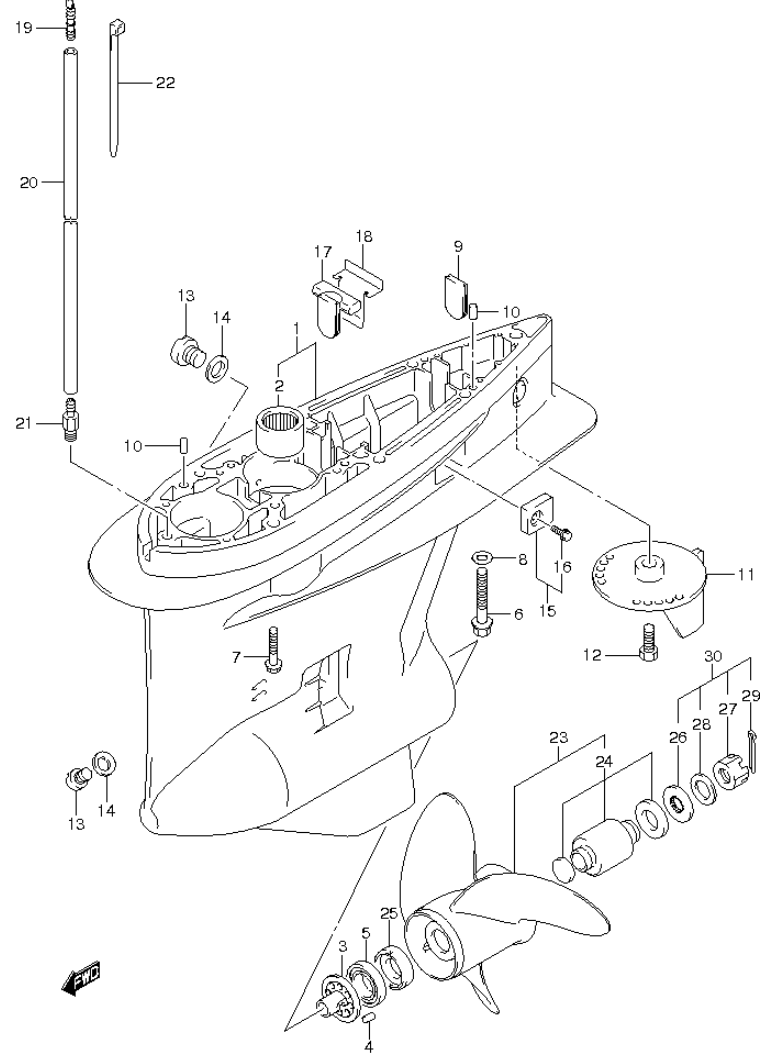


FIG.142 (2-E-5) GEAR CASE (DF150Z E40)

REF NO.	PART NO.	DESCRIPTION	Q'TY	REMARKS
23-9	58200-96JC0	PROPELLER (3X15X21)	1	OPT COUNTER ROTATION
23-10	58200-96JD0	PROPELLER (3X14.75X23)	1	OPT COUNTER ROTATION
23-11	58200-96JA0	PROPELLER (3X15.5X17)	1	OPT COUNTER ROTATION
23-12	58200-96JE0	PROPELLER (3X14.5X25)	1	OPT COUNTER ROTATION
23-13	58200-96JF0	PROPELLER (3X14.5X27)	1	OPT COUNTER ROTATION
24	58105-93J00	-BUSH SET, PROPELLER	1	
25-1	57632-93J11	STOPPER, PROPELLER BUSH	1	UP TO VIN.210088
25-2	57632-93L00	STOPPER, PROPELLER BUSH	1	FROM VIN.210089
26	57633-87D30	SPACER, PROPELLER NUT	1	
27	09141-18005	NUT	1	
28	09160-18028	WASHER (18.5X31X1)	1	
29	09204-03003	PIN	1	
30	57630-92E00	KIT, PROPELLER NUT	1	OPT
31	25700-93J00	KIT, GEAR CASE SEALING	1	OPT NOT ILLUSTRATED

FIG.143

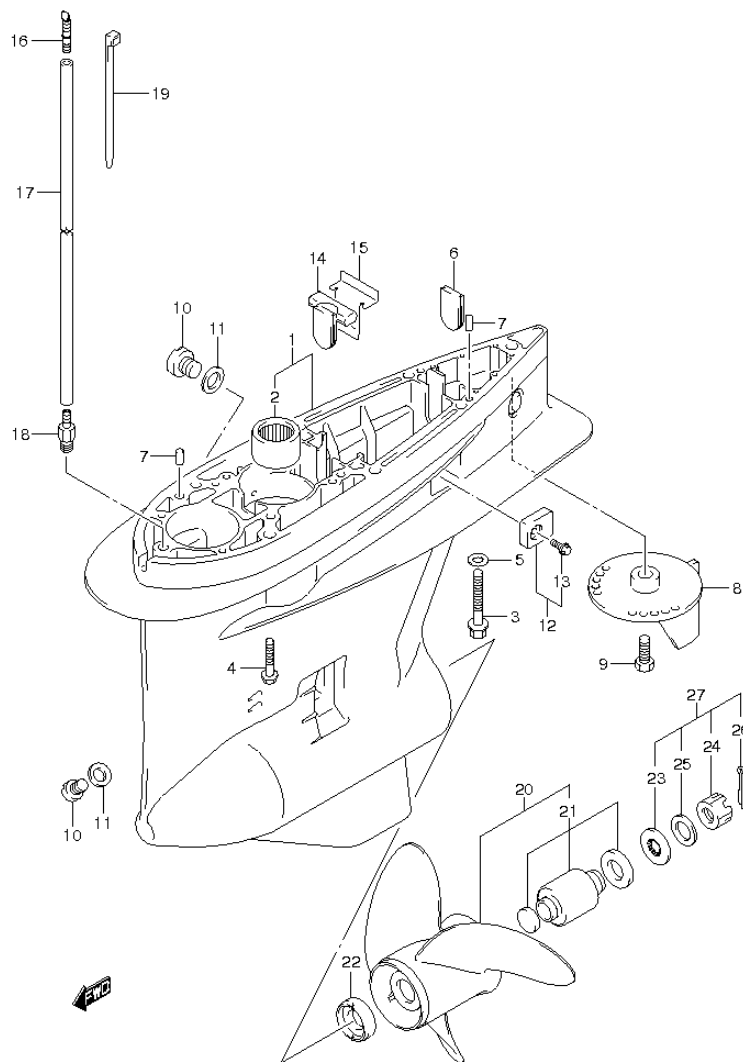


FIG.143 (2-E-6) GEAR CASE (DF175T E1)

REF NO.	PART NO.	DESCRIPTION	Q' TY	REMARKS
1	55110-93J20-0EP	CASE, GEAR (BLACK)	1	
2	09263-32017	·BEARING (32X48X30)	1	
3	09100-12052	BOLT (12X70)	1	
4	09116-10150	BOLT (10X55)	6	
5	09160-12066	WASHER (12.5X22X2.5)	1	
6	17566-87D11	GROMMET, GEAR CASE	1	
7	09202-08006	PIN	2	
8	55125-98J00-0EP	TAB, TRIM (BLACK)	1	
9	09116-08137	BOLT (8X22)	1	
10	55128-93J10	PLUG, DRAIN	3	
11	09168-10034	GASKET (9.5X16.5X2)	3	
12	55320-95311	ZINC, PROTECTION	2	
13	09116-06094	·BOLT (6X15)	2	
14	55332-87D11	RUBBER, EXHAUST SEAL	1	
15	55333-87D10	PLATE, EXHAUST SEAL	1	
16	55127-87D00	UNION, SPEEDOMETER HOSE	1	
17	09355-40805-00B	HOSE (4X8X2000)	1	L:2000->1700
18	09362-09008	UNION	1	
19	09407-10404	CLAMP (L:100)	2	
20-1	58200-93J00	PROPELLER (3X16X17)	1	OPT
20-2	58200-93J10	PROPELLER (3X16X18.5)	1	OPT
20-3	58200-93J20	PROPELLER (3X16X20)	1	OPT
20-4	58200-93J30	PROPELLER (3X16X21.5)	1	OPT
20-5	58200-93J40	PROPELLER (3X16X23)	1	OPT
20-6	58200-93J50	PROPELLER (3X16X24.5)	1	OPT
20-7	58200-93J60	PROPELLER (3X16X26)	1	OPT
20-8	58200-93J70	PROPELLER (3X16X27.5)	1	OPT
20-9	58200-96J00	PROPELLER (3X15.5X17)	1	OPT
20-10	58200-96J10	PROPELLER (3X15.25X19)	1	OPT
20-11	58200-96J20	PROPELLER (3X15X21)	1	OPT
20-12	58200-96J30	PROPELLER (3X14.75X23)	1	OPT
20-13	58200-96J40	PROPELLER (3X14.5X25)	1	OPT
20-14	58200-96J50	PROPELLER (3X14.5X27)	1	OPT
21	58105-93J00	·BUSH SET, PROPELLER	1	

FIG.143

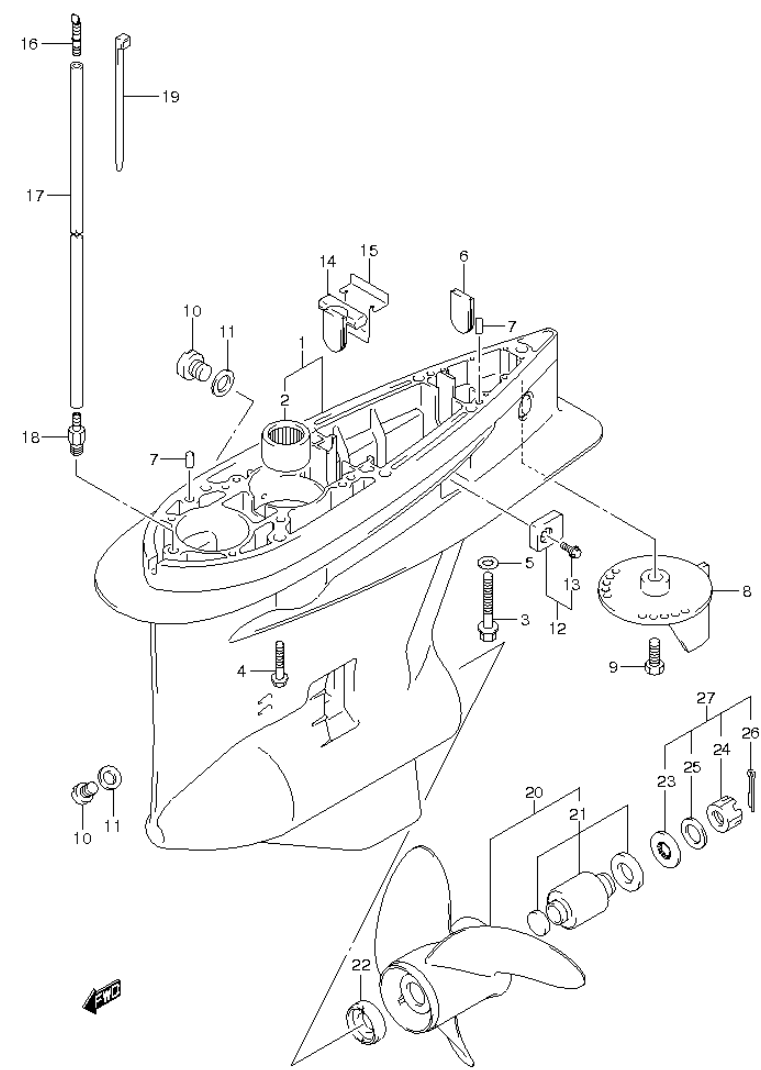


FIG.143 (2-E-7) GEAR CASE (DF175T E1)

REF NO.	PART NO.	DESCRIPTION	Q' TY	REMARKS
22-1	57632-93J11	STOPPER, PROPELLER BUSH	1	UP TO VIN.210587
22-2	57632-93L00	STOPPER, PROPELLER BUSH	1	FROM VIN.210588
23	57633-87D30	SPACER, PROPELLER NUT	1	
24	09141-18005	NUT	1	
25	09160-18028	WASHER (18.5X31X1)	1	
26	09204-03003	PIN	1	
27	57630-92E00	KIT, PROPELLER NUT	1	OPT
28	25700-93J00	KIT, GEAR CASE SEALING	1	OPT NOT ILLUSTRATED

FIG.144

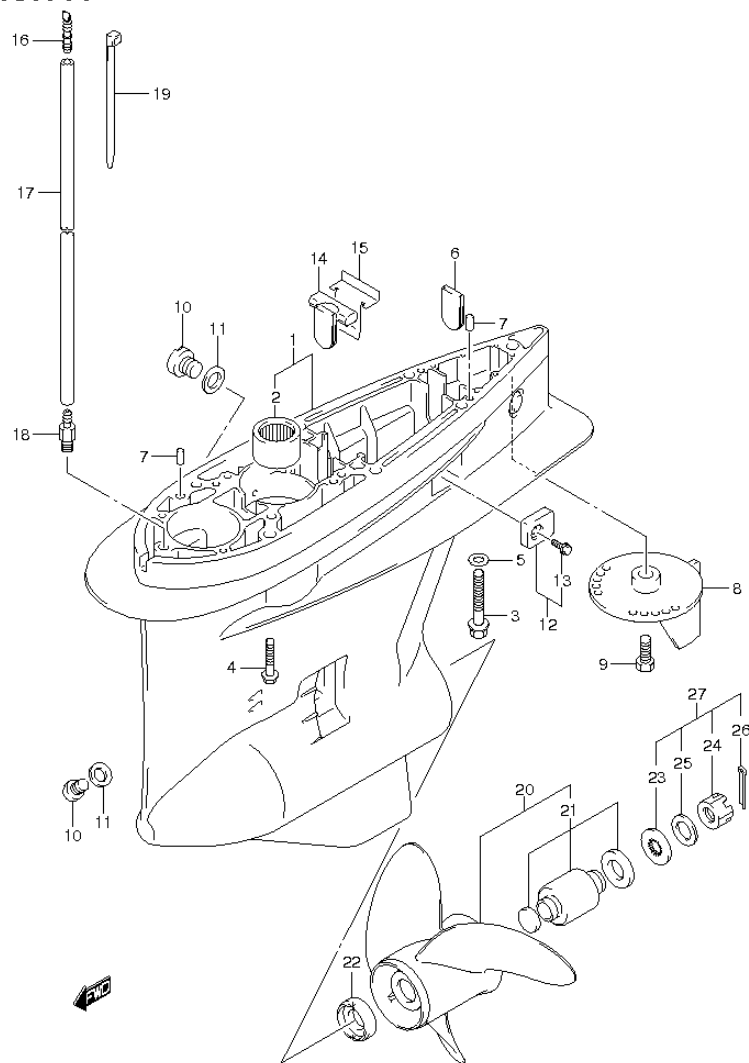


FIG.144 (2-E-8) GEAR CASE (DF175T E40)

REF NO.	PART NO.	DESCRIPTION	Q' TY	REMARKS
1	55110-93J20-0EP	CASE, GEAR (BLACK)	1	
2	09263-32017	·BEARING (32X48X30)	1	
3	09100-12052	BOLT (12X70)	1	
4	09116-10150	BOLT (10X55)	6	
5	09160-12066	WASHER (12.5X22X2.5)	1	
6	17566-87D11	GROMMET, GEAR CASE	1	
7	09202-08006	PIN	2	
8	55125-98J00-0EP	TAB, TRIM (BLACK)	1	
9	09116-08137	BOLT (8X22)	1	
10	55128-93J10	PLUG, DRAIN	3	
11	09168-10034	GASKET (9.5X16.5X2)	3	
12	55320-95311	ZINC, PROTECTION	2	
13	09116-06094	·BOLT (6X15)	2	
14	55332-87D11	RUBBER, EXHAUST SEAL	1	
15	55333-87D10	PLATE, EXHAUST SEAL	1	
16	55127-87D00	UNION, SPEEDOMETER HOSE	1	
17	09355-40805-00B	HOSE (4X8X2000)	1	L:2000->1700
18	09362-09008	UNION	1	
19	09407-10404	CLAMP (L:100)	2	
20-1	58200-93J00	PROPELLER (3X16X17)	1	OPT
20-2	58200-93J10	PROPELLER (3X16X18.5)	1	OPT
20-3	58200-93J20	PROPELLER (3X16X20)	1	OPT
20-4	58200-93J30	PROPELLER (3X16X21.5)	1	OPT
20-5	58200-93J40	PROPELLER (3X16X23)	1	OPT
20-6	58200-93J50	PROPELLER (3X16X24.5)	1	OPT
20-7	58200-93J60	PROPELLER (3X16X26)	1	OPT
20-8	58200-93J70	PROPELLER (3X16X27.5)	1	OPT
20-9	58200-96J00	PROPELLER (3X15.5X17)	1	OPT
20-10	58200-96J10	PROPELLER (3X15.25X19)	1	OPT
20-11	58200-96J20	PROPELLER (3X15X21)	1	OPT
20-12	58200-96J30	PROPELLER (3X14.75X23)	1	OPT
20-13	58200-96J40	PROPELLER (3X14.5X25)	1	OPT
20-14	58200-96J50	PROPELLER (3X14.5X27)	1	OPT
21	58105-93J00	·BUSH SET, PROPELLER	1	

FIG.144

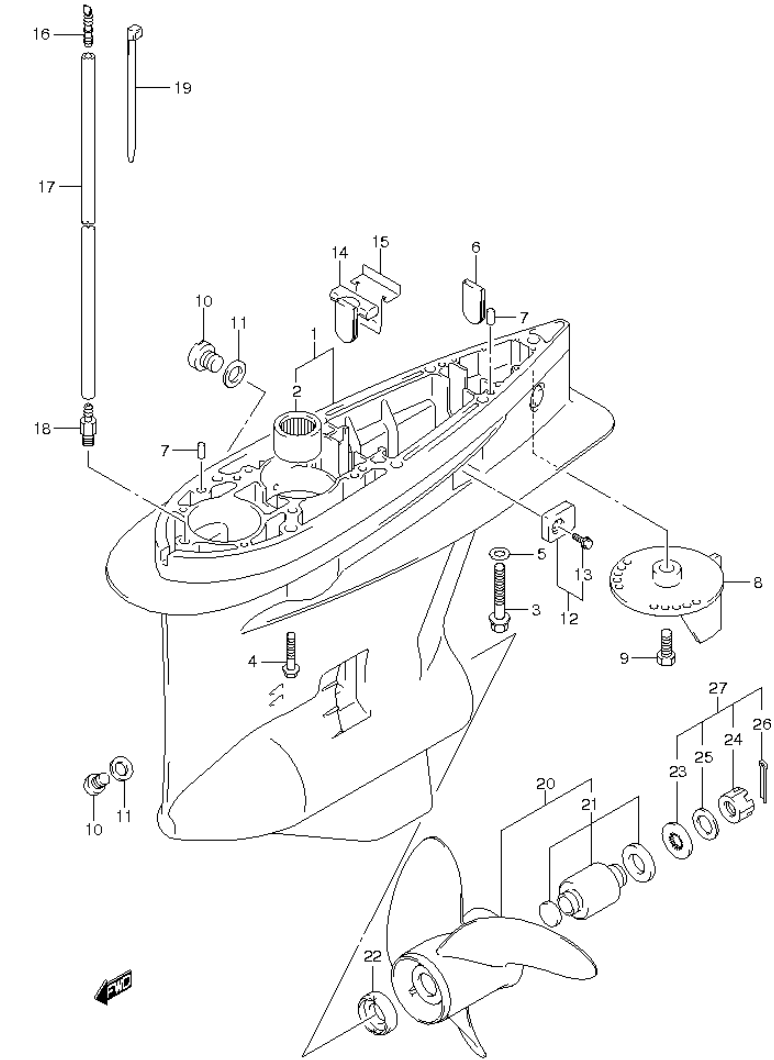


FIG.144 (2-E-9) GEAR CASE (DF175T E40)

REF NO.	PART NO.	DESCRIPTION	Q' TY	REMARKS
22-1	57632-93J11	STOPPER, PROPELLER BUSH	1	UP TO VIN.210587
22-2	57632-93L00	STOPPER, PROPELLER BUSH	1	FROM VIN.210588
23	57633-87D30	SPACER, PROPELLER NUT	1	
24	09141-18005	NUT	1	
25	09160-18028	WASHER (18.5X31X1)	1	
26	09204-03003	PIN	1	
27	57630-92E00	KIT, PROPELLER NUT	1	OPT
28	25700-93J00	KIT, GEAR CASE SEALING	1	OPT NOT ILLUSTRATED

FIG.145

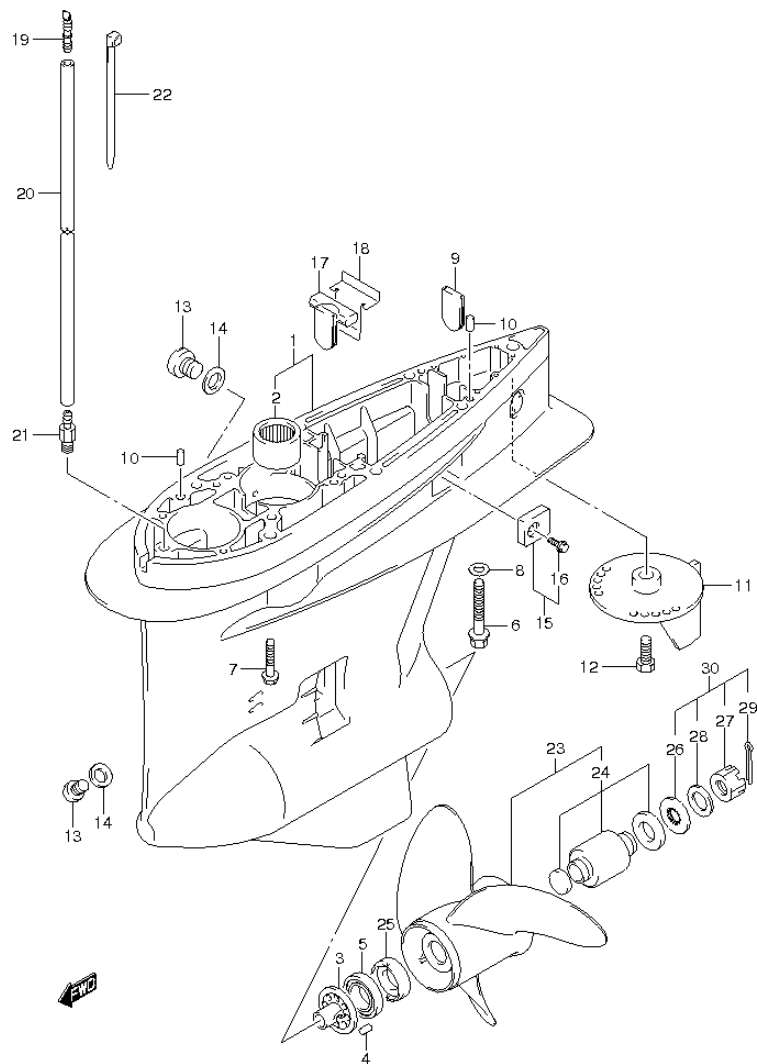


FIG.145 (2-E-10) GEAR CASE (DF175Z E1)

REF NO.	PART NO.	DESCRIPTION	Q'TY	REMARKS
1	55110-93J30-0EP	CASE, GEAR (BLACK)	1	
2	09263-32017	·BEARING (32X48X30)	1	
3	56145-93J00	·HOUSING, SHIFT CAM	1	
4	04221-08129	·PIN	1	
5	09265-50002	·BEARING (50X90X21.75)	1	
6	09100-12052	BOLT (12X70)	1	
7	09116-10150	BOLT (10X55)	6	
8	09160-12066	WASHER (12.5X22X2.5)	1	
9	17566-87D11	GROMMET, GEAR CASE	1	
10	09202-08006	PIN	2	
11	55125-98J00-0EP	TAB, TRIM (BLACK)	1	
12	09116-08137	BOLT (8X22)	1	
13	55128-93J10	PLUG, DRAIN	3	
14	09168-10034	GASKET (9.5X16.5X2)	3	
15	55320-95311	ZINC, PROTECTION	2	
16	09116-06094	·BOLT (6X15)	2	
17	55332-87D11	RUBBER, EXHAUST SEAL	1	
18	55333-87D10	PLATE, EXHAUST SEAL	1	
19	55127-87D00	UNION, SPEEDOMETER HOSE	1	
20	09355-40805-00B	HOSE (4X8X2000)	1	L:2000->1700
21	09362-09008	UNION	1	
22	09407-10404	CLAMP (L:100)	2	
23-1	58200-93JA0	PROPELLER (3X16X18.5)	1	OPT COUNTER ROTATION
23-2	58200-93JB0	PROPELLER (3X16X20)	1	OPT COUNTER ROTATION
23-3	58200-93JC0	PROPELLER (3X16X21.5)	1	OPT COUNTER ROTATION
23-4	58200-93JD0	PROPELLER (3X16X23)	1	OPT COUNTER ROTATION
23-5	58200-93JE0	PROPELLER (3X16X17)	1	OPT COUNTER ROTATION
23-6	58200-93JF0	PROPELLER (3X16X24.5)	1	OPT COUNTER ROTATION
23-7	58200-93JG0	PROPELLER (3X16X26)	1	OPT COUNTER ROTATION
23-8	58200-96JB0	PROPELLER (3X15.25X19)	1	OPT COUNTER ROTATION



FIG.145

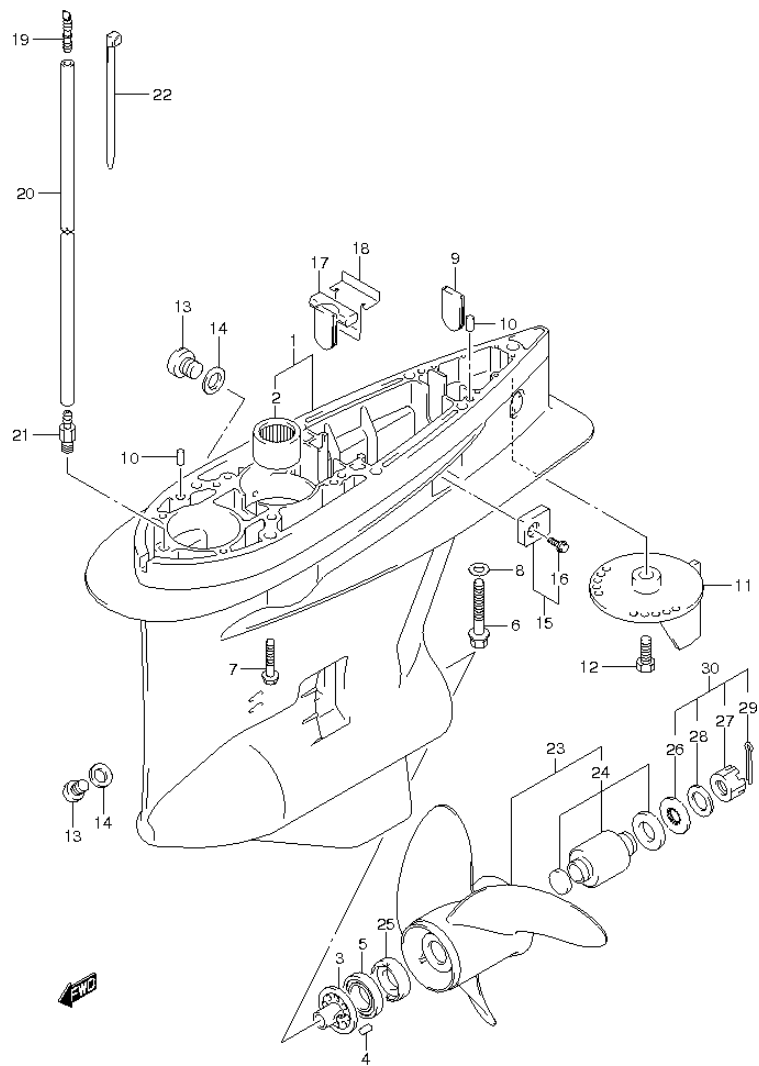


FIG.145 (2-E-11) GEAR CASE (DF175Z E1)

REF NO.	PART NO.	DESCRIPTION	Q' TY	REMARKS
23-9	58200-96JC0	PROPELLER (3X15X21)	1	OPT COUNTER ROTATION
23-10	58200-96JD0	PROPELLER (3X14.75X23)	1	OPT COUNTER ROTATION
23-11	58200-96JA0	PROPELLER (3X15.5X17)	1	OPT COUNTER ROTATION
23-12	58200-96JE0	PROPELLER (3X14.5X25)	1	OPT COUNTER ROTATION
23-13	58200-96JF0	PROPELLER (3X14.5X27)	1	OPT COUNTER ROTATION
24	58105-93J00	-BUSH SET, PROPELLER	1	
25-1	57632-93J11	STOPPER, PROPELLER BUSH	1	UP TO VIN.210070
25-2	57632-93L00	STOPPER, PROPELLER BUSH	1	FROM VIN.210071
26	57633-87D30	SPACER, PROPELLER NUT	1	
27	09141-18005	NUT	1	
28	09160-18028	WASHER (18.5X31X1)	1	
29	09204-03003	PIN	1	
30	57630-92E00	KIT, PROPELLER NUT	1	OPT
31	25700-93J00	KIT, GEAR CASE SEALING	1	OPT NOT ILLUSTRATED

FIG.146

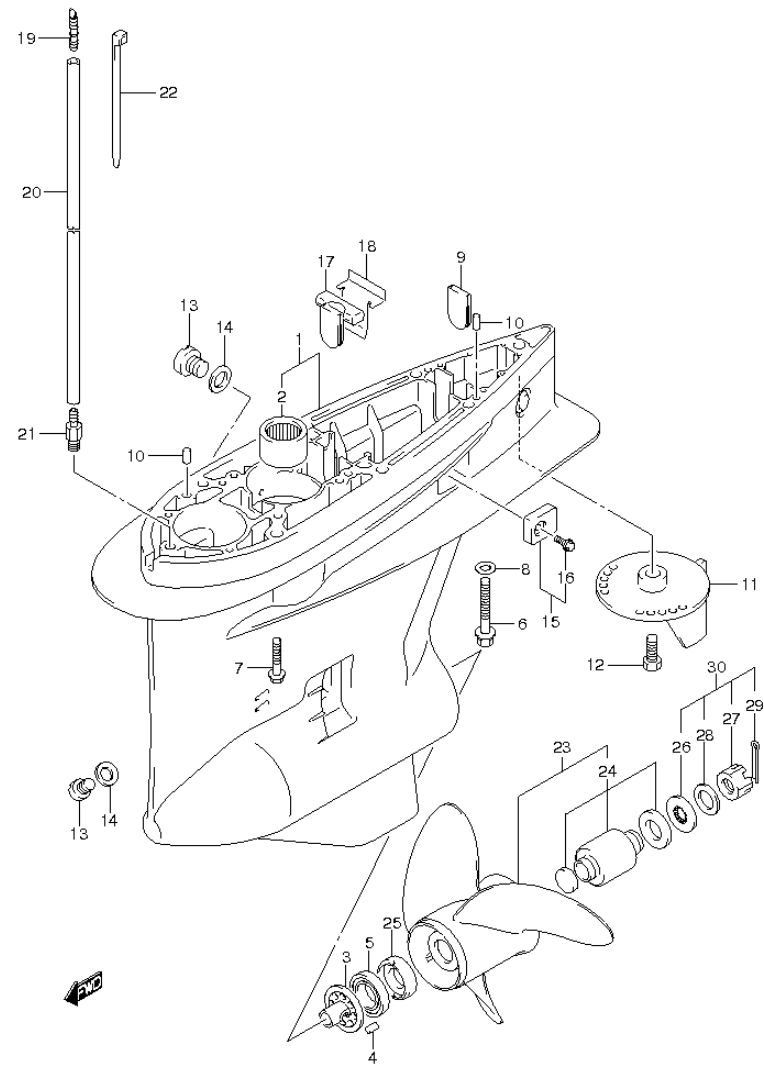


FIG.146 (2-E-12) GEAR CASE (DF1757 E40)

REF NO.	PART NO.	DESCRIPTION	Q'TY	REMARKS
1	55110-93J30-0EP	CASE, GEAR (BLACK)	1	
2	09263-32017	·BEARING (32X48X30)	1	
3	56145-93J00	·HOUSING, SHIFT CAM	1	
4	04221-08129	·PIN	1	
5	09265-50002	·BEARING (50X90X21.75)	1	
6	09100-12052	BOLT (12X70)	1	
7	09116-10150	BOLT (10X55)	6	
8	09160-12066	WASHER (12.5X22X2.5)	1	
9	17566-87D11	GROMMET, GEAR CASE	1	
10	09202-08006	PIN	2	
11	55125-98J00-0EP	TAB, TRIM (BLACK)	1	
12	09116-08137	BOLT (8X22)	1	
13	55128-93J10	PLUG, DRAIN	3	
14	09168-10034	GASKET (9.5X16.5X2)	3	
15	55320-95311	ZINC, PROTECTION	2	
16	09116-06094	·BOLT (6X15)	2	
17	55332-87D11	RUBBER, EXHAUST SEAL	1	
18	55333-87D10	PLATE, EXHAUST SEAL	1	
19	55127-87D00	UNION, SPEEDOMETER HOSE	1	
20	09355-40805-00B	HOSE (4X8X2000)	1	L:2000>1700
21	09362-09008	UNION	1	
22	09407-10404	CLAMP (L:100)	2	
23-1	58200-93JA0	PROPELLER (3X16X18.5)	1	OPT COUNTER ROTATION
23-2	58200-93JB0	PROPELLER (3X16X20)	1	OPT COUNTER ROTATION
23-3	58200-93JC0	PROPELLER (3X16X21.5)	1	OPT COUNTER ROTATION
23-4	58200-93JD0	PROPELLER (3X16X23)	1	OPT COUNTER ROTATION
23-5	58200-93JE0	PROPELLER (3X16X17)	1	OPT COUNTER ROTATION
23-6	58200-93JF0	PROPELLER (3X16X24.5)	1	OPT COUNTER ROTATION
23-7	58200-93JG0	PROPELLER (3X16X26)	1	OPT COUNTER ROTATION
23-8	58200-96JB0	PROPELLER (3X15.25X19)	1	OPT COUNTER ROTATION

FIG.146

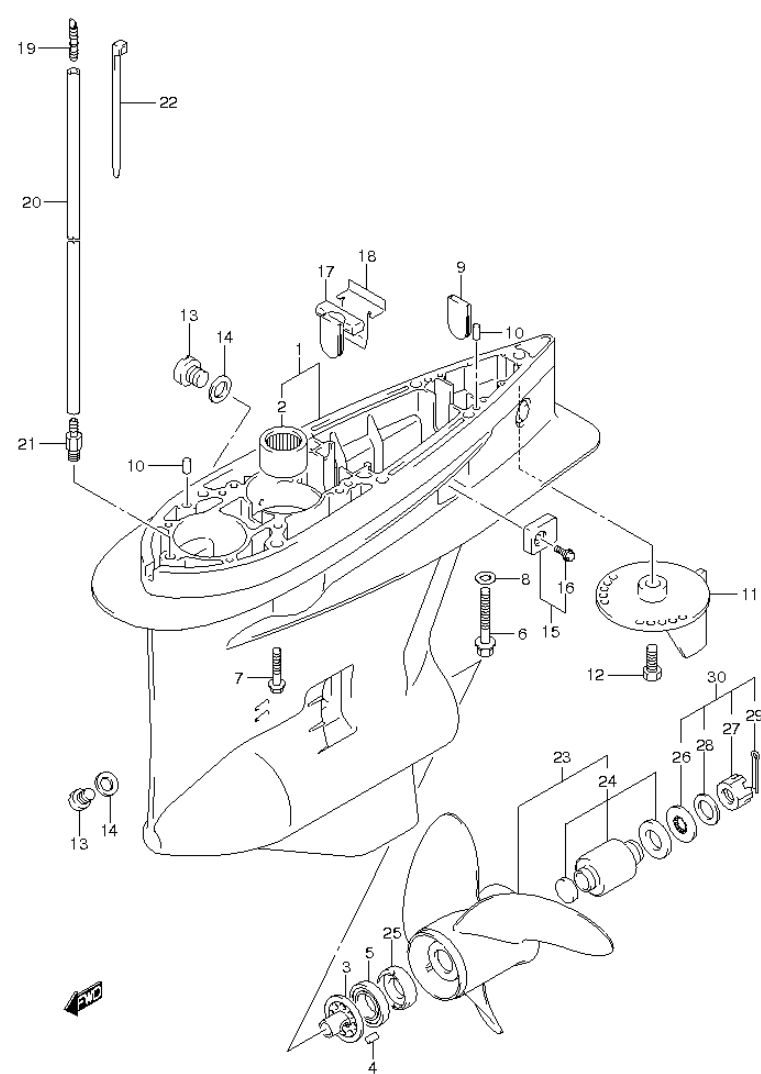


FIG.146 (2-E-13) GEAR CASE (DF175Z E40)

REF NO.	PART NO.	DESCRIPTION	Q' TY	REMARKS
23-9	58200-96JC0	PROPELLER (3X15X21)	1	OPT COUNTER ROTATION
23-10	58200-96JD0	PROPELLER (3X14.75X23)	1	OPT COUNTER ROTATION
23-11	58200-96JA0	PROPELLER (3X15.5X17)	1	OPT COUNTER ROTATION
23-12	58200-96JE0	PROPELLER (3X14.5X25)	1	OPT COUNTER ROTATION
23-13	58200-96JF0	PROPELLER (3X14.5X27)	1	OPT COUNTER ROTATION
24	58105-93J00	-BUSH SET, PROPELLER	1	
25-1	57632-93J11	STOPPER, PROPELLER BUSH	1	UP TO VIN.210070
25-2	57632-93L00	STOPPER, PROPELLER BUSH	1	FROM VIN.210071
26	57633-87D30	SPACER, PROPELLER NUT	1	
27	09141-18005	NUT	1	
28	09160-18028	WASHER (18.5X31X1)	1	
29	09204-03003	PIN	1	
30	57630-92E00	KIT, PROPELLER NUT	1	OPT
31	25700-93J00	KIT, GEAR CASE SEALING	1	OPT NOT ILLUSTRATED

FIG.147

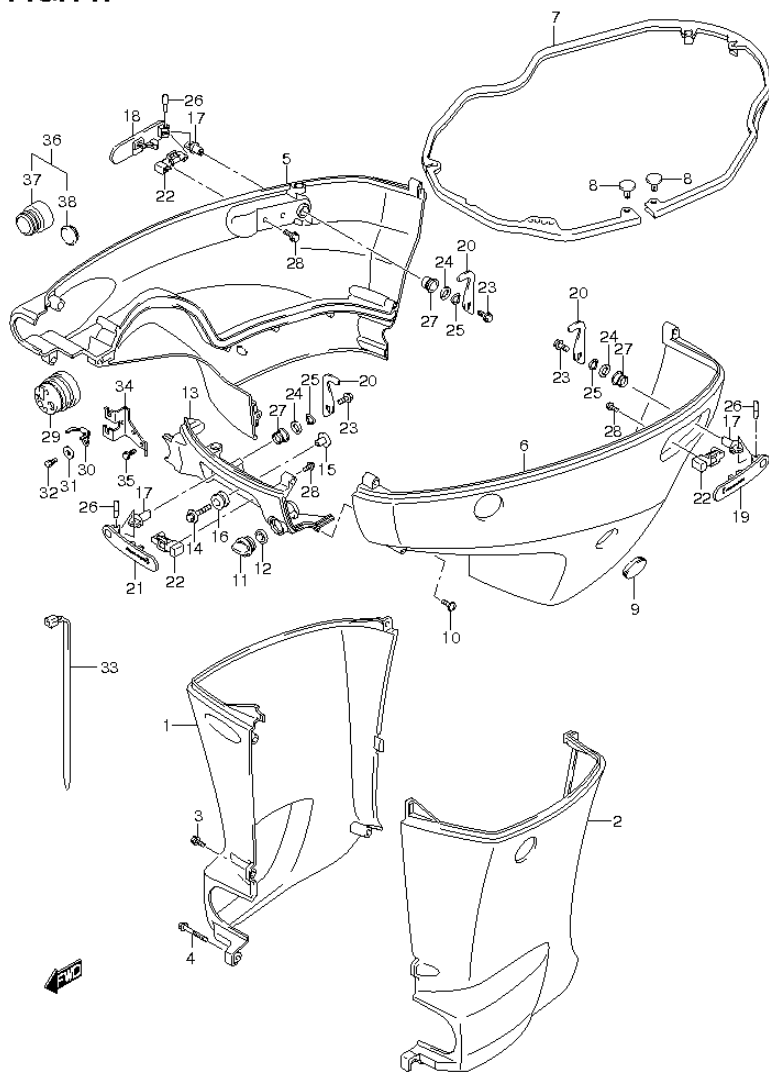


FIG.147 (2-E-14) SIDE COVER (DF150T E1)

REF NO.	PART NO.	DESCRIPTION	Q'TY	REMARKS
1-1	61131-96J02-0EP	COVER, OIL PAN STBD (L) (BLACK)	1	
1-2	61131-96J12-0EP	COVER, OIL PAN STBD (X) (BLACK)	1	
2-1	61141-96J02-0EP	COVER, OIL PAN PORT (L) (BLACK)	1	
2-2	61141-96J12-0EP	COVER, OIL PAN PORT (X) (BLACK)	1	
3-1	09139-06135	SCREW (6X17)	3	TRANSOM(L)
3-2	09139-06135	SCREW (6X17)	5	TRANSOM(X)
4	09139-06147	BOLT (6X114)	1	TRANSOM(L)
5	61811-96J01-0EP	COVER, SIDE STBD (BLACK)	1	
6	61821-96J01-0EP	COVER, SIDE PORT (BLACK)	1	
7	61134-96J00	SEAL, SIDE COVER	1	
8	09409-05302-5PK	CLIP (BLACK)	2	
9	61817-89J00	PLUG, SIDE COVER	1	
10	09136-06148	SCREW (6X35)	8	
11	17913-93J00	PLUG, WATER	1	
12	17914-93J00	GASKET, WATER PLUG	1	
13	61831-96J02-0EP	PANEL, FRONT (BLACK)	1	
14	09118-08127	BOLT (8X40)	2	
15	09169-08039	WASHER	2	
16	09320-11013	CUSHION	2	
17	61632-93J00	SHAFT, ENGINE COVER HOOK	3	
18	61633-96J02	LEVER, HOOK RR STBD	1	
19	61634-96J02	LEVER, HOOK RR PORT	1	
20	61641-93J10	HOOK, ENGINE COVER	3	
21	61645-96J02	LEVER, HOOK FR	1	
22	61673-96J02	LATCH, HOOK LEVER	3	
23	09116-06127	BOLT (6X12)	3	
24	09160-13014	WASHER (13.2X25X1)	3	
25	09164-14008	WASHER	3	
26	09202-04022	PIN	3	
27	09306-13007	BUSH	3	
28	01550-05107	SCREW	6	
29	61124-96J01	GROMMET, REMOCON CABLE	1	

FIG.147

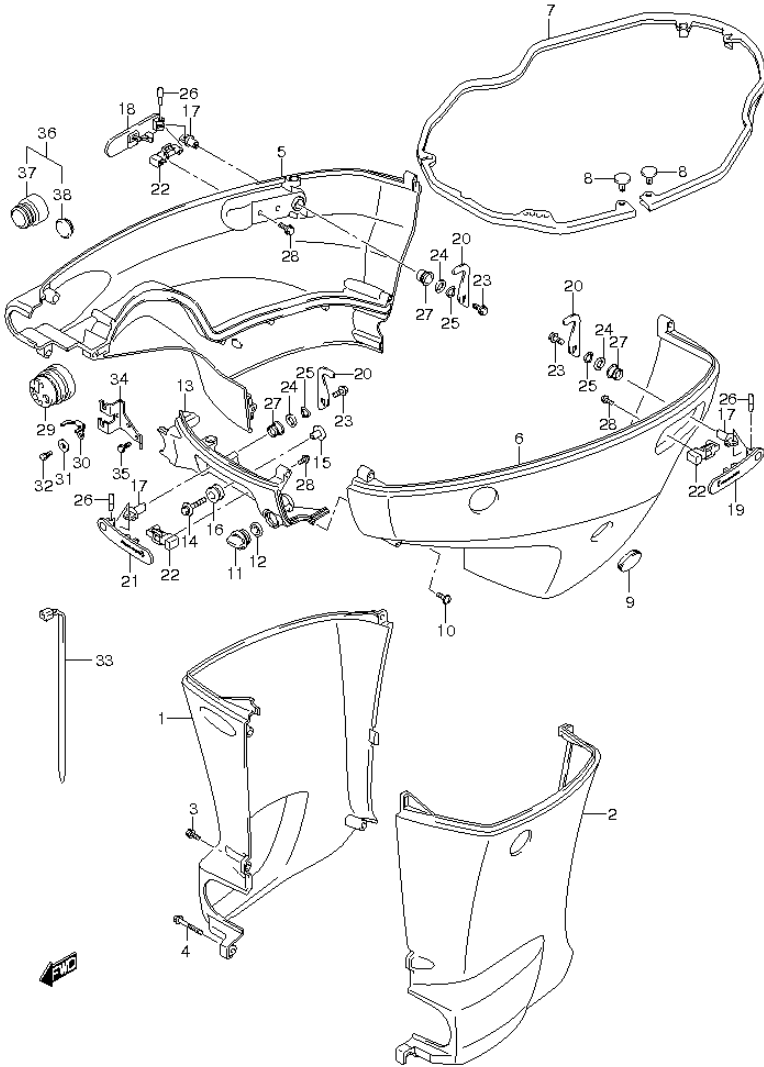


FIG.147 (2-E-15) SIDE COVER (DF150T E1)

REF NO.	PART NO.	DESCRIPTION	Q'TY	REMARKS
30	67343-96J00	STOPPER, REMOCON CABLE	1	
31	09160-06047	WASHER (6.5X20X2)	1	
32	01570-06127	BOLT	1	
33	09407-25402	CLAMP (L:248)	1	
34	67341-96J00	HOLDER, REMOCON CABLE	1	
35	01550-06167	BOLT	2	
36	67300-93J00	KIT, HOSE ADAPTER	1	OPT
37	67361-93J00	·ADAPTER, HOSE	1	OPT
38	09250-21003	·PLUG	1	OPT

FIG.148

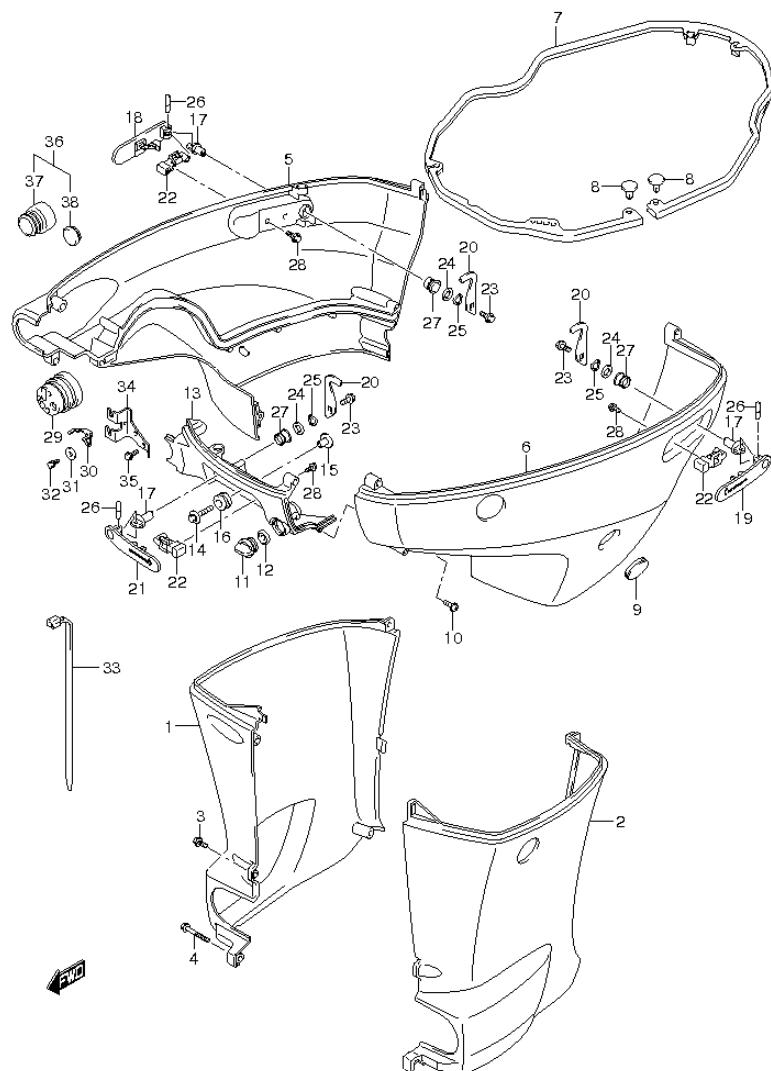


FIG.148 (2-F-2) SIDE COVER (DF150T E40)

REF NO.	PART NO.	DESCRIPTION	Q'TY	REMARKS
1-1	61131-96J02-0EP	COVER, OIL PAN STBD (L) (BLACK)	1	
1-2	61131-96J12-0EP	COVER, OIL PAN STBD (X) (BLACK)	1	
2-1	61141-96J02-0EP	COVER, OIL PAN PORT (L) (BLACK)	1	
2-2	61141-96J12-0EP	COVER, OIL PAN PORT (X) (BLACK)	1	
3-1	09139-06135	SCREW (6X17)	3	TRANSOM(L)
3-2	09139-06135	SCREW (6X17)	5	TRANSOM(X)
4	09139-06147	BOLT (6X114)	1	TRANSOM(L)
5	61811-96J01-0EP	COVER, SIDE STBD (BLACK)	1	
6	61821-96J01-0EP	COVER, SIDE PORT (BLACK)	1	
7	61134-96J00	SEAL, SIDE COVER	1	
8	09409-05302-5PK	CLIP (BLACK)	2	
9	61817-89J00	PLUG, SIDE COVER	1	
10	09136-06148	SCREW (6X35)	8	
11	17913-93J00	PLUG, WATER	1	
12	17914-93J00	GASKET, WATER PLUG	1	
13	61831-96J02-0EP	PANEL, FRONT (BLACK)	1	
14	09118-08127	BOLT (8X40)	2	
15	09169-08039	WASHER	2	
16	09320-11013	CUSHION	2	
17	61632-93J00	SHAFT, ENGINE COVER HOOK	3	
18	61633-96J02	LEVER, HOOK RR STBD	1	
19	61634-96J02	LEVER, HOOK RR PORT	1	
20	61641-93J10	HOOK, ENGINE COVER	3	
21	61645-96J02	LEVER, HOOK FR	1	
22	61673-96J02	LATCH, HOOK LEVER	3	
23	09116-06127	BOLT (6X12)	3	
24	09160-13014	WASHER (13.2X25X1)	3	
25	09164-14008	WASHER	3	
26	09202-04022	PIN	3	
27	09306-13007	BUSH	3	
28	01550-05107	SCREW	6	
29	61124-96J01	GROMMET, REMOCON CABLE	1	

FIG.148

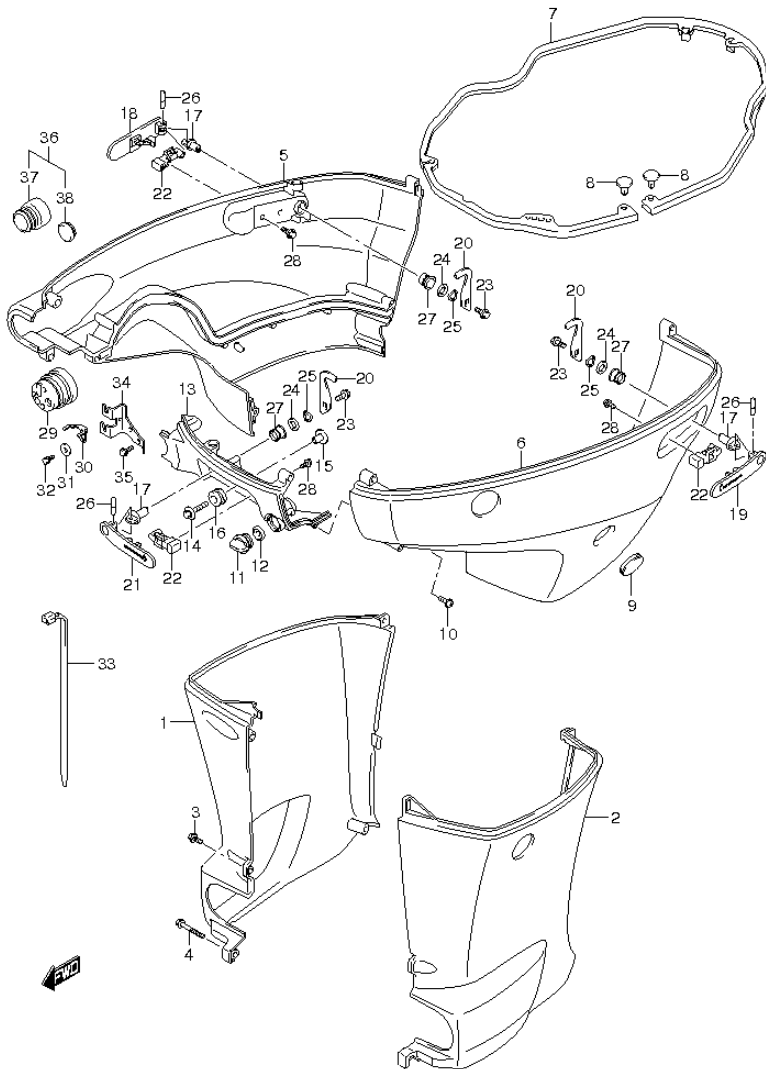


FIG.148 (2-F-3) SIDE COVER (DF150T E40)

REF NO.	PART NO.	DESCRIPTION	Q'TY	REMARKS
30	67343-96J00	STOPPER, REMOCON CABLE	1	
31	09160-06047	WASHER (6.5X20X2)	1	
32	01570-06127	BOLT	1	
33	09407-25402	CLAMP (L:248)	1	
34	67341-96J00	HOLDER, REMOCON CABLE	1	
35	01550-06167	BOLT	2	
36	67300-93J00	KIT, HOSE ADAPTER	1	OPT
37	67361-93J00	·ADAPTER, HOSE	1	OPT
38	09250-21003	·PLUG	1	OPT

FIG.149

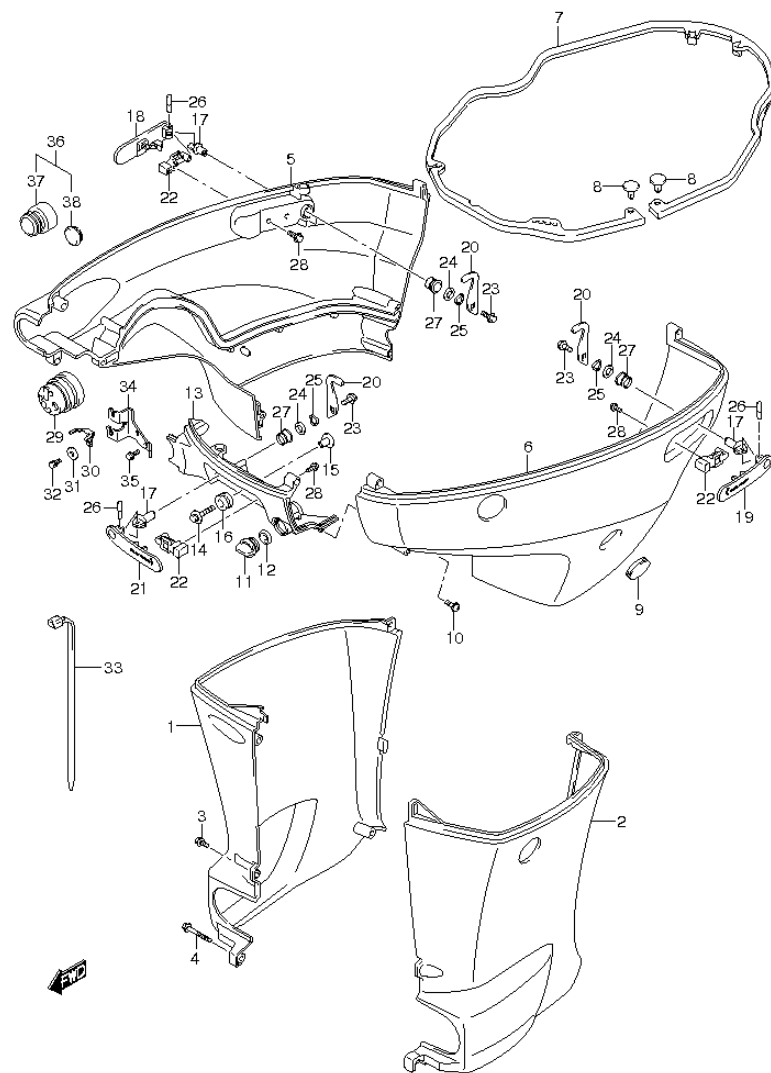


FIG.149 (2-F-4) SIDE COVER (DF150Z E1)

REF NO.	PART NO.	DESCRIPTION	Q'TY	REMARKS
1-1	61131-96J02-0EP	COVER, OIL PAN STBD (L) (BLACK)	1	
1-2	61131-96J12-0EP	COVER, OIL PAN STBD (X) (BLACK)	1	
2-1	61141-96J02-0EP	COVER, OIL PAN PORT (L) (BLACK)	1	
2-2	61141-96J12-0EP	COVER, OIL PAN PORT (X) (BLACK)	1	
3-1	09139-06135	SCREW (6X17)	3	TRANSOM(L)
3-2	09139-06135	SCREW (6X17)	5	TRANSOM(X)
4	09139-06147	BOLT (6X114)	1	TRANSOM(L)
5	61811-96J01-0EP	COVER, SIDE STBD (BLACK)	1	
6	61821-96J01-0EP	COVER, SIDE PORT (BLACK)	1	
7	61134-96J00	SEAL, SIDE COVER	1	
8	09409-05302-5PK	CLIP (BLACK)	2	
9	61817-89J00	PLUG, SIDE COVER	1	
10	09136-06148	SCREW (6X35)	8	
11	17913-93J00	PLUG, WATER	1	
12	17914-93J00	GASKET, WATER PLUG	1	
13	61831-96J02-0EP	PANEL, FRONT (BLACK)	1	
14	09118-08127	BOLT (8X40)	2	
15	09169-08039	WASHER	2	
16	09320-11013	CUSHION	2	
17	61632-93J00	SHAFT, ENGINE COVER HOOK	3	
18	61633-96J02	LEVER, HOOK RR STBD	1	
19	61634-96J02	LEVER, HOOK RR PORT	1	
20	61641-93J10	HOOK, ENGINE COVER	3	
21	61645-96J02	LEVER, HOOK FR	1	
22	61673-96J02	LATCH, HOOK LEVER	3	
23	09116-06127	BOLT (6X12)	3	
24	09160-13014	WASHER (13.2X25X1)	3	
25	09164-14008	WASHER	3	
26	09202-04022	PIN	3	
27	09306-13007	BUSH	3	
28	01550-05107	SCREW	6	
29	61124-96J01	GROMMET, REMOCON CABLE	1	



FIG.149

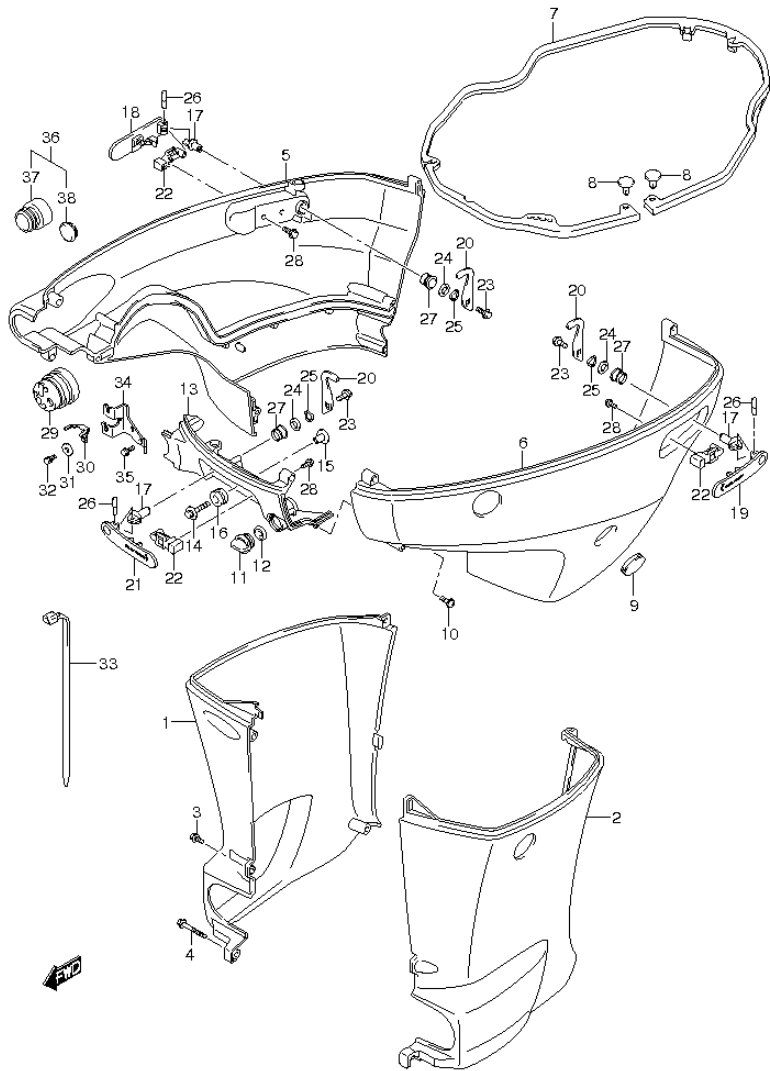


FIG.149 (2-F-5) SIDE COVER (DF150Z E1)

REF NO.	PART NO.	DESCRIPTION	Q'TY	REMARKS
30	67343-96J00	STOPPER, REMOCON CABLE	1	
31	09160-06047	WASHER (6.5X20X2)	1	
32	01570-06127	BOLT	1	
33	09407-25402	CLAMP (L:248)	1	
34	67341-96J00	HOLDER, REMOCON CABLE	1	
35	01550-06167	BOLT	2	
36	67300-93J00	KIT, HOSE ADAPTER	1	OPT
37	67361-93J00	·ADAPTER, HOSE	1	OPT
38	09250-21003	·PLUG	1	OPT

FIG.150

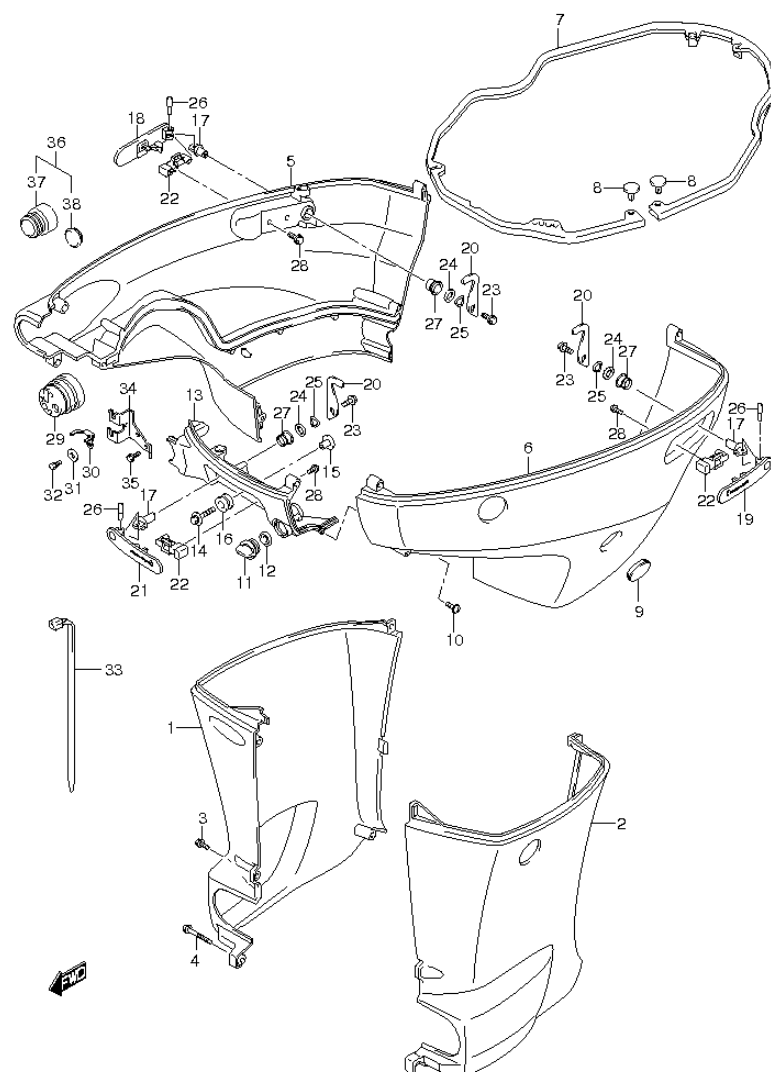


FIG.150 (2-F-6) SIDE COVER (DF150Z E40)

REF NO.	PART NO.	DESCRIPTION	Q' TY	REMARKS
1-1	61131-96J02-0EP	COVER, OIL PAN STBD (L) (BLACK)	1	
1-2	61131-96J12-0EP	COVER, OIL PAN STBD (X) (BLACK)	1	
2-1	61141-96J02-0EP	COVER, OIL PAN PORT (L) (BLACK)	1	
2-2	61141-96J12-0EP	COVER, OIL PAN PORT (X) (BLACK)	1	
3-1	09139-06135	SCREW (6X17)	3	TRANSOM(L)
3-2	09139-06135	SCREW (6X17)	5	TRANSOM(X)
4	09139-06147	BOLT (6X114)	1	TRANSOM(L)
5	61811-96J01-0EP	COVER, SIDE STBD (BLACK)	1	
6	61821-96J01-0EP	COVER, SIDE PORT (BLACK)	1	
7	61134-96J00	SEAL, SIDE COVER	1	
8	09409-05302-5PK	CLIP (BLACK)	2	
9	61817-89J00	PLUG, SIDE COVER	1	
10	09136-06148	SCREW (6X35)	8	
11	17913-93J00	PLUG, WATER	1	
12	17914-93J00	GASKET, WATER PLUG	1	
13	61831-96J02-0EP	PANEL, FRONT (BLACK)	1	
14	09118-08127	BOLT (8X40)	2	
15	09169-08039	WASHER	2	
16	09320-11013	CUSHION	2	
17	61632-93J00	SHAFT, ENGINE COVER HOOK	3	
18	61633-96J02	LEVER, HOOK RR STBD	1	
19	61634-96J02	LEVER, HOOK RR PORT	1	
20	61641-93J10	HOOK, ENGINE COVER	3	
21	61645-96J02	LEVER, HOOK FR	1	
22	61673-96J02	LATCH, HOOK LEVER	3	
23	09116-06127	BOLT (6X12)	3	
24	09160-13014	WASHER (13.2X25X1)	3	
25	09164-14008	WASHER	3	
26	09202-04022	PIN	3	
27	09306-13007	BUSH	3	
28	01550-05107	SCREW	6	
29	61124-96J01	GROMMET, REMOCON CABLE	1	

FIG.150

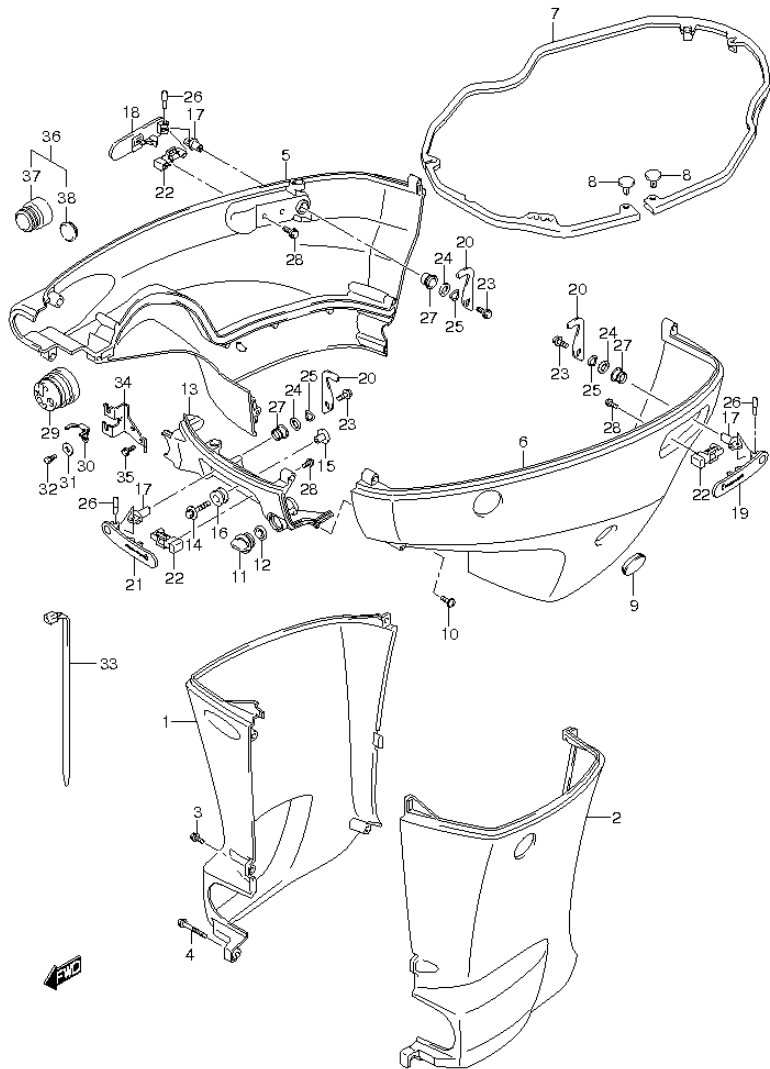


FIG.150 (2-F-7) SIDE COVER (DF150Z E40)

REF NO.	PART NO.	DESCRIPTION	Q'TY	REMARKS
30	67343-96J00	STOPPER, REMOCON CABLE	1	
31	09160-06047	WASHER (6.5X20X2)	1	
32	01570-06127	BOLT	1	
33	09407-25402	CLAMP (L:248)	1	
34	67341-96J00	HOLDER, REMOCON CABLE	1	
35	01550-06167	BOLT	2	
36	67300-93J00	KIT, HOSE ADAPTER	1	OPT
37	67361-93J00	·ADAPTER, HOSE	1	OPT
38	09250-21003	·PLUG	1	OPT

FIG.151

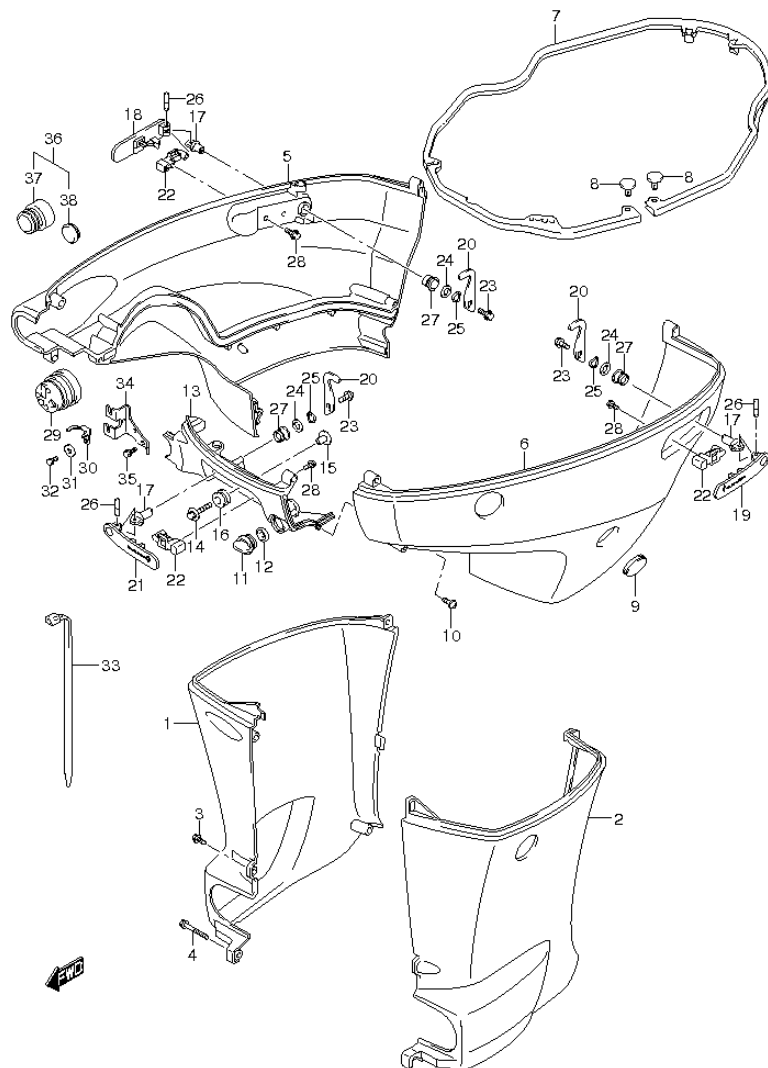
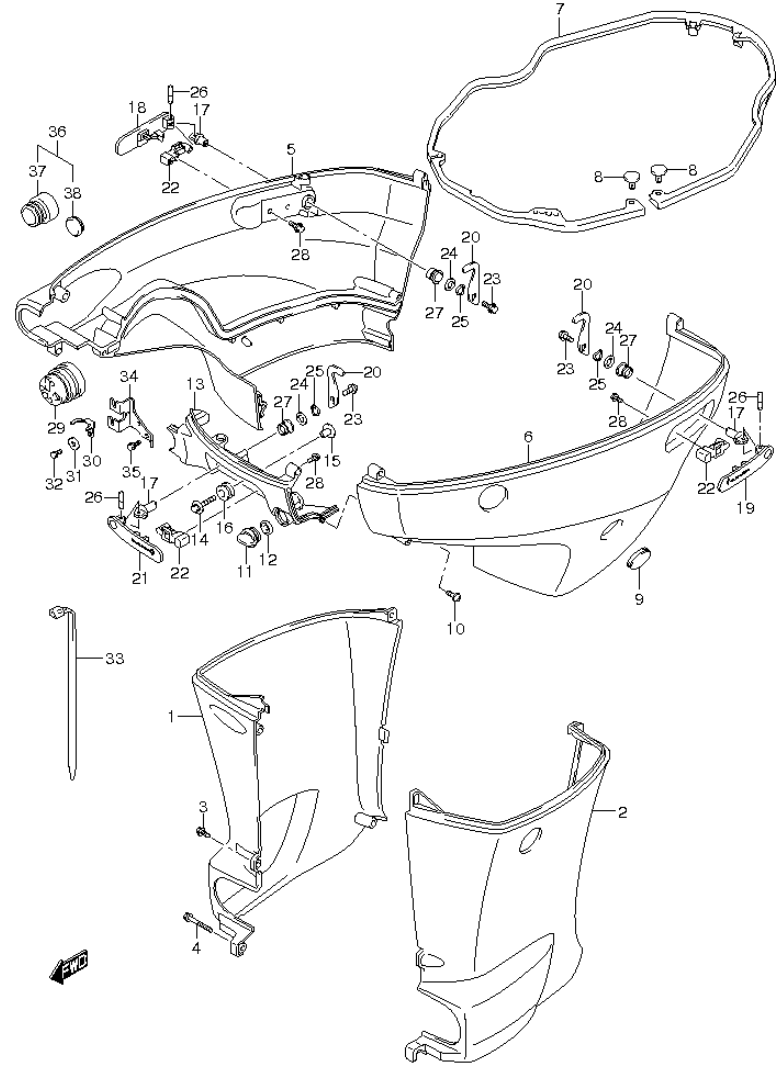


FIG.151 (2-F-8) SIDE COVER (DF175T E1)

REF NO.	PART NO.	DESCRIPTION	Q'TY	REMARKS
1-1	61131-96J02-0EP	COVER, OIL PAN STBD (L) (BLACK)	1	
1-2	61131-96J12-0EP	COVER, OIL PAN STBD (X) (BLACK)	1	
2-1	61141-96J02-0EP	COVER, OIL PAN PORT (L) (BLACK)	1	
2-2	61141-96J12-0EP	COVER, OIL PAN PORT (X) (BLACK)	1	
3-1	09139-06135	SCREW (6X17)	3	TRANSOM(L)
3-2	09139-06135	SCREW (6X17)	5	TRANSOM(X)
4	09139-06147	BOLT (6X114)	1	TRANSOM(L)
5	61811-96J01-0EP	COVER, SIDE STBD (BLACK)	1	
6	61821-96J01-0EP	COVER, SIDE PORT (BLACK)	1	
7	61134-96J00	SEAL, SIDE COVER	1	
8	09409-05302-5PK	CLIP (BLACK)	2	
9	61817-89J00	PLUG, SIDE COVER	1	
10	09136-06148	SCREW (6X35)	8	
11	17913-93J00	PLUG, WATER	1	
12	17914-93J00	GASKET, WATER PLUG	1	
13	61831-96J02-0EP	PANEL, FRONT (BLACK)	1	
14	09118-08127	BOLT (8X40)	2	
15	09169-08039	WASHER	2	
16	09320-11013	CUSHION	2	
17	61632-93J00	SHAFT, ENGINE COVER HOOK	3	
18	61633-96J02	LEVER, HOOK RR STBD	1	
19	61634-96J02	LEVER, HOOK RR PORT	1	
20	61641-93J10	HOOK, ENGINE COVER	3	
21	61645-96J02	LEVER, HOOK FR	1	
22	61673-96J02	LATCH, HOOK LEVER	3	
23	09116-06127	BOLT (6X12)	3	
24	09160-13014	WASHER (13.2X25X1)	3	
25	09164-14008	WASHER	3	
26	09202-04022	PIN	3	
27	09306-13007	BUSH	3	
28	01550-05107	SCREW	6	
29	61124-96J01	GROMMET, REMOCON CABLE	1	

FIG.151



DF150 175 E01 012\_151  
SIDE COVER

FIG.151 (2-F-9) SIDE COVER (DF175T E1)

REF NO.	PART NO.	DESCRIPTION	Q'TY	REMARKS
30	67343-96J00	STOPPER, REMOCON CABLE	1	
31	09160-06047	WASHER (6.5X20X2)	1	
32	01570-06127	BOLT	1	
33	09407-25402	CLAMP (L:248)	1	
34	67341-96J00	HOLDER, REMOCON CABLE	1	
35	01550-06167	BOLT	2	
36	67300-93J00	KIT, HOSE ADAPTER	1	OPT
37	67361-93J00	·ADAPTER, HOSE	1	OPT
38	09250-21003	·PLUG	1	OPT

DF150 175 E01 012

FIG.152

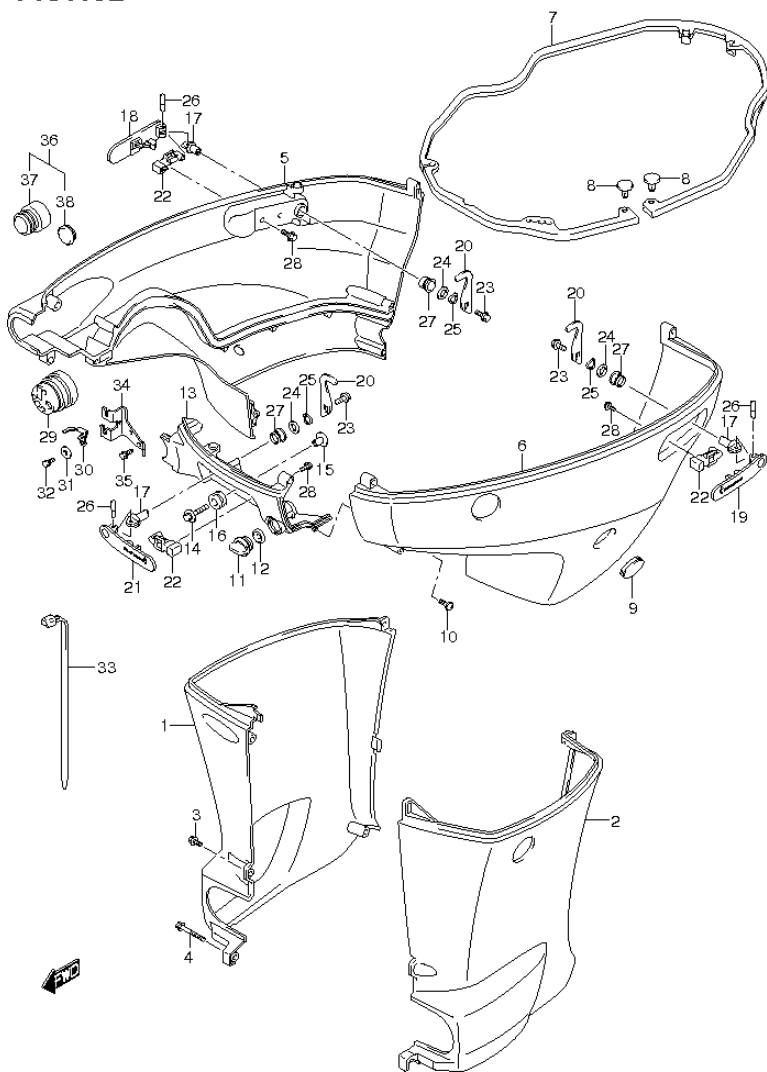


FIG.152 (2-F-10) SIDE COVER (DF175T E40)

REF NO.	PART NO.	DESCRIPTION	Q' TY	REMARKS
1-1	61131-96J02-0EP	COVER, OIL PAN STBD (L) (BLACK)	1	
1-2	61131-96J12-0EP	COVER, OIL PAN STBD (X) (BLACK)	1	
2-1	61141-96J02-0EP	COVER, OIL PAN PORT (L) (BLACK)	1	
2-2	61141-96J12-0EP	COVER, OIL PAN PORT (X) (BLACK)	1	
3-1	09139-06135	SCREW (6X17)	3	TRANSOM(L)
3-2	09139-06135	SCREW (6X17)	5	TRANSOM(X)
4	09139-06147	BOLT (6X114)	1	TRANSOM(L)
5	61811-96J01-0EP	COVER, SIDE STBD (BLACK)	1	
6	61821-96J01-0EP	COVER, SIDE PORT (BLACK)	1	
7	61134-96J00	SEAL, SIDE COVER	1	
8	09409-05302-5PK	CLIP (BLACK)	2	
9	61817-89J00	PLUG, SIDE COVER	1	
10	09136-06148	SCREW (6X35)	8	
11	17913-93J00	PLUG, WATER	1	
12	17914-93J00	GASKET, WATER PLUG	1	
13	61831-96J02-0EP	PANEL, FRONT (BLACK)	1	
14	09118-08127	BOLT (8X40)	2	
15	09169-08039	WASHER	2	
16	09320-11013	CUSHION	2	
17	61632-93J00	SHAFT, ENGINE COVER HOOK	3	
18	61633-96J02	LEVER, HOOK RR STBD	1	
19	61634-96J02	LEVER, HOOK RR PORT	1	
20	61641-93J10	HOOK, ENGINE COVER	3	
21	61645-96J02	LEVER, HOOK FR	1	
22	61673-96J02	LATCH, HOOK LEVER	3	
23	09116-06127	BOLT (6X12)	3	
24	09160-13014	WASHER (13.2X25X1)	3	
25	09164-14008	WASHER	3	
26	09202-04022	PIN	3	
27	09306-13007	BUSH	3	
28	01550-05107	SCREW	6	
29	61124-96J01	GROMMET, REMOCON CABLE	1	

FIG.152

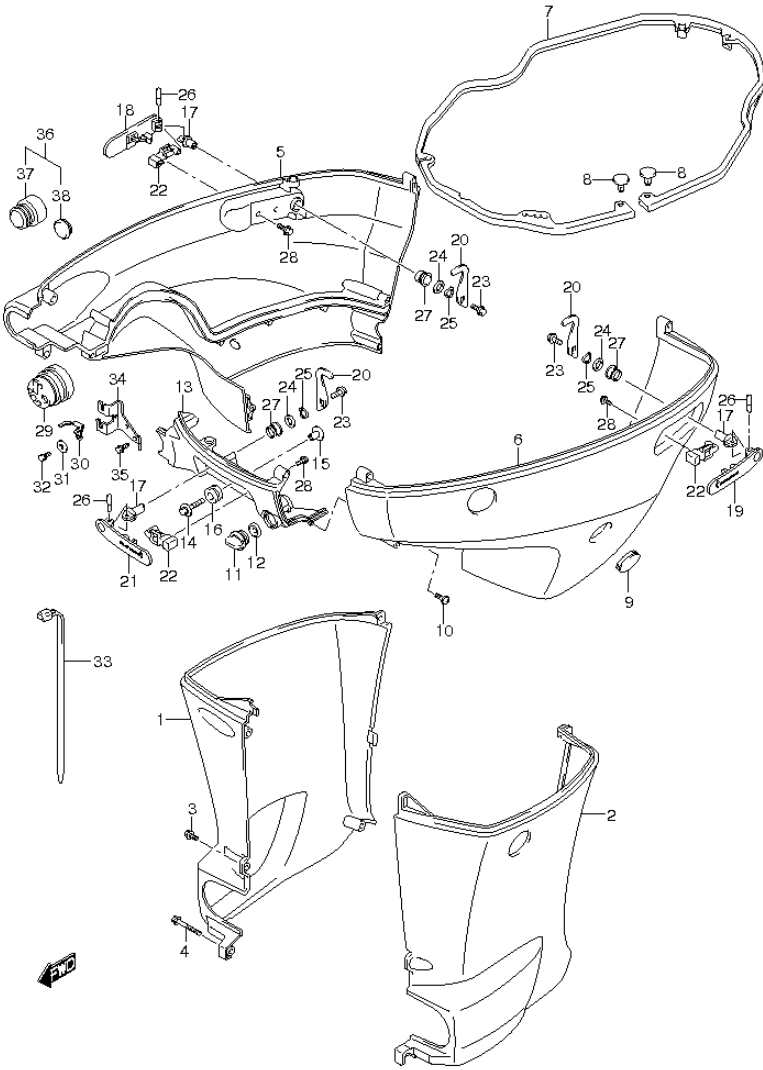


FIG.152 (2-F-11) SIDE COVER (DF175T E40)

REF NO.	PART NO.	DESCRIPTION	Q'TY	REMARKS
30	67343-96J00	STOPPER, REMOCON CABLE	1	
31	09160-06047	WASHER (6.5X20X2)	1	
32	01570-06127	BOLT	1	
33	09407-25402	CLAMP (L:248)	1	
34	67341-96J00	HOLDER, REMOCON CABLE	1	
35	01550-06167	BOLT	2	
36	67300-93J00	KIT, HOSE ADAPTER	1	OPT
37	67361-93J00	·ADAPTER, HOSE	1	OPT
38	09250-21003	·PLUG	1	OPT

FIG.153

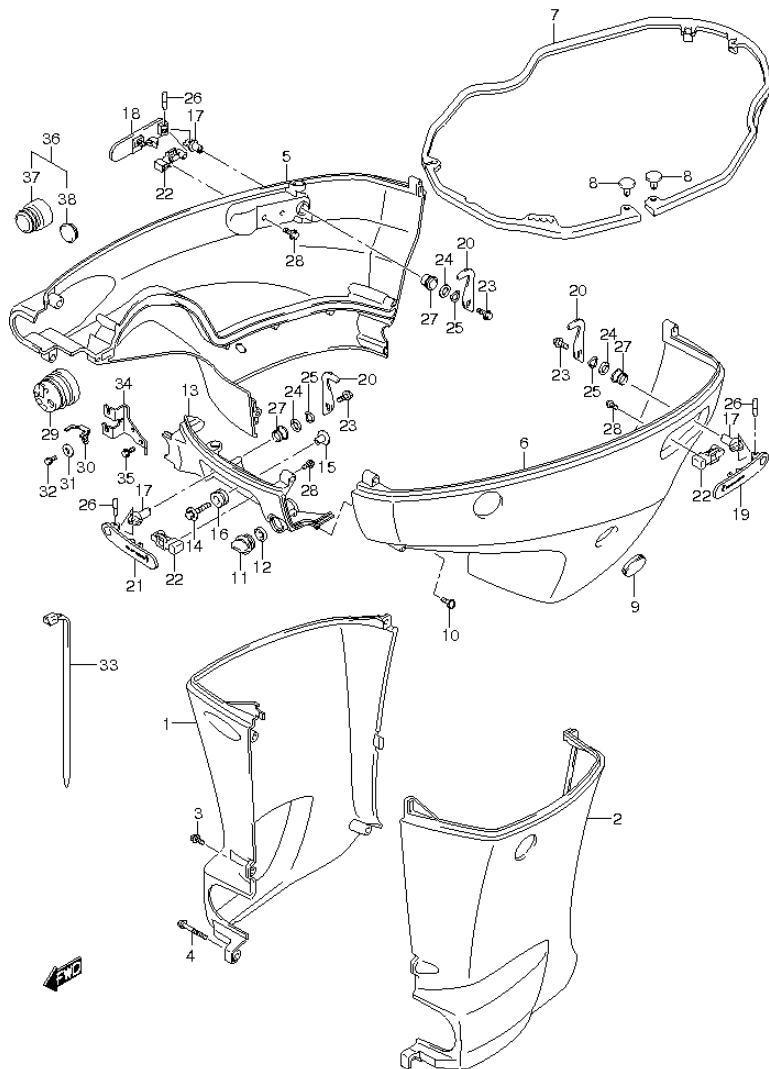


FIG.153 (2-F-12) SIDE COVER (DF175Z E1)

REF NO.	PART NO.	DESCRIPTION	Q' TY	REMARKS
1-1	61131-96J02-0EP	COVER, OIL PAN STBD (L) (BLACK)	1	
1-2	61131-96J12-0EP	COVER, OIL PAN STBD (X) (BLACK)	1	
2-1	61141-96J02-0EP	COVER, OIL PAN PORT (L) (BLACK)	1	
2-2	61141-96J12-0EP	COVER, OIL PAN PORT (X) (BLACK)	1	
3-1	09139-06135	SCREW (6X17)	3	TRANSOM(L)
3-2	09139-06135	SCREW (6X17)	5	TRANSOM(X)
4	09139-06147	BOLT (6X114)	1	TRANSOM(L)
5	61811-96J01-0EP	COVER, SIDE STBD (BLACK)	1	
6	61821-96J01-0EP	COVER, SIDE PORT (BLACK)	1	
7	61134-96J00	SEAL, SIDE COVER	1	
8	09409-05302-5PK	CLIP (BLACK)	2	
9	61817-89J00	PLUG, SIDE COVER	1	
10	09136-06148	SCREW (6X35)	8	
11	17913-93J00	PLUG, WATER	1	
12	17914-93J00	GASKET, WATER PLUG	1	
13	61831-96J02-0EP	PANEL, FRONT (BLACK)	1	
14	09118-08127	BOLT (8X40)	2	
15	09169-08039	WASHER	2	
16	09320-11013	CUSHION	2	
17	61632-93J00	SHAFT, ENGINE COVER HOOK	3	
18	61633-96J02	LEVER, HOOK RR STBD	1	
19	61634-96J02	LEVER, HOOK RR PORT	1	
20	61641-93J10	HOOK, ENGINE COVER	3	
21	61645-96J02	LEVER, HOOK FR	1	
22	61673-96J02	LATCH, HOOK LEVER	3	
23	09116-06127	BOLT (6X12)	3	
24	09160-13014	WASHER (13.2X25X1)	3	
25	09164-14008	WASHER	3	
26	09202-04022	PIN	3	
27	09306-13007	BUSH	3	
28	01550-05107	SCREW	6	
29	61124-96J01	GROMMET, REMOCON CABLE	1	



FIG.153

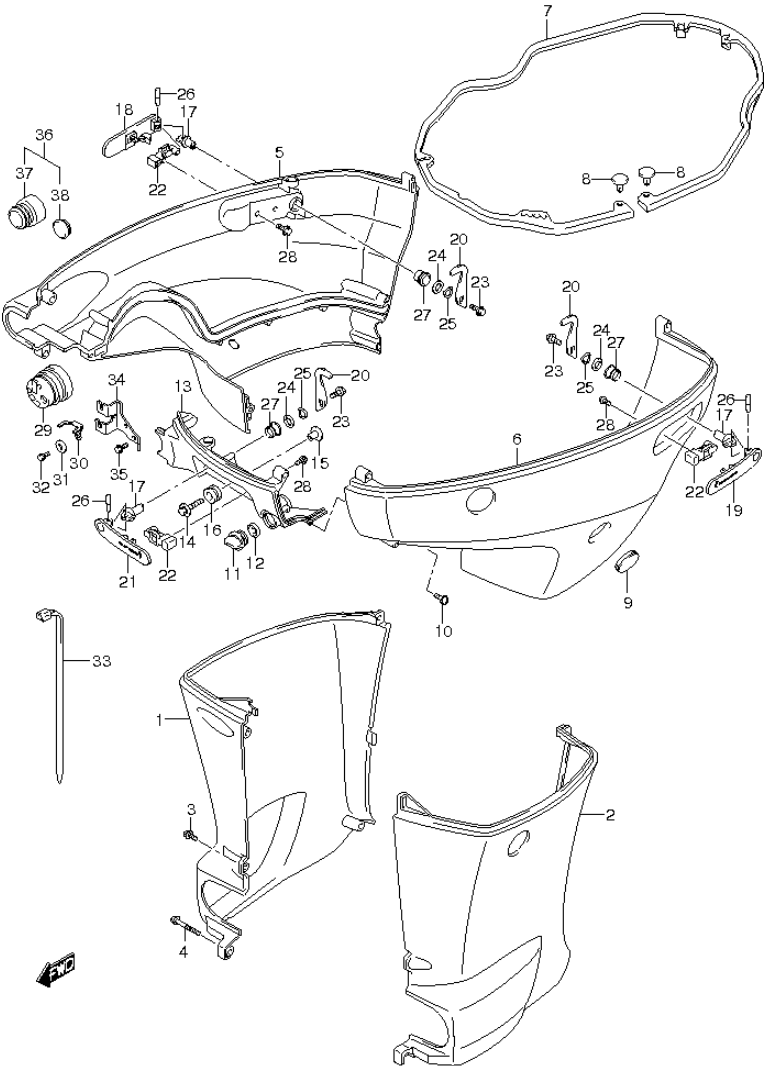


FIG.153 (2-F-13) SIDE COVER (DF175Z E1)

REF NO.	PART NO.	DESCRIPTION	Q'TY	REMARKS
30	67343-96J00	STOPPER, REMOCON CABLE	1	
31	09160-06047	WASHER (6.5X20X2)	1	
32	01570-06127	BOLT	1	
33	09407-25402	CLAMP (L:248)	1	
34	67341-96J00	HOLDER, REMOCON CABLE	1	
35	01550-06167	BOLT	2	
36	67300-93J00	KIT, HOSE ADAPTER	1	OPT
37	67361-93J00	·ADAPTER, HOSE	1	OPT
38	09250-21003	·PLUG	1	OPT

FIG.154

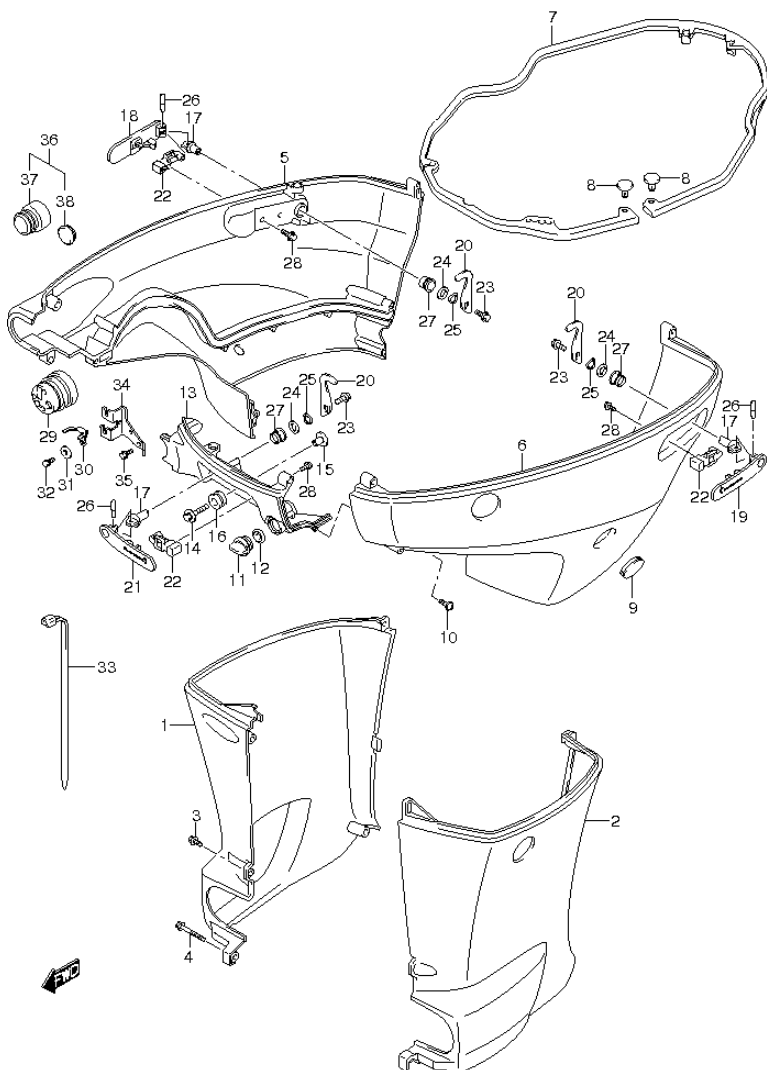


FIG.154 (2-F-14) SIDE COVER (DF175Z E40)

REF NO.	PART NO.	DESCRIPTION	Q' TY	REMARKS
1-1	61131-96J02-0EP	COVER, OIL PAN STBD (L) (BLACK)	1	
1-2	61131-96J12-0EP	COVER, OIL PAN STBD (X) (BLACK)	1	
2-1	61141-96J02-0EP	COVER, OIL PAN PORT (L) (BLACK)	1	
2-2	61141-96J12-0EP	COVER, OIL PAN PORT (X) (BLACK)	1	
3-1	09139-06135	SCREW (6X17)	3	TRANSOM(L)
3-2	09139-06135	SCREW (6X17)	5	TRANSOM(X)
4	09139-06147	BOLT (6X114)	1	TRANSOM(L)
5	61811-96J01-0EP	COVER, SIDE STBD (BLACK)	1	
6	61821-96J01-0EP	COVER, SIDE PORT (BLACK)	1	
7	61134-96J00	SEAL, SIDE COVER	1	
8	09409-05302-5PK	CLIP (BLACK)	2	
9	61817-89J00	PLUG, SIDE COVER	1	
10	09136-06148	SCREW (6X35)	8	
11	17913-93J00	PLUG, WATER	1	
12	17914-93J00	GASKET, WATER PLUG	1	
13	61831-96J02-0EP	PANEL, FRONT (BLACK)	1	
14	09118-08127	BOLT (8X40)	2	
15	09169-08039	WASHER	2	
16	09320-11013	CUSHION	2	
17	61632-93J00	SHAFT, ENGINE COVER HOOK	3	
18	61633-96J02	LEVER, HOOK RR STBD	1	
19	61634-96J02	LEVER, HOOK RR PORT	1	
20	61641-93J10	HOOK, ENGINE COVER	3	
21	61645-96J02	LEVER, HOOK FR	1	
22	61673-96J02	LATCH, HOOK LEVER	3	
23	09116-06127	BOLT (6X12)	3	
24	09160-13014	WASHER (13.2X25X1)	3	
25	09164-14008	WASHER	3	
26	09202-04022	PIN	3	
27	09306-13007	BUSH	3	
28	01550-05107	SCREW	6	
29	61124-96J01	GROMMET, REMOCON CABLE	1	

FIG.154

FIG.154 (2-F-15) SIDE COVER (DF175Z E40)

REF NO.	PART NO.	DESCRIPTION	Q'TY	REMARKS
30	67343-96J00	STOPPER, REMOCON CABLE	1	
31	09160-06047	WASHER (6.5X20X2)	1	
32	01570-06127	BOLT	1	
33	09407-25402	CLAMP (L:248)	1	
34	67341-96J00	HOLDER, REMOCON CABLE	1	
35	01550-06167	BOLT	2	
36	67300-93J00	KIT, HOSE ADAPTER	1	OPT
37	67361-93J00	·ADAPTER, HOSE	1	OPT
38	09250-21003	·PLUG	1	OPT

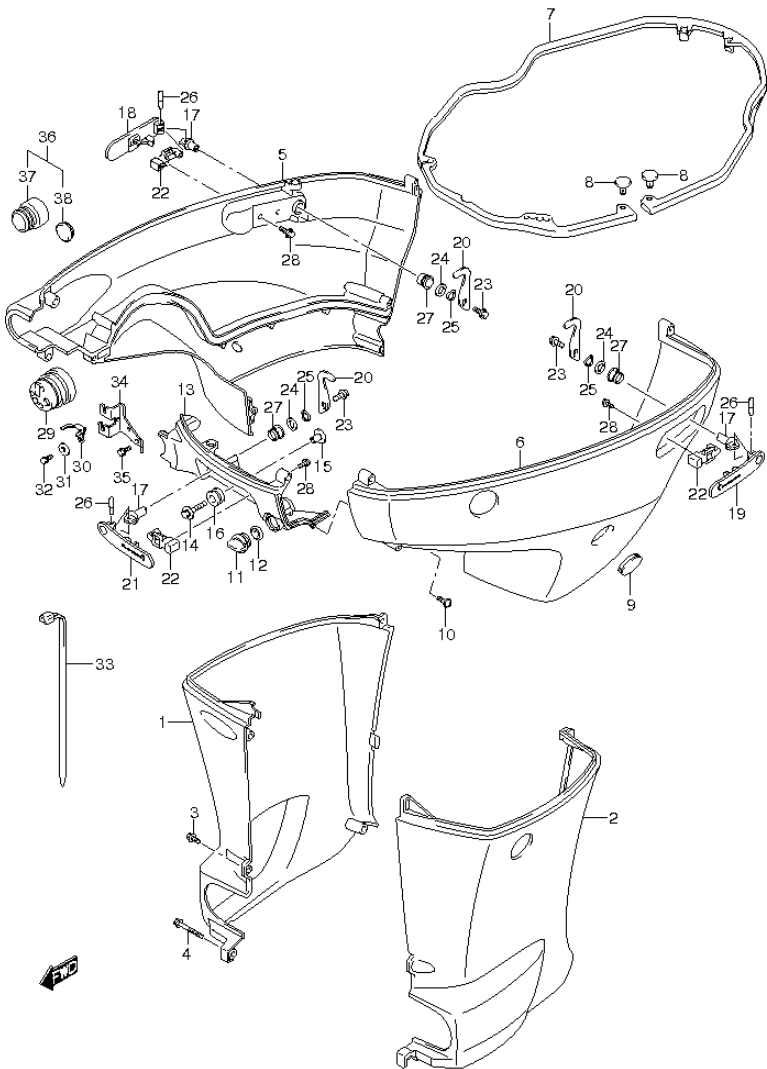


FIG.155

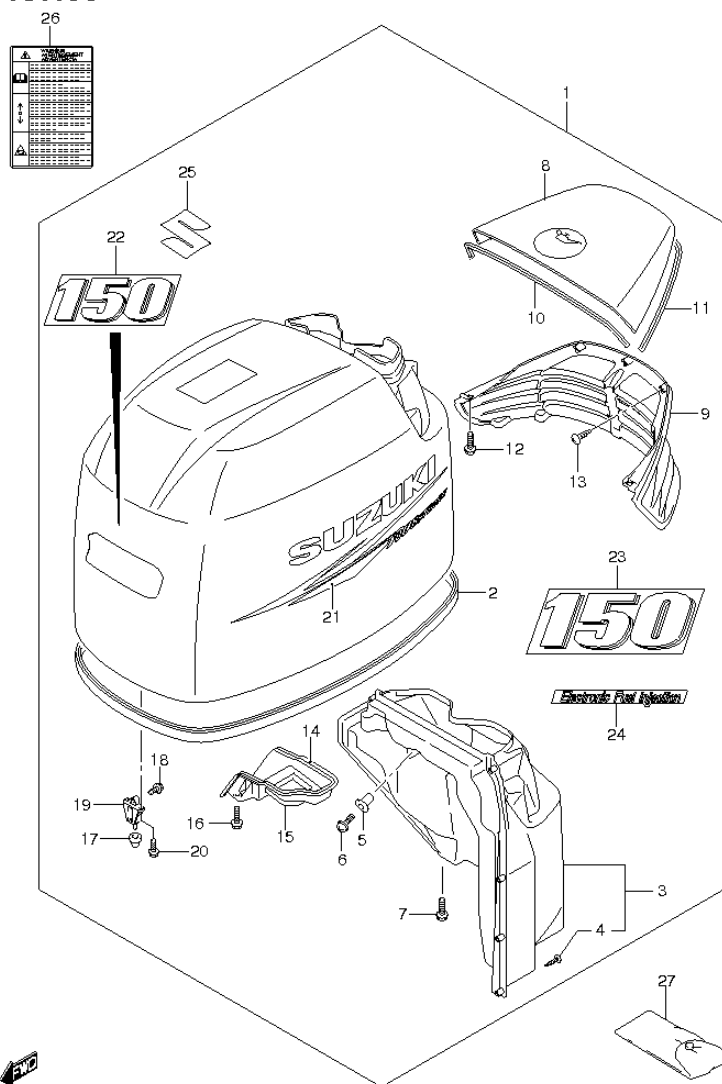


FIG.155 (2-G-2) ENGINE COVER (DF150T E1)

REF. NO.	PART NO.	DESCRIPTION	Q' TY	REMARKS
1	61410-96853-0EP	COVER SET, ENGINE (BLACK)	1	
2	61112-96J00	·SEAL, ENGINE COVER	1	
3	61430-96J10	·GUIDE ASSY, AIR INTK INNER	1	
4	03542-05169	··SCREW	8	
5	09159-05019	·NUT	2	
6	02142-05167	·SCREW	2	
7	01550-06167	·BOLT	2	
8	61431-96J10-0EP	·HANDLE, TILT UP (BLACK)	1	
9	61432-96J10	·LOUVER, TILT UP HANDLE	1	
10	61438-96J10	·SEAL, TILT UP HANDLE NO.1	1	
11	61439-96J10	·SEAL, TILT UP HANDLE NO.2	1	
12	01550-06167	·BOLT	5	
13	03542-05169	·SCREW	8	
14	61475-96J10	·GUIDE, AIR VENT	1	
15	61476-96J10	·SEAL, AIR VENT	1	
16	01550-06167	·BOLT	2	
17	09329-10022	·CUSHION	3	
18	01550-06127	·BOLT	3	
19	61621-93J00	·BRACKET, FASTENER	3	
20	01547-06167	·BOLT	6	
21-1	61443-96J22	·STRIPE, ENGINE COVER STBD	1	
21-2	61453-96J22	·STRIPE, ENGINE COVER PORT	1	
22	61422-96J42	·MARK, EMBLEM FRONT (150)	1	
23	61435-96J22	·MARK, EMBLEM REAR (150)	1	
24	61446-87L11	·DECAL, EFI	1	
25	68111-96J00	·EMBLEM (S)	1	
26	61458-99E40	LABEL, ENGINE COVER	1	
27	09800-81840	TOOL SET	1	

FIG.156

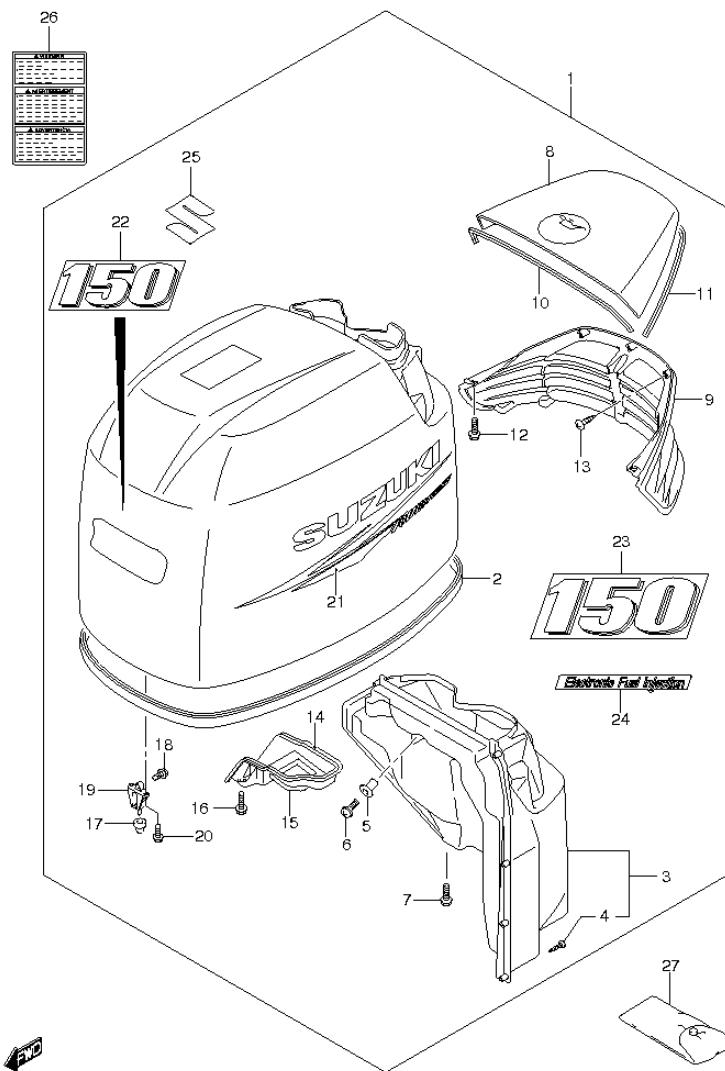


FIG.156 (2-G-3) ENGINE COVER (DF150T E40)

REF. NO.	PART NO.	DESCRIPTION	QTY	REMARKS
1	61410-96853-0EP	COVER SET, ENGINE (BLACK)	1	
2	61112-96J00	·SEAL, ENGINE COVER	1	
3	61430-96J10	·GUIDE ASSY, AIR INTK INNER	1	
4	03542-05169	··SCREW	8	
5	09159-05019	·NUT	2	
6	02142-05167	·SCREW	2	
7	01550-06167	·BOLT	2	
8	61431-96J10-0EP	·HANDLE, TILT UP (BLACK)	1	
9	61432-96J10	·LOUVER, TILT UP HANDLE	1	
10	61438-96J10	·SEAL, TILT UP HANDLE NO.1	1	
11	61439-96J10	·SEAL, TILT UP HANDLE NO.2	1	
12	01550-06167	·BOLT	5	
13	03542-05169	·SCREW	8	
14	61475-96J10	·GUIDE, AIR VENT	1	
15	61476-96J10	·SEAL, AIR VENT	1	
16	01550-06167	·BOLT	2	
17	09329-10022	·CUSHION	3	
18	01550-06127	·BOLT	3	
19	61621-93J00	·BRACKET, FASTENER	3	
20	01547-06167	·BOLT	6	
21-1	61443-96J22	·STRIPE, ENGINE COVER STBD	1	
21-2	61453-96J22	·STRIPE, ENGINE COVER PORT	1	
22	61422-96J42	·MARK, EMBLEM FRONT (150)	1	
23	61435-96J22	·MARK, EMBLEM REAR (150)	1	
24	61446-87L11	·DECAL, EFI	1	
25	68111-96J00	·EMBLEM (S)	1	
26	61458-99E31	LABEL, ENGINE COVER	1	
27	09800-81840	TOOL SET	1	

FIG.157

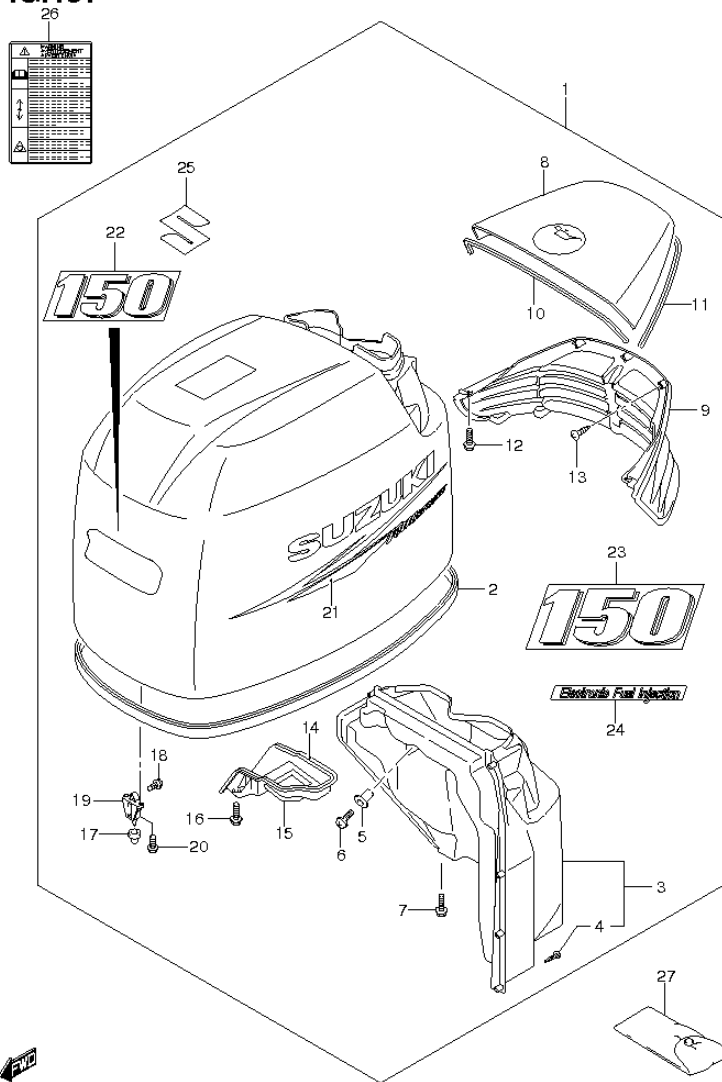


FIG.157 (2-G-4) ENGINE COVER (DF150Z E1)

REF. NO.	PART NO.	DESCRIPTION	Q'TY	REMARKS
1	61410-96853-0EP	COVER SET, ENGINE (BLACK)	1	
2	61112-96J00	·SEAL, ENGINE COVER	1	
3	61430-96J10	·GUIDE ASSY, AIR INTK INNER	1	
4	03542-05169	··SCREW	8	
5	09159-05019	·NUT	2	
6	02142-05167	·SCREW	2	
7	01550-06167	·BOLT	2	
8	61431-96J10-0EP	·HANDLE, TILT UP (BLACK)	1	
9	61432-96J10	·LOUVER, TILT UP HANDLE	1	
10	61438-96J10	·SEAL, TILT UP HANDLE NO.1	1	
11	61439-96J10	·SEAL, TILT UP HANDLE NO.2	1	
12	01550-06167	·BOLT	5	
13	03542-05169	·SCREW	8	
14	61475-96J10	·GUIDE, AIR VENT	1	
15	61476-96J10	·SEAL, AIR VENT	1	
16	01550-06167	·BOLT	2	
17	09329-10022	·CUSHION	3	
18	01550-06127	·BOLT	3	
19	61621-93J00	·BRACKET, FASTENER	3	
20	01547-06167	·BOLT	6	
21-1	61443-96J22	·STRIPE, ENGINE COVER STBD	1	
21-2	61453-96J22	·STRIPE, ENGINE COVER PORT	1	
22	61422-96J42	·MARK, EMBLEM FRONT (150)	1	
23	61435-96J22	·MARK, EMBLEM REAR (150)	1	
24	61446-87L11	·DECAL, EFI	1	
25	68111-96J00	·EMBLEM (S)	1	
26	61458-99E40	LABEL, ENGINE COVER	1	
27	09800-81840	TOOL SET	1	

FIG.158

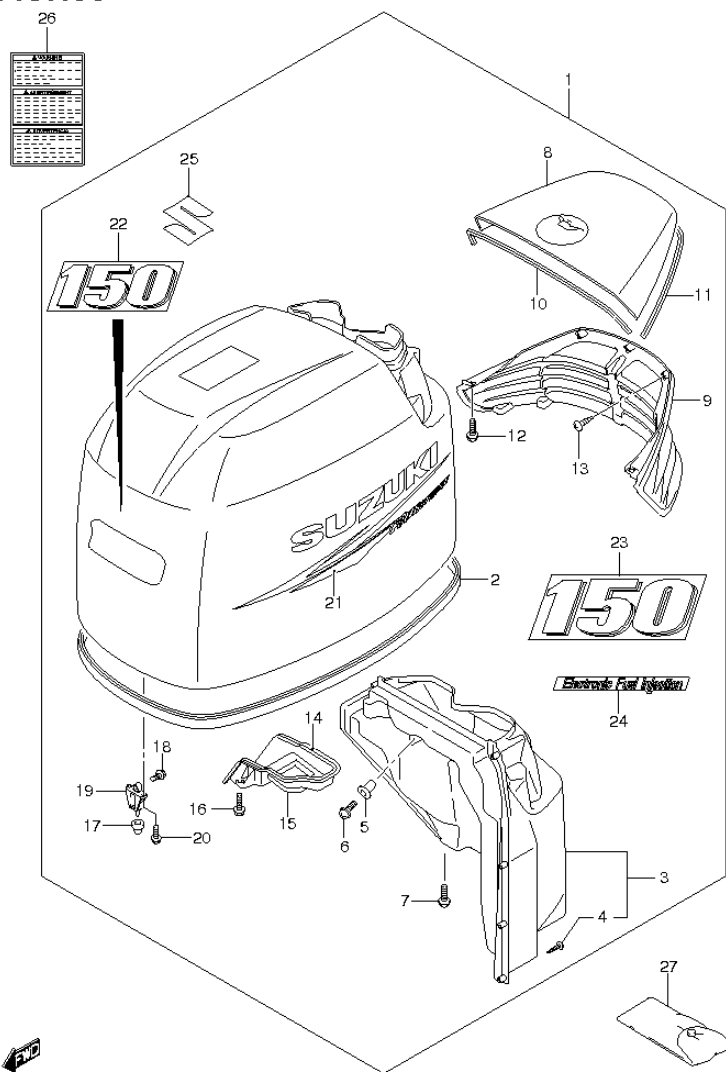


FIG.158 (2-G-5) ENGINE COVER (DF150Z F40)

REF NO.	PART NO.	DESCRIPTION	QTY	REMARKS
1	61410-96853-0EP	COVER SET, ENGINE (BLACK)	1	
2	61112-96J00	SEAL, ENGINE COVER	1	
3	61430-96J10	GUIDE ASSY, AIR INTK INNER	1	
4	03542-05169	SCREW	8	
5	09159-05019	NUT	2	
6	02142-05167	SCREW	2	
7	01550-06167	BOLT	2	
8	61431-96J10-0EP	HANDLE, TILT UP (BLACK)	1	
9	61432-96J10	LOUVER, TILT UP HANDLE	1	
10	61438-96J10	SEAL, TILT UP HANDLE NO.1	1	
11	61439-96J10	SEAL, TILT UP HANDLE NO.2	1	
12	01550-06167	BOLT	5	
13	03542-05169	SCREW	8	
14	61475-96J10	GUIDE, AIR VENT	1	
15	61476-96J10	SEAL, AIR VENT	1	
16	01550-06167	BOLT	2	
17	09329-10022	CUSHION	3	
18	01550-06127	BOLT	3	
19	61621-93J00	BRACKET, FASTENER	3	
20	01547-06167	BOLT	6	
21-1	61443-96J22	STRIPE, ENGINE COVER STBD	1	
21-2	61453-96J22	STRIPE, ENGINE COVER PORT	1	
22	61422-96J42	MARK, EMBLEM FRONT (150)	1	
23	61435-96J22	MARK, EMBLEM REAR (150)	1	
24	61446-87L11	DECAL, EFI	1	
25	68111-96J00	EMBLEM (S)	1	
26	61458-99E31	LABEL, ENGINE COVER	1	
27	09800-81840	TOOL SET	1	

FIG.159

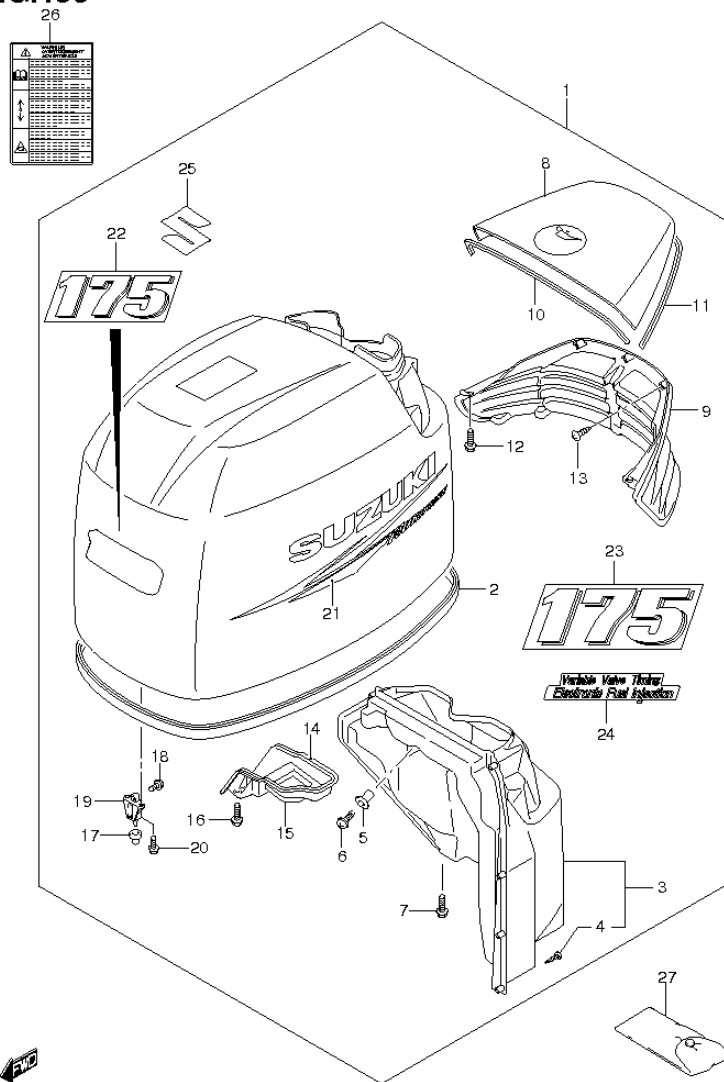


FIG.159 (2-G-6) ENGINE COVER (DF175T E1)

REF NO.	PART NO.	DESCRIPTION	Q'TY	REMARKS
1	61410-96863-0EP	COVER SET, ENGINE (BLACK)	1	
2	61112-96J00	·SEAL, ENGINE COVER	1	
3	61430-96J10	·GUIDE ASSY, AIR INTK INNER	1	
4	03542-05169	··SCREW	8	
5	09159-05019	·NUT	2	
6	02142-05167	·SCREW	2	
7	01550-06167	·BOLT	2	
8	61431-96J10-0EP	·HANDLE, TILT UP (BLACK)	1	
9	61432-96J10	·LOUVER, TILT UP HANDLE	1	
10	61438-96J10	·SEAL, TILT UP HANDLE NO.1	1	
11	61439-96J10	·SEAL, TILT UP HANDLE NO.2	1	
12	01550-06167	·BOLT	5	
13	03542-05169	·SCREW	8	
14	61475-96J10	·GUIDE, AIR VENT	1	
15	61476-96J10	·SEAL, AIR VENT	1	
16	01550-06167	·BOLT	2	
17	09329-10022	·CUSHION	3	
18	01550-06127	·BOLT	3	
19	61621-93J00	·BRACKET, FASTENER	3	
20	01547-06167	·BOLT	6	
21-1	61443-96J22	·STRIPE, ENGINE COVER STBD	1	
21-2	61453-96J22	·STRIPE, ENGINE COVER PORT	1	
22	61422-96J52	·MARK, EMBLEM FRONT (175)	1	
23	61435-96J32	·MARK, EMBLEM REAR (175)	1	
24	61446-93J32	·DECAL, EFI & VVT	1	
25	68111-96J00	·EMBLEM (S)	1	
26	61458-99E40	LABEL, ENGINE COVER	1	
27	09800-81840	TOOL SET	1	



**FIG. 160 (2-G-7) ENGINE COVER (DF175T E40)**

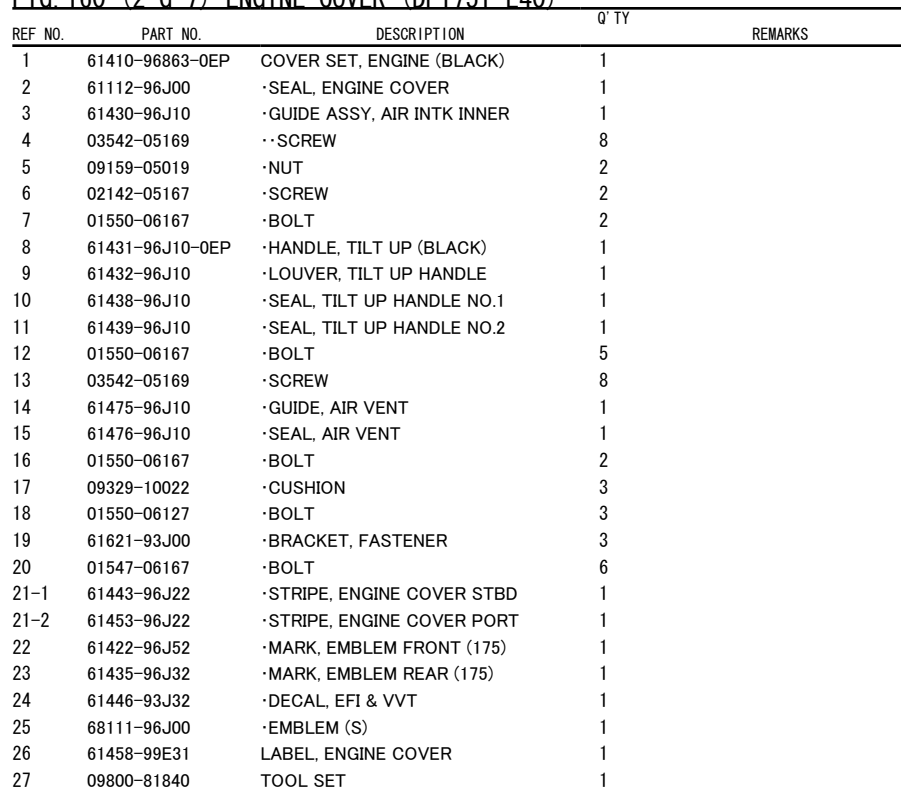


FIG.161

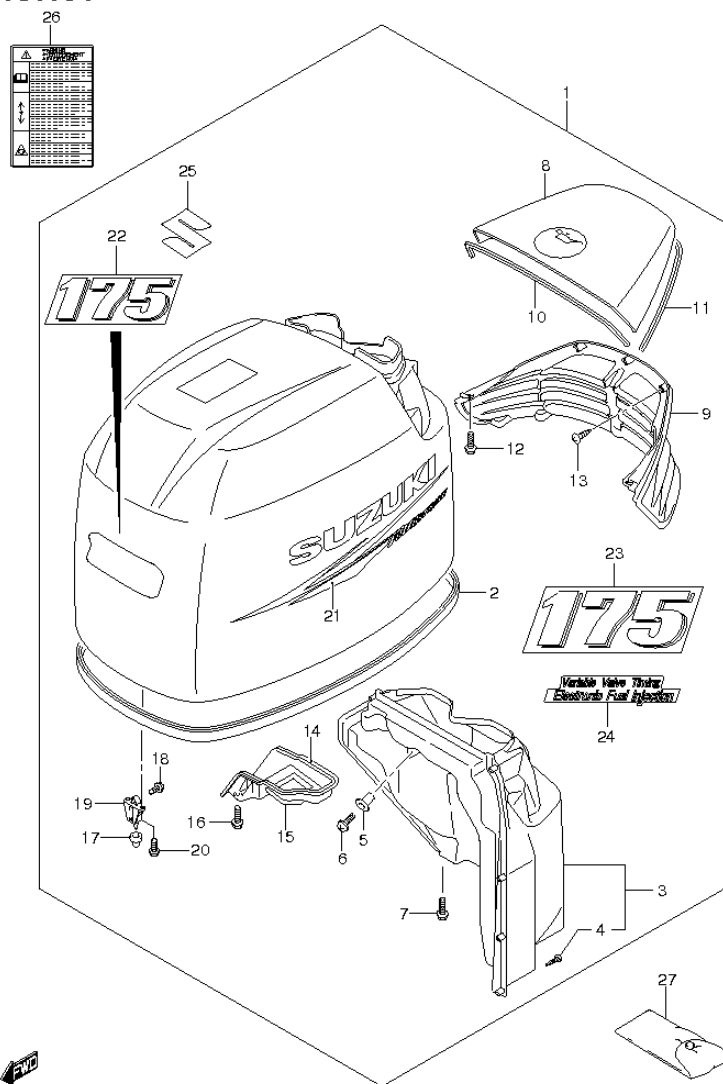


FIG.161 (2-G-8) ENGINE COVER (DF175Z E1)

REF. NO.	PART NO.	DESCRIPTION	Q' TY	REMARKS
1	61410-96863-0EP	COVER SET, ENGINE (BLACK)	1	
2	61112-96J00	·SEAL, ENGINE COVER	1	
3	61430-96J10	·GUIDE ASSY, AIR INTK INNER	1	
4	03542-05169	··SCREW	8	
5	09159-05019	·NUT	2	
6	02142-05167	·SCREW	2	
7	01550-06167	·BOLT	2	
8	61431-96J10-0EP	·HANDLE, TILT UP (BLACK)	1	
9	61432-96J10	·LOUVER, TILT UP HANDLE	1	
10	61438-96J10	·SEAL, TILT UP HANDLE NO.1	1	
11	61439-96J10	·SEAL, TILT UP HANDLE NO.2	1	
12	01550-06167	·BOLT	5	
13	03542-05169	·SCREW	8	
14	61475-96J10	·GUIDE, AIR VENT	1	
15	61476-96J10	·SEAL, AIR VENT	1	
16	01550-06167	·BOLT	2	
17	09329-10022	·CUSHION	3	
18	01550-06127	·BOLT	3	
19	61621-93J00	·BRACKET, FASTENER	3	
20	01547-06167	·BOLT	6	
21-1	61443-96J22	·STRIPE, ENGINE COVER STBD	1	
21-2	61453-96J22	·STRIPE, ENGINE COVER PORT	1	
22	61422-96J52	·MARK, EMBLEM FRONT (175)	1	
23	61435-96J32	·MARK, EMBLEM REAR (175)	1	
24	61446-93J32	·DECAL, EFI & VVT	1	
25	68111-96J00	·EMBLEM (S)	1	
26	61458-99E40	LABEL, ENGINE COVER	1	
27	09800-81840	TOOL SET	1	

FIG.162

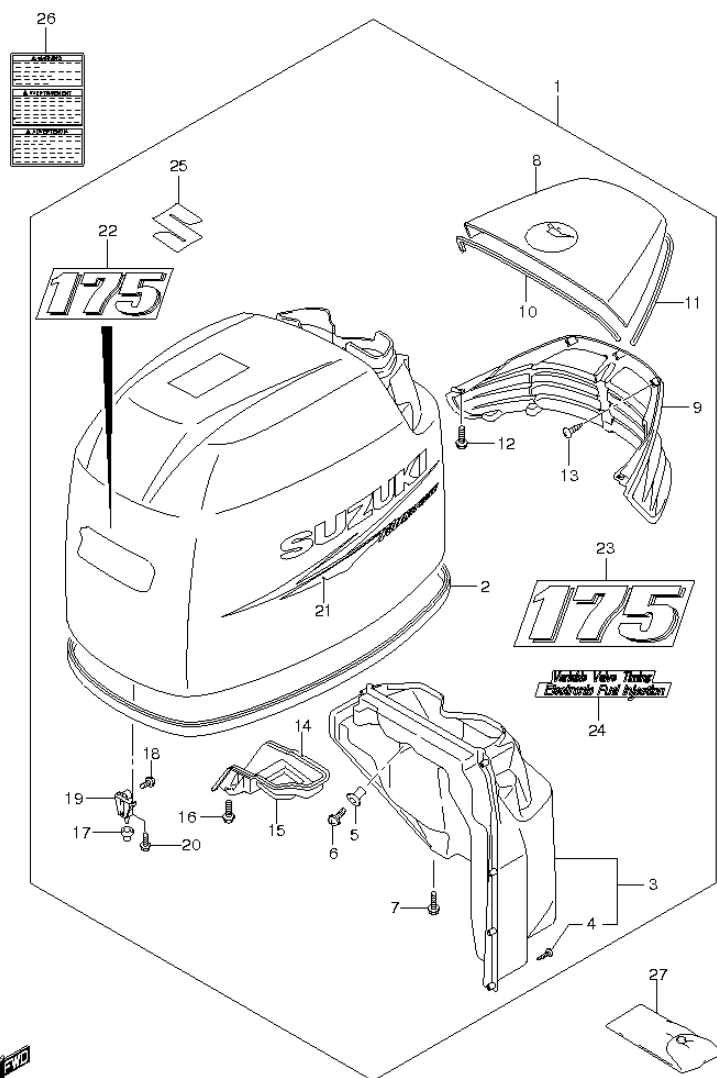


FIG.162 (2-G-9) ENGINE COVER (DF175Z E40)

REF. NO.	PART NO.	DESCRIPTION	Q'TY	REMARKS
1	61410-96863-0EP	COVER SET, ENGINE (BLACK)	1	
2	61112-96J00	·SEAL, ENGINE COVER	1	
3	61430-96J10	·GUIDE ASSY, AIR INTK INNER	1	
4	03542-05169	··SCREW	8	
5	09159-05019	·NUT	2	
6	02142-05167	·SCREW	2	
7	01550-06167	·BOLT	2	
8	61431-96J10-0EP	·HANDLE, TILT UP (BLACK)	1	
9	61432-96J10	·LOUVER, TILT UP HANDLE	1	
10	61438-96J10	·SEAL, TILT UP HANDLE NO.1	1	
11	61439-96J10	·SEAL, TILT UP HANDLE NO.2	1	
12	01550-06167	·BOLT	5	
13	03542-05169	·SCREW	8	
14	61475-96J10	·GUIDE, AIR VENT	1	
15	61476-96J10	·SEAL, AIR VENT	1	
16	01550-06167	·BOLT	2	
17	09329-10022	·CUSHION	3	
18	01550-06127	·BOLT	3	
19	61621-93J00	·BRACKET, FASTENER	3	
20	01547-06167	·BOLT	6	
21-1	61443-96J22	·STRIPE, ENGINE COVER STBD	1	
21-2	61453-96J22	·STRIPE, ENGINE COVER PORT	1	
22	61422-96J52	·MARK, EMBLEM FRONT (175)	1	
23	61435-96J32	·MARK, EMBLEM REAR (175)	1	
24	61446-93J32	·DECAL, EFI & VVT	1	
25	68111-96J00	·EMBLEM (S)	1	
26	61458-99E31	LABEL, ENGINE COVER	1	
27	09800-81840	TOOL SET	1	

FIG.163

FIG.163 (2-G-10) FUEL HOSE (DF150T E40)

REF NO.	PART NO.	DESCRIPTION	Q' TY	REMARKS
1	09251-09002	CAP	1	
2	09367-10001	JOINT	1	
3	09401-13423	CLIP	2	
4	65700-93J00	HOSE, FUEL (TANK TO CONN)	1	
5	65770-87D00	PUMP, SQUEEZE	1	->65770-93J10

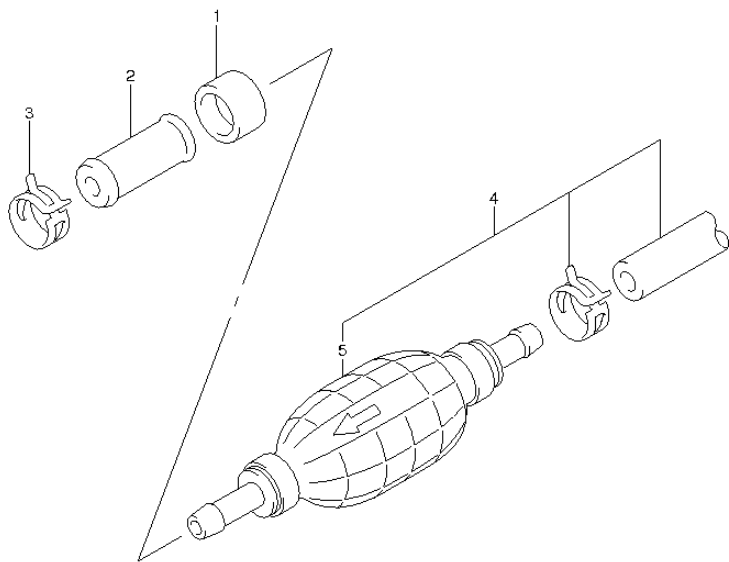


FIG.164

FIG.164 (2-G-11) FUEL HOSE (DF150Z E1)

REF NO.	PART NO.	DESCRIPTION	Q' TY	REMARKS
1	09251-09002	CAP	1	
2	09367-10001	JOINT	1	
3	09401-13423	CLIP	2	
4	65700-93J00	HOSE, FUEL (TANK TO CONN)	1	
5	65770-87D00	·PUMP, SQUEEZE	1	->65770-93J10

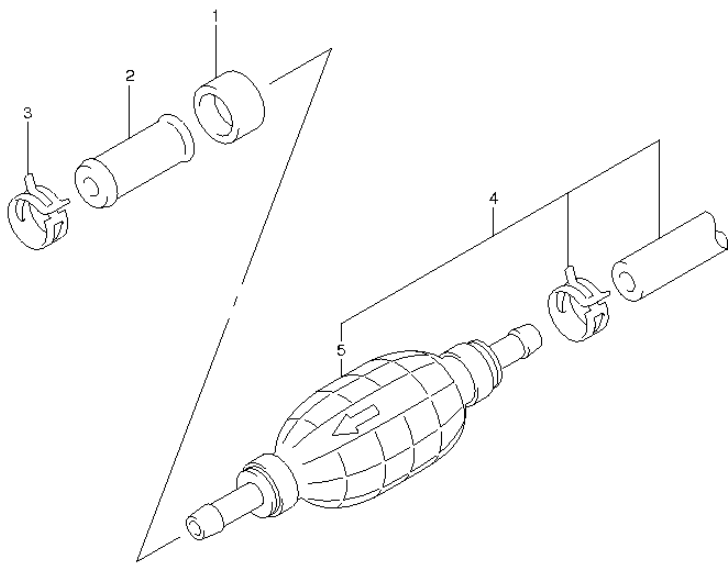


FIG.165

FIG.165 (2-G-12) FUEL HOSE (DF150Z E40)

REF NO.	PART NO.	DESCRIPTION	Q' TY	REMARKS
1	09251-09002	CAP	1	
2	09367-10001	JOINT	1	
3	09401-13423	CLIP	2	
4	65700-93J00	HOSE, FUEL (TANK TO CONN)	1	
5	65770-87D00	·PUMP, SQUEEZE	1	->65770-93J10

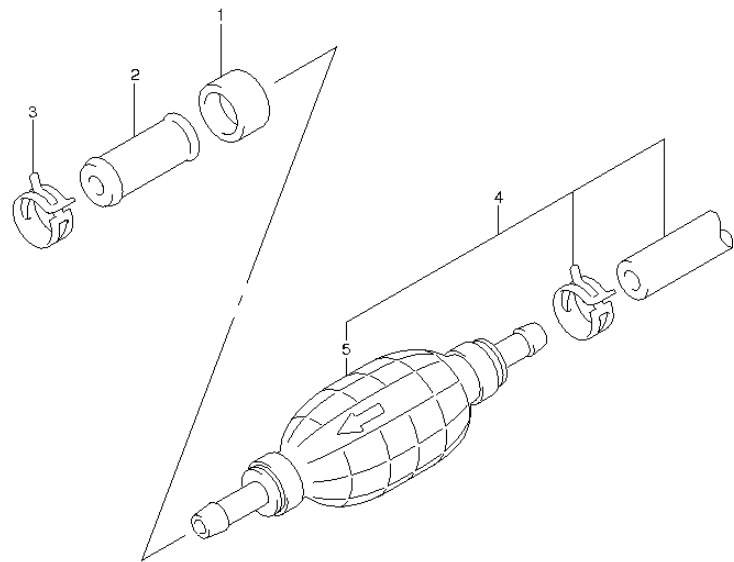


FIG.166

FIG.166 (2-G-13) FUEL HOSE (DF175T E1)

REF NO.	PART NO.	DESCRIPTION	Q' TY	REMARKS
1	09251-09002	CAP	1	
2	09367-10001	JOINT	1	
3	09401-13423	CLIP	2	
4	65700-93J00	HOSE, FUEL (TANK TO CONN)	1	
5	65770-87D00	·PUMP, SQUEEZE	1	->65770-93J10

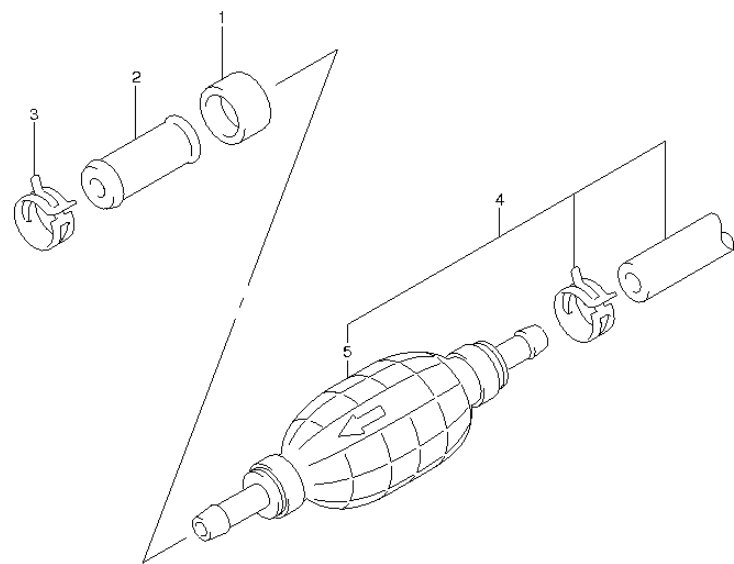


FIG.167

FIG.167 (2-G-14) FUEL HOSE (DF175T E40)

REF NO.	PART NO.	DESCRIPTION	Q' TY	REMARKS
1	09251-09002	CAP	1	
2	09367-10001	JOINT	1	
3	09401-13423	CLIP	2	
4	65700-93J00	HOSE, FUEL (TANK TO CONN)	1	
5	65770-87D00	PUMP, SQUEEZE	1	->65770-93J10

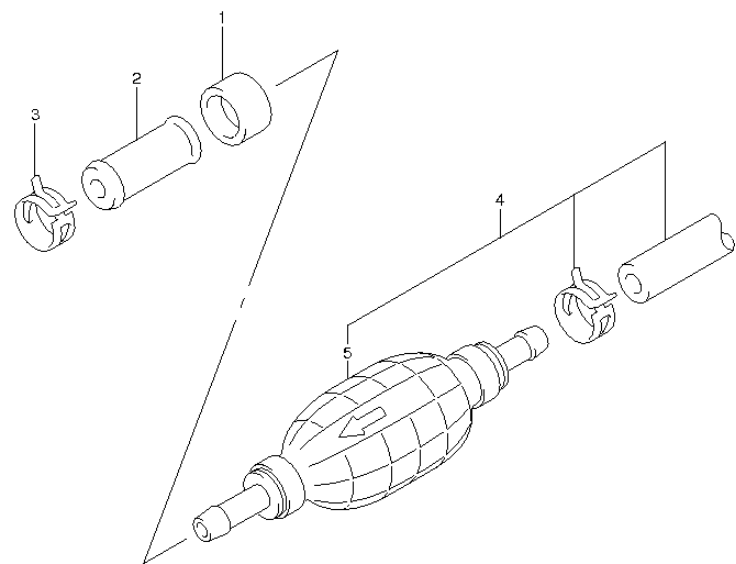




FIG.168

FIG.168 (2-G-15) FUEL HOSE (DF175Z E1)

REF NO.	PART NO.	DESCRIPTION	Q' TY	REMARKS
1	09251-09002	CAP	1	
2	09367-10001	JOINT	1	
3	09401-13423	CLIP	2	
4	65700-93J00	HOSE, FUEL (TANK TO CONN)	1	
5	65770-87D00	·PUMP, SQUEEZE	1	->65770-93J10

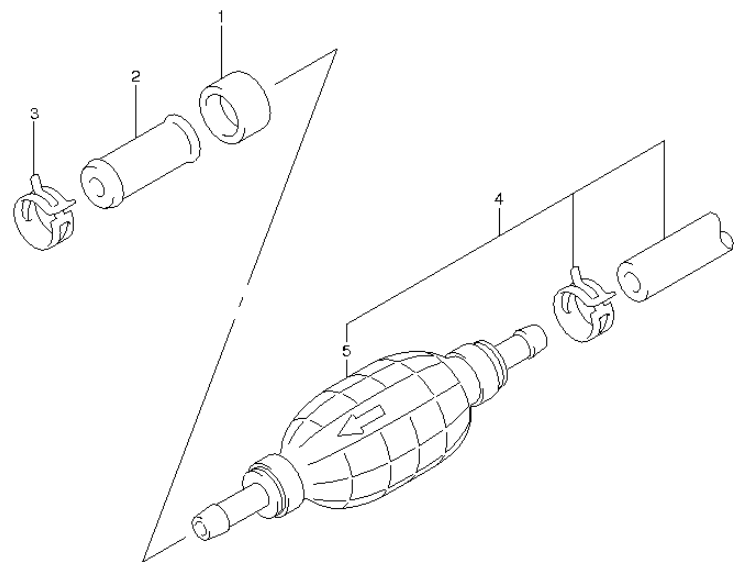


FIG.169

FIG.169 (2-H-2) FUEL HOSE (DF175Z E1)

REF NO.	PART NO.	DESCRIPTION	Q' TY	REMARKS
1	09251-09002	CAP	1	
2	09367-10001	JOINT	1	
3	09401-13423	CLIP	2	
4	65700-93J00	HOSE, FUEL (TANK TO CONN)	1	
5	65770-87D00	PUMP, SQUEEZE	1	->65770-93J10

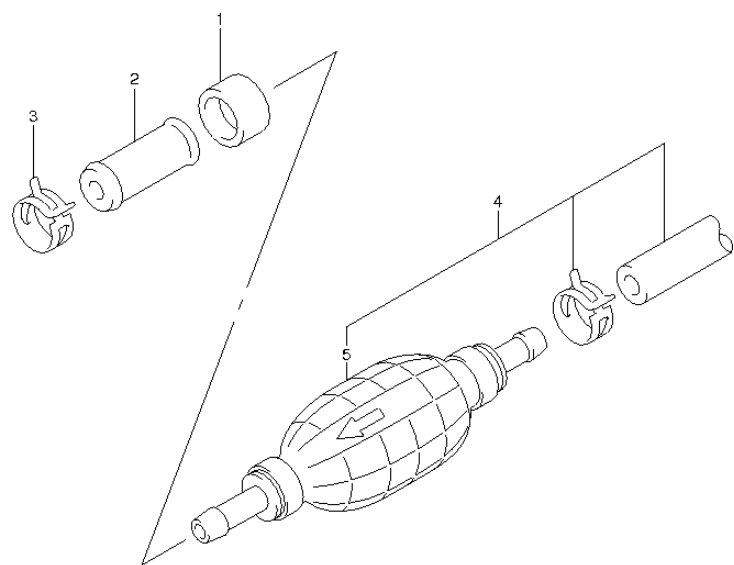


FIG.170

FIG.170 (2-H-3) FUEL HOSE (DF175Z E40)

REF NO.	PART NO.	DESCRIPTION	Q' TY	REMARKS
1	09251-09002	CAP	1	
2	09367-10001	JOINT	1	
3	09401-13423	CLIP	2	
4	65700-93J00	HOSE, FUEL (TANK TO CONN)	1	
5	65770-87D00	·PUMP, SQUEEZE	1	->65770-93J10

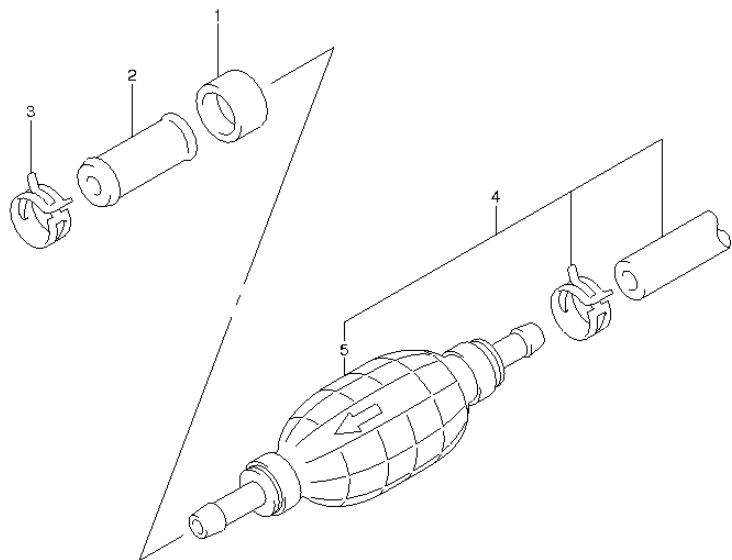


FIG.171

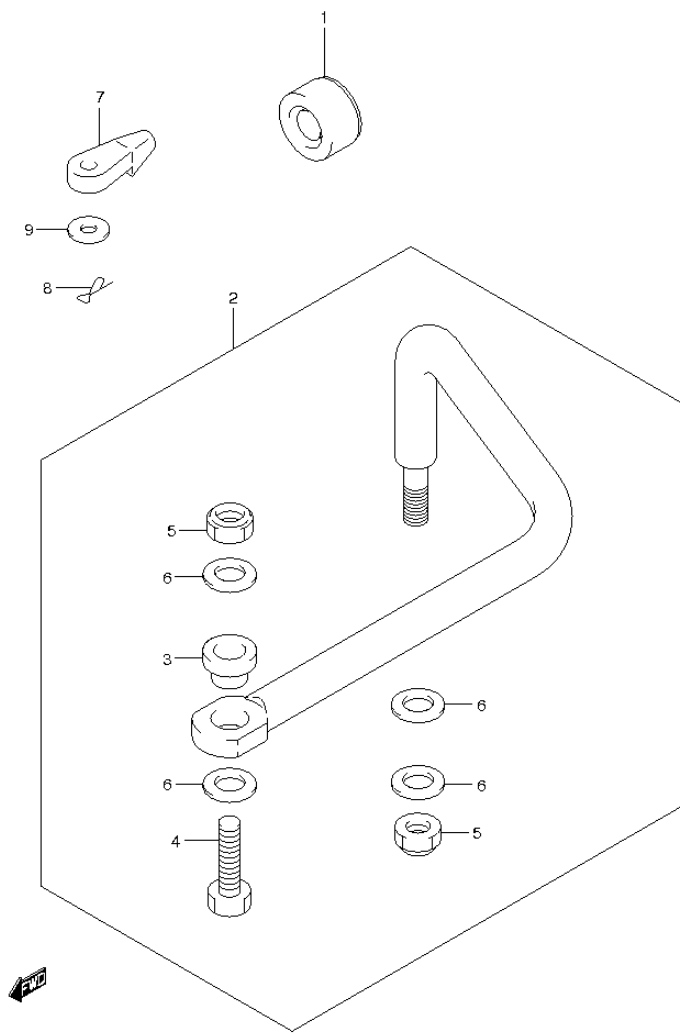


FIG.171 (2-H-4) DRAG LINK

REF. NO.	PART NO.	DESCRIPTION	Q'TY	REMARKS
1	41161-94400	SEAL, STEERING CABLE	1	
2	67701-96J00	LINK ASSY, DRAG	1	
3	67721-96J00	·SPACER	1	
4	67725-96J00	·BOLT, DRAG LINK	1	
5	67726-99E00	·NUT	2	
6	67728-99E00	·WASHER	4	
7	67467-89J01	CONNECTOR, REMOCON CABLE	2	
8	09385-06012	CLIP	2	
9	09160-06055	WASHER (7X12X1)	2	
10	67700-96J00	LINK SET, DRAG (7X12X1.0)	1	OPT NOT ILLUSTRATED

FIG.172

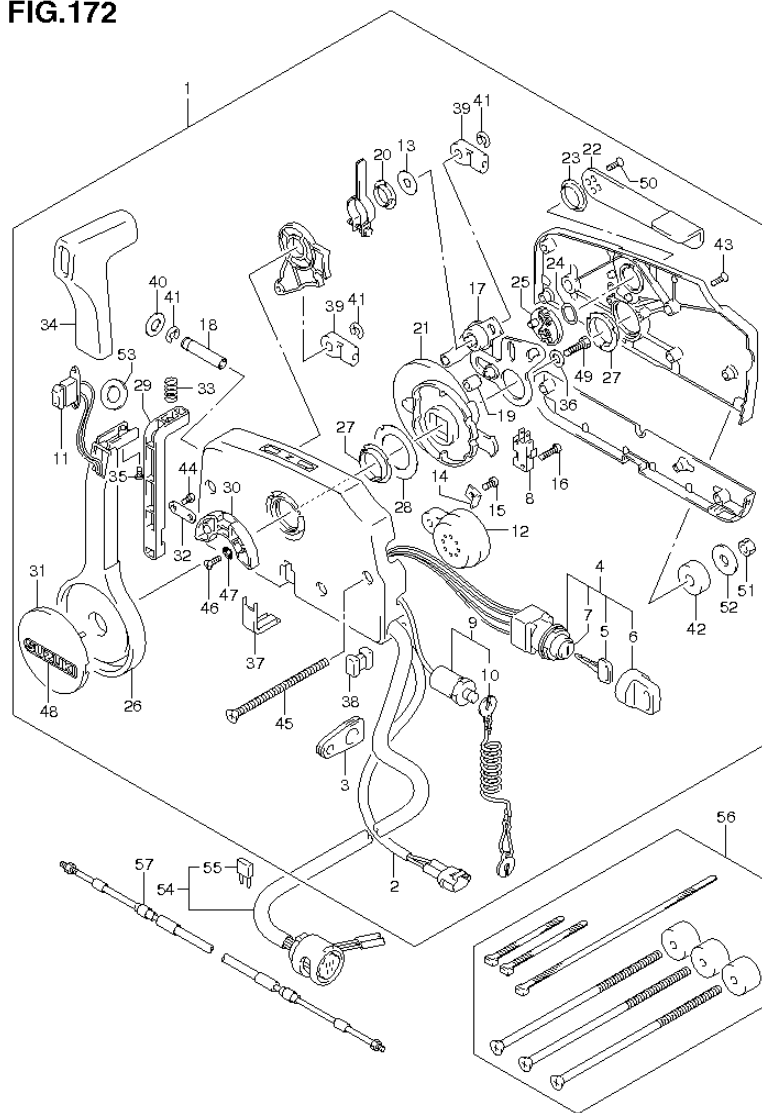


FIG.172 (2-H-5) OPT:REMOTE CONTROL

REF NO.	PART NO.	DESCRIPTION	Q'TY	REMARKS
1	67200-93J03	REMOTE CONTROL ASSY	1	
2	36646-93J00	·WIRE ASSY, PTT SW ADAPTER	1	
3	36628-92E00	·GROMMET, WIRE HARNESS	1	
4	37110-93J00	·SWITCH ASSY, IGNITION	1	
5-1	37141-99E00	··KEY (931)	2	
5-2	37141-99E10	··KEY (932)	2	
5-3	37141-99E20	··KEY (933)	2	
5-4	37141-99E30	··KEY (934)	2	
5-5	37141-99E40	··KEY (935)	2	
5-6	37141-99E50	··KEY (936)	2	
5-7	37141-99E60	··KEY (937)	2	
5-8	37141-99E70	··KEY (938)	2	
5-9	37141-99E80	··KEY (939)	2	
5-10	37141-99E90	··KEY (940)	2	
5-11	37141-99EA0	··KEY (941)	2	
5-12	37141-99EB0	··KEY (942)	2	
6	37143-99E00	··CAP, KEY	2	
7	37149-93J00	··CAP, CYLINDER BODY	1	
8	37721-93J90	·SWITCH, NEUTRAL	1	
9	37820-93J03	·SWITCH ASSY, EMERGENCY	1	
10	37823-92E01	··PLATE	1	
11	37850-90J05	·SWITCH ASSY, PTT	1	
12	38500-93J90	·BUZZER	1	
13	67212-95600	·WASHER	1	
14	67213-92E00	·BRACKET, BUZZER	1	
15	09125-05042	·SCREW (5X10)	1	
16	67296-92E10	·SCREW, NEUTRAL SW	2	
17	67220-95630	·PLATE ASSY	1	
18	67223-99E10	·KNOB, BRAKE ADJ	1	
19	67229-95600	·ROLLER	1	
20	67232-95600	·BUSH	1	
21	67238-87D00	·GEAR, DRIVE	1	
22	67241-99E10	·LEVER, FREE THROTTLE	1	
23	67243-95600	·BUSH	1	

FIG.172

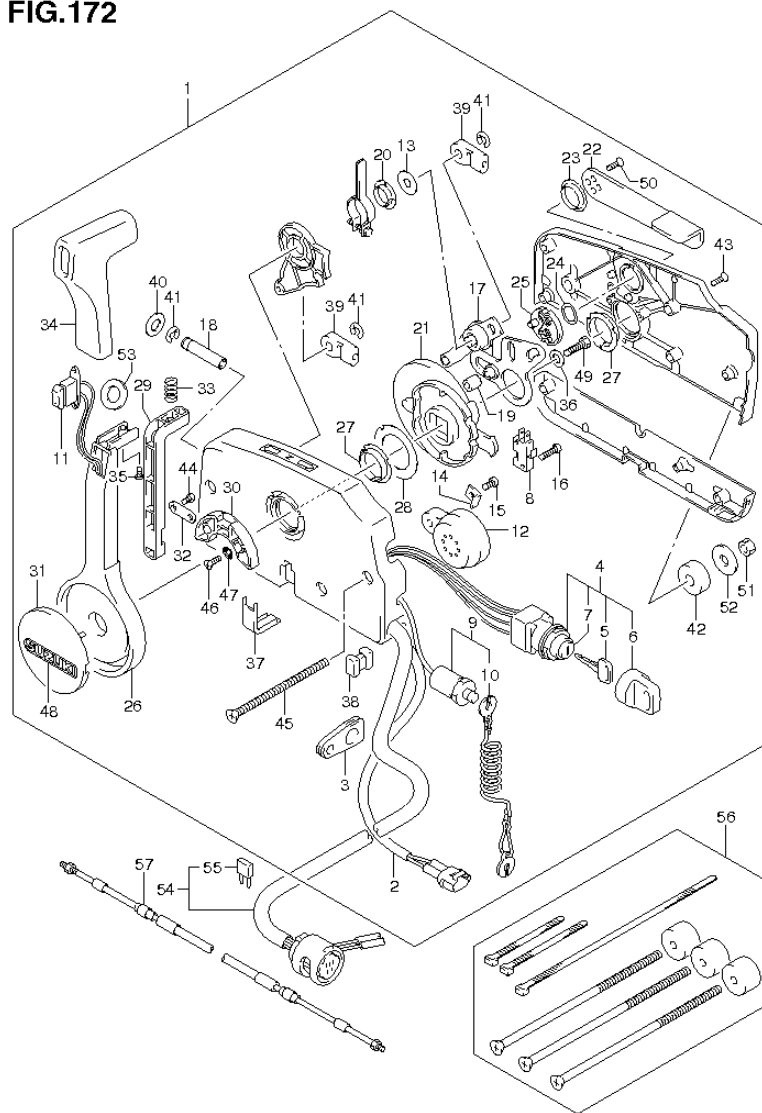


FIG.172 (2-H-6) OPT:REMOTE CONTROL

REF NO.	PART NO.	DESCRIPTION	Q'TY	REMARKS
24	67244-95600	·WASHER, WAVE	1	
25	67245-95600	·DRUM, FREE THROTTLE	1	
26	67251-99E10	·LEVER, HANDLE	1	
27	67252-95600	·BUSH	1	
28	67253-95600	·WASHER	1	
29	67255-99E00	·ARM, LOCK	1	
30	67256-95600	·HOLDER, NEUT LOCK	1	
31	67257-99E00	·CAP, LEVER	1	
32	67258-99E00	·BRACKET, LOCK ARM	1	
33	67259-87D00	·SPRING, NEUTRAL ARM	1	
34	67261-99E00	·GRIP	1	
35	67296-94310	·SCREW	1	
36	67264-95600	·WASHER	1	
37-1	67267-95610	·COVER, WIRE	1	FOR 67200-93J03
37-2	67267-93J00	·COVER, WIRE	1	FOR 67200-93J06
38	67273-95600	·SPACER	1	
39	67275-95600	·END, CABLE	2	
40	67288-92E00	·WASHER, BRAKE ADJ KNOB	1	
41	67292-94300	·E RING	3	
42	67294-95600	·SPACER	3	
43	67296-90J00	·SCREW	5	
44	67296-94300	·SCREW	2	
45	67296-95600	·SCREW	3	
46	67296-95610	·SCREW	2	
47	67297-95600	·WASHER	2	
48	68165-16B00-13L	·EMBLEM (SILVER)	1	
49	09100-08232	·BOLT (8X30)	1	
50	09126-05003	·SCREW (5X12)	2	
51	09140-06020	·NUT	3	
52	09160-06104	·WASHER (6.5X24X2)	3	
53	37859-90J00	·SPACER	1	
54-1	36620-93J02	WIRE ASSY, REMOTE CONTROL	1	L:5000
54-2	36620-93J52	WIRE ASSY, REMOTE CONTROL	1	L:3500
54-3	36620-93J62	WIRE ASSY, REMOTE CONTROL	1	L:6500
55	09481-10501	·FUSE (10A)	1	

FIG.172

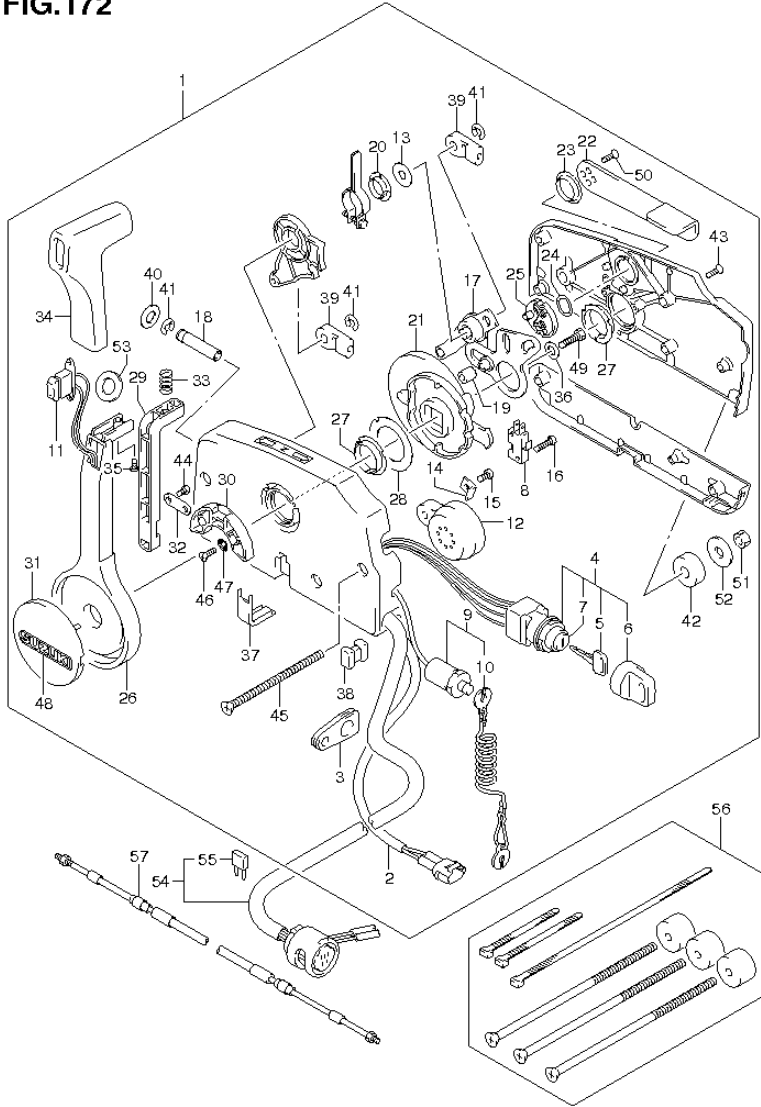


FIG.172 (2-H-7) OPT:REMOTE CONTROL

REF NO.	PART NO.	DESCRIPTION	Q'TY	REMARKS
56	67140-95600	ATTACHMENT, TWIN REMOCON KIT	1	
57-1	67320-93J00	CABLE, REMOCON 8F (2.4M)	1	
57-2	67320-93J10	CABLE, REMOCON 10F (3.1M)	1	
57-3	67320-93J20	CABLE, REMOCON 12F (3.7M)	1	
57-4	67320-93J30	CABLE, REMOCON 14F (4.2M)	1	
57-5	67320-93J40	CABLE, REMOCON 16F (4.8M)	1	
57-6	67320-93J50	CABLE, REMOCON 18F (5.4M)	1	
57-7	67320-93J60	CABLE, REMOCON 20F (6.0M)	1	
57-8	67320-93J70	CABLE, REMOCON 22F (6.7M)	1	
57-9	67320-93J80	CABLE, REMOCON 24F (7.3M)	1	

FIG.173

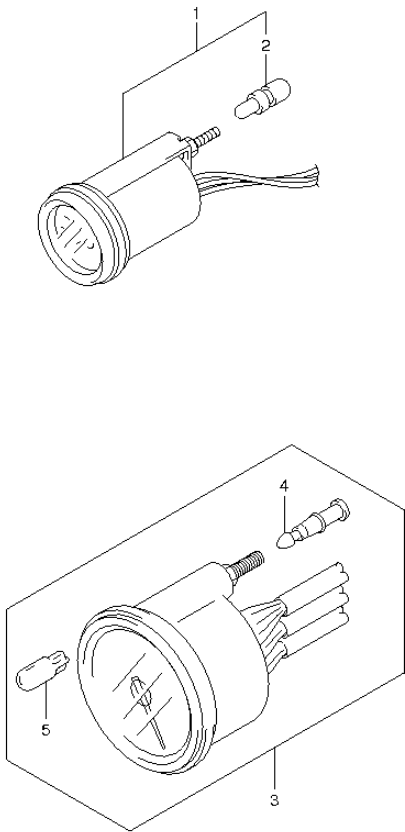


FIG.173 (2-H-8) METER (DF150T E1)

REF NO.	PART NO.	DESCRIPTION	Q' TY	REMARKS
1-1	34800-93J00	METER ASSY, TRIM	1	BLACK
1-2	34800-93J11	METER ASSY, TRIM	1	WHITE
2	09471-12103	·BULB (12V3.4W,T6.5)	1	
3-1	34200-93J00	TACHOMETER ASSY, WITH MONITOR	1	BLACK
3-2	34200-93J11	TACHOMETER ASSY, WITH MONITOR	1	WHITE
4	36615-96300	·TERMINAL, RESIN	4	
5	09471-12077	·BULB (12V1.7W,T10)	1	



FIG.174

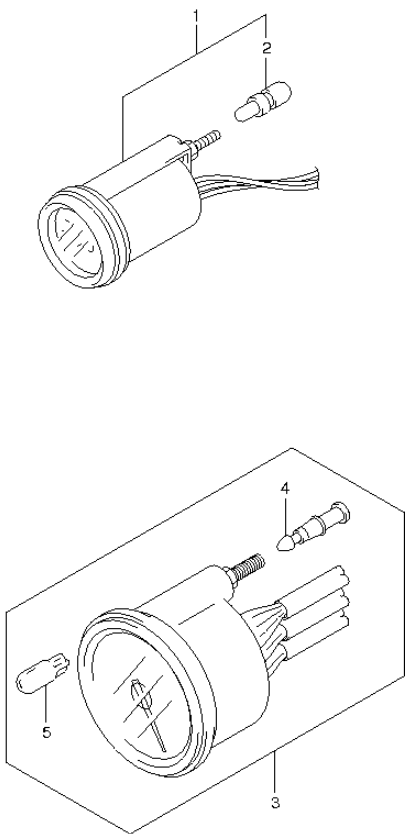


FIG. 174 (2-H-9) METER (DF150T E40)

REF. NO.	PART NO.	DESCRIPTION	Q' TY		REMARKS
1-1	34800-93J00	METER ASSY, TRIM	1	BLACK	
1-2	34800-93J11	METER ASSY, TRIM	1	WHITE	
2	09471-12103	·BULB (12V3.4W,T6.5)	1		
3-1	34200-93J00	TACHOMETER ASSY, WITH MONITOR	1	BLACK	
3-2	34200-93J11	TACHOMETER ASSY, WITH MONITOR	1	WHITE	
4	36615-96300	·TERMINAL, RESIN	4		
5	09471-12077	·BULB (12V1.7W,T10)	1		

FIG.175

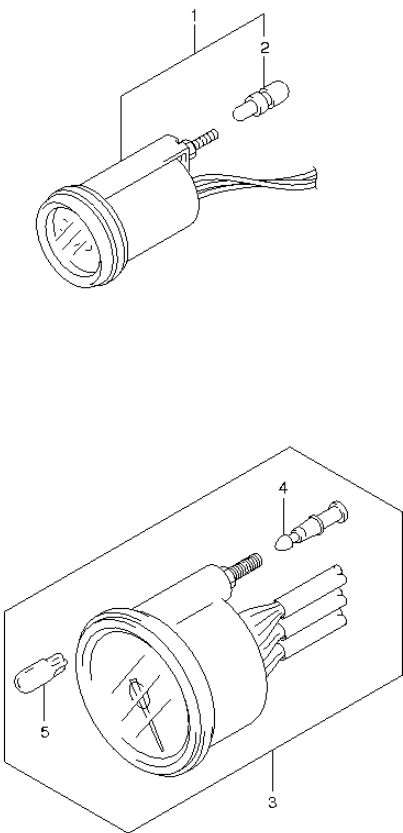


FIG.175 (2-H-10) METER (DF150Z E1)

REF NO.	PART NO.	DESCRIPTION	Q' TY	REMARKS
1-1	34800-93J00	METER ASSY, TRIM	1	BLACK
1-2	34800-93J11	METER ASSY, TRIM	1	WHITE
2	09471-12103	·BULB (12V3.4W,T6.5)	1	
3-1	34200-93J00	TACHOMETER ASSY, WITH MONITOR	1	BLACK
3-2	34200-93J11	TACHOMETER ASSY, WITH MONITOR	1	WHITE
4	36615-96300	·TERMINAL, RESIN	4	
5	09471-12077	·BULB (12V1.7W,T10)	1	

FIG.176

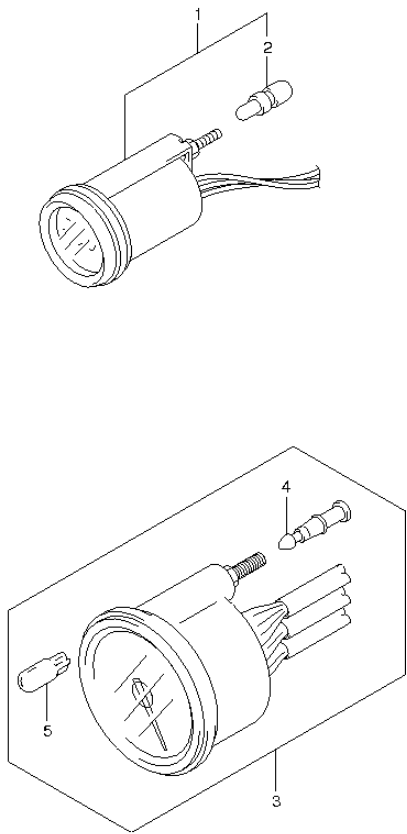


FIG.176 (2-H-11) METER (DF150Z F40)

REF NO.	PART NO.	DESCRIPTION	Q' TY	REMARKS
1-1	34800-93J00	METER ASSY, TRIM	1	BLACK
1-2	34800-93J11	METER ASSY, TRIM	1	WHITE
2	09471-12103	·BULB (12V3.4W,T6.5)	1	
3-1	34200-93J00	TACHOMETER ASSY, WITH MONITOR	1	BLACK
3-2	34200-93J11	TACHOMETER ASSY, WITH MONITOR	1	WHITE
4	36615-96300	·TERMINAL, RESIN	4	
5	09471-12077	·BULB (12V1.7W,T10)	1	

FIG.177

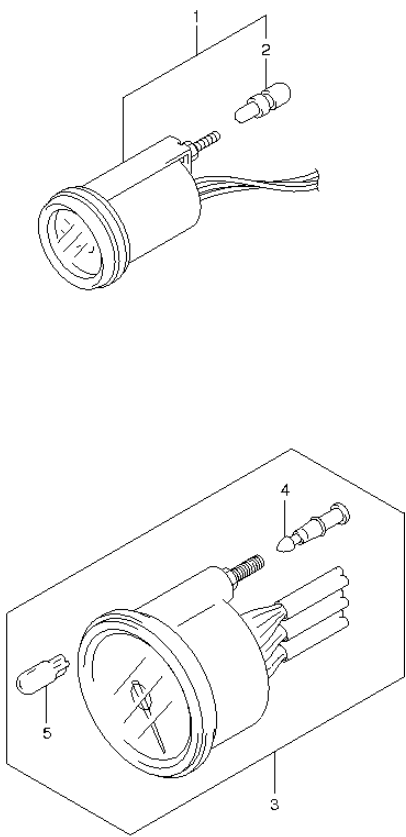


FIG.177 (2-H-12) METER (DF175T E1)

REF NO.	PART NO.	DESCRIPTION	Q' TY	REMARKS
1-1	34800-93J00	METER ASSY, TRIM	1	BLACK
1-2	34800-93J11	METER ASSY, TRIM	1	WHITE
2	09471-12103	·BULB (12V3.4W,T6.5)	1	
3-1	34200-93J00	TACHOMETER ASSY, WITH MONITOR	1	BLACK
3-2	34200-93J11	TACHOMETER ASSY, WITH MONITOR	1	WHITE
4	36615-96300	·TERMINAL, RESIN	4	
5	09471-12077	·BULB (12V1.7W,T10)	1	

FIG.178

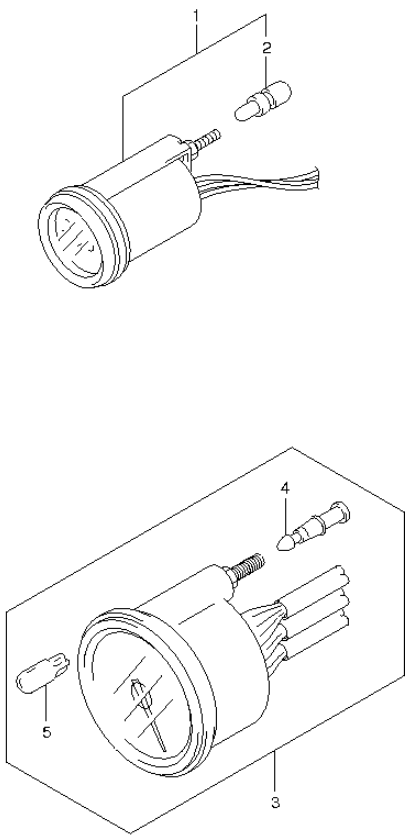


FIG.178 (2-H-13) METER (DF175T E40)

REF NO.	PART NO.	DESCRIPTION	Q' TY	REMARKS
1-1	34800-93J00	METER ASSY, TRIM	1	BLACK
1-2	34800-93J11	METER ASSY, TRIM	1	WHITE
2	09471-12103	·BULB (12V3.4W,T6.5)	1	
3-1	34200-93J00	TACHOMETER ASSY, WITH MONITOR	1	BLACK
3-2	34200-93J11	TACHOMETER ASSY, WITH MONITOR	1	WHITE
4	36615-96300	·TERMINAL, RESIN	4	
5	09471-12077	·BULB (12V1.7W,T10)	1	

FIG.179

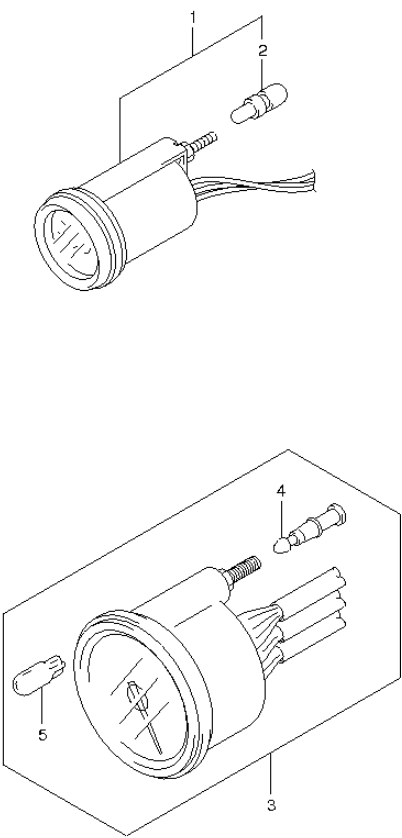


FIG.179 (2-H-14) METER (DF175Z E1)

REF NO.	PART NO.	DESCRIPTION	Q' TY	REMARKS
1-1	34800-93J00	METER ASSY, TRIM	1	BLACK
1-2	34800-93J11	METER ASSY, TRIM	1	WHITE
2	09471-12103	·BULB (12V3.4W,T6.5)	1	
3-1	34200-93J00	TACHOMETER ASSY, WITH MONITOR	1	BLACK
3-2	34200-93J11	TACHOMETER ASSY, WITH MONITOR	1	WHITE
4	36615-96300	·TERMINAL, RESIN	4	
5	09471-12077	·BULB (12V1.7W,T10)	1	

FIG.180

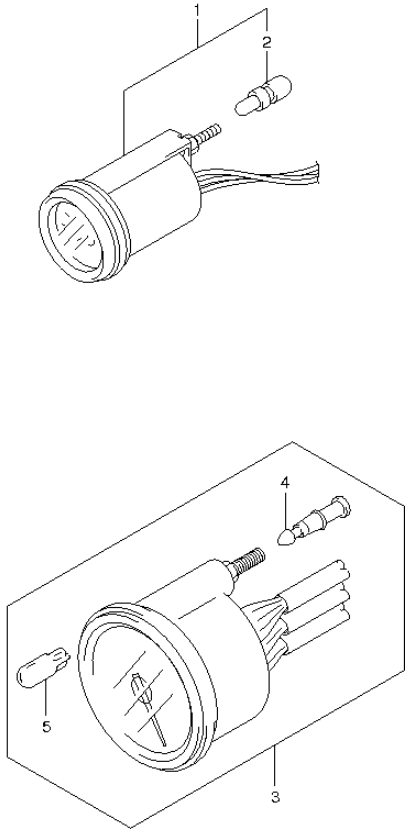


FIG.180 (2-H-15) METER (DF175Z E40)

REF NO.	PART NO.	DESCRIPTION	Q' TY	REMARKS
1-1	34800-93J00	METER ASSY, TRIM	1	BLACK
1-2	34800-93J11	METER ASSY, TRIM	1	WHITE
2	09471-12103	·BULB (12V3.4W,T6.5)	1	
3-1	34200-93J00	TACHOMETER ASSY, WITH MONITOR	1	BLACK
3-2	34200-93J11	TACHOMETER ASSY, WITH MONITOR	1	WHITE
4	36615-96300	·TERMINAL, RESIN	4	
5	09471-12077	·BULB (12V1.7W,T10)	1	

FIG.181

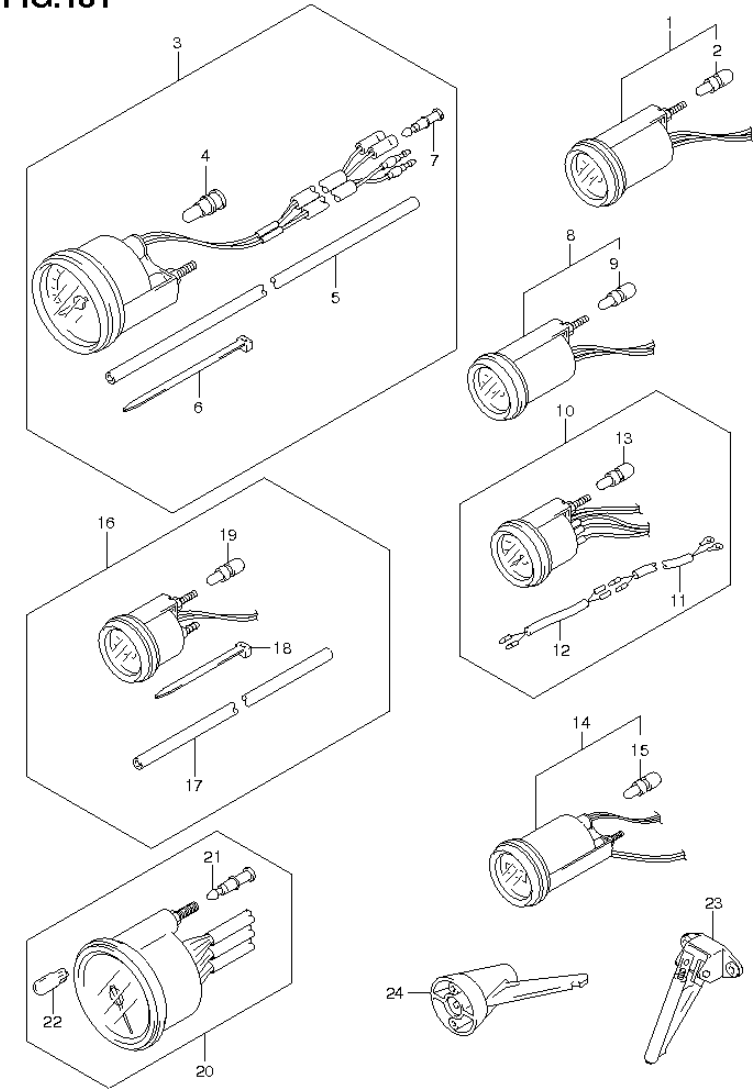


FIG.181 (2-1-2) OPT.METER (1)

REF NO.	PART NO.	DESCRIPTION	Q'TY	REMARKS
1-1	34800-93J00	METER ASSY, TRIM	1	BLACK
1-2	34800-93J11	METER ASSY, TRIM	1	WHITE
2	09471-12103	·BULB (12V3.4W,T6.5)	1	
3-1	34100-93J00	SPEEDOMETER ASSY	1	MAX 130KM/H BLACK
3-2	34100-93J11	SPEEDOMETER ASSY	1	MAX 130KM/H WHITE
3-3	34100-93J20	SPEEDOMETER ASSY	1	MAX 80KM/H BLACK
3-4	34100-93J31	SPEEDOMETER ASSY	1	MAX 80KM/H WHITE
3-5	34100-93J40	SPEEDOMETER ASSY	1	MAX 45KNOTS BLACK
3-6	34100-93J51	SPEEDOMETER ASSY	1	MAX 45KNOTS WHITE
3-7	34100-93J60	SPEEDOMETER ASSY	1	MAX 65KNOTS WHITE
4	09471-12028	·BULB (12V,3.4W,T10)	1	
5	34191-92E00	·TUBE	1	
6	09407-14407	·CLAMP (L:145)	2	
7	36615-96300	·TERMINAL, RESIN	2	
8-1	34600-93J00	METER ASSY, VOLTAGE	1	BLACK
8-2	34600-93J11	METER ASSY, VOLTAGE	1	WHITE
9	09471-12103	·BULB (12V3.4W,T6.5)	1	
10-1	34300-93J00	GAUGE ASSY, FUEL	1	BLACK
10-2	34300-93J11	GAUGE ASSY, FUEL	1	WHITE
11	34310-92E00	·LEAD, FUEL GAUGE	1	
12	34360-92E00	·ADAPTER, FUEL GAUGE	1	
13	09471-12103	·BULB (12V3.4W,T6.5)	1	
14-1	34500-93J00	METER ASSY, HOUR	1	BLACK
14-2	34500-93J11	METER ASSY, HOUR	1	WHITE
15	09471-12103	·BULB (12V3.4W,T6.5)	1	
16-1	34650-93J20	GAUGE ASSY, WATER PRESSURE	1	15PSI BLACK
16-2	34650-93J31	GAUGE ASSY, WATER PRESSURE	1	15PSI WHITE
17	34191-92E00	·TUBE	1	
18	09407-14407	·CLAMP (L:145)	2	
19	09471-12103	·BULB (12V3.4W,T6.5)	1	
20-1	34200-93J00	TACHOMETER ASSY, WITH MONITOR	1	BLACK
20-2	34200-93J11	TACHOMETER ASSY, WITH MONITOR	1	WHITE
21	36615-96300	·TERMINAL, RESIN	4	
22	09471-12077	·BULB (12V1.7W,T10)	1	



FIG.181

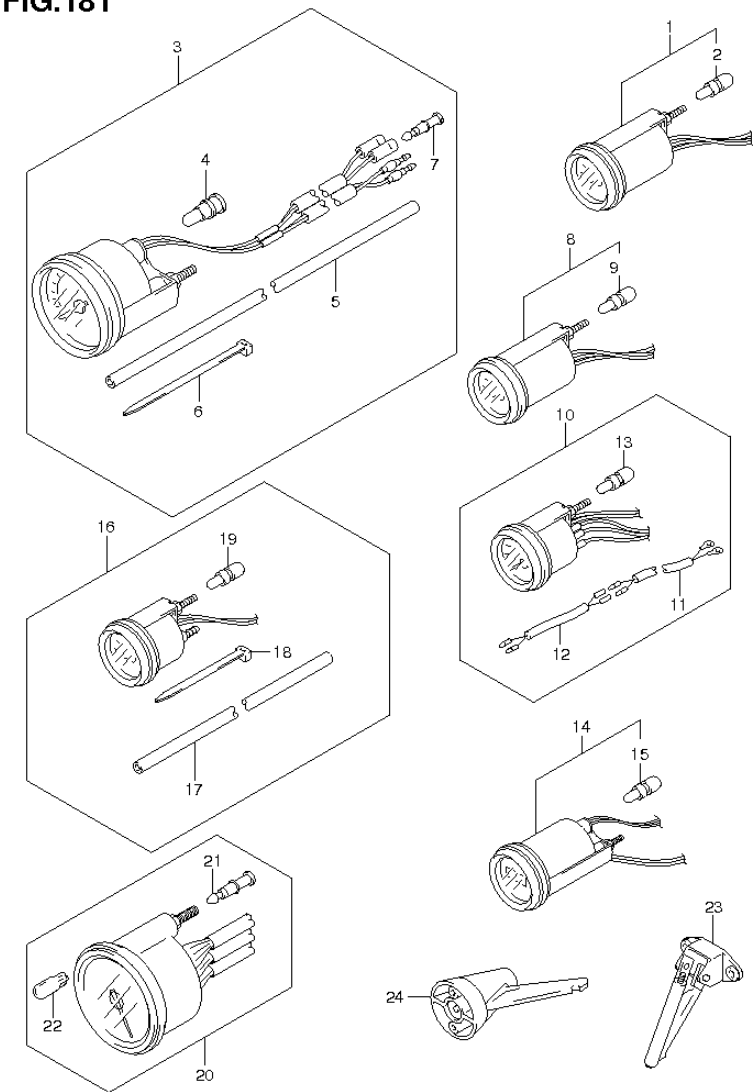


FIG.181 (2-1-3) OPT:METER (1)

REF NO.	PART NO.	DESCRIPTION	Q'TY	REMARKS
23	34190-87D00	SENDER ASSY, SPEEDOMETER	1	
24	34190-95500	SENDER ASSY, SPEEDOMETER	1	

FIG.182

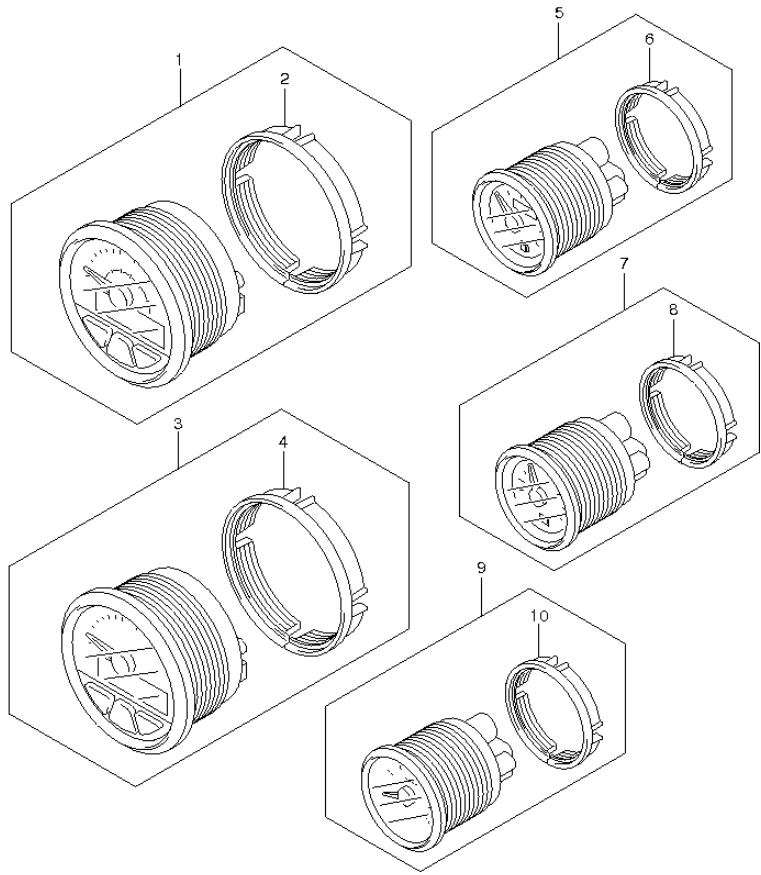


FIG.182 (2-1-4) OPT:METER (2)

REF NO.	PART NO.	DESCRIPTION	Q'TY	REMARKS
1-1	34100-98J11	SPEEDOMETER ASSY	1	MAX 130KM/H WHITE
1-2	34100-98J41	SPEEDOMETER ASSY	1	MAX 60KNOTS WHITE
2	34112-98J00	·NUT	1	
3	34200-98J13	TACHOMETER ASSY	1	WHITE
4	34112-98J00	·NUT	1	
5-1	34300-98J00	GAUGE ASSY, FUEL	1	BLACK
5-2	34300-98J10	GAUGE ASSY, FUEL	1	WHITE
6	34815-98J00	·NUT	1	
7-1	34600-98J00	METER ASSY, VOLTAGE	1	BLACK
7-2	34600-98J10	METER ASSY, VOLTAGE	1	WHITE
8	34815-98J00	·NUT	1	
9	34800-98J10	METER ASSY, TRIM	1	WHITE
10	34815-98J00	·NUT	1	

FIG.183

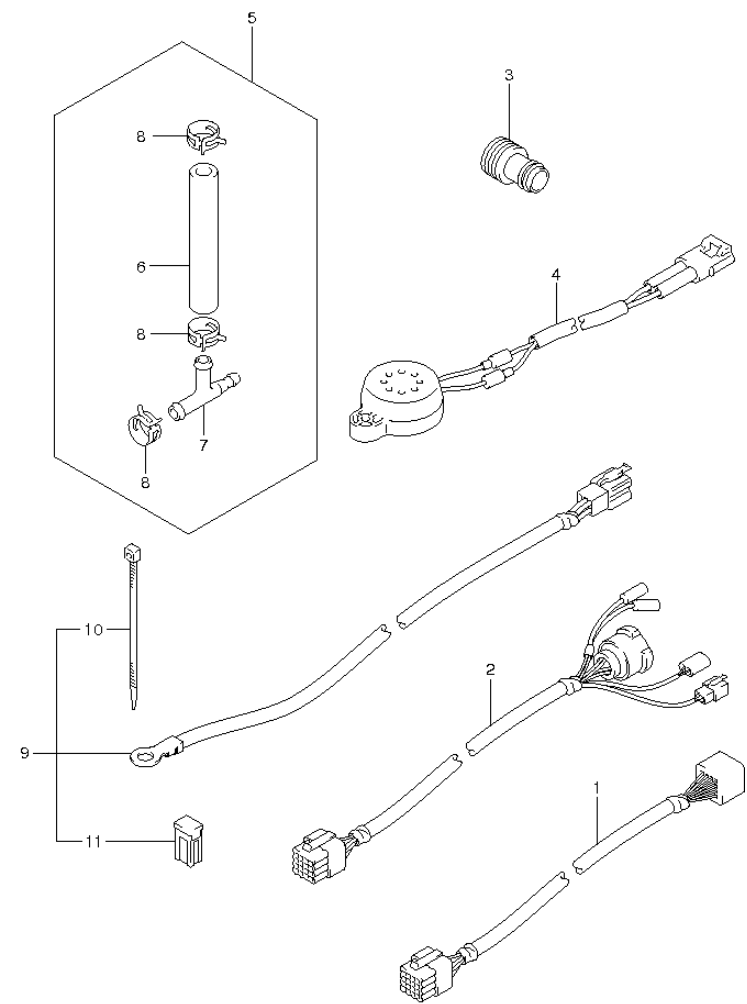


FIG.183 (2-1-5) OPT:HARNESS (1) (DF150T E1)

REF NO.	PART NO.	DESCRIPTION	Q'TY		REMARKS
1-1	36620-93J10	WIRE ASSY, REMOCON EXTENSION	1	L:2000	
1-2	36620-93J40	WIRE ASSY, REMOCON EXTENSION	1	L:3000	
2	36620-93J30	WIRE ASSY, REMOCON ADAPTER NO.2	1		
3	17917-87L00	CONNECTOR, FLUSH WATER	1		OPT
4	38500-93J00	BUZZER ASSY, WARNING	1		
5	34660-96J00	KIT, WATER PRESS GAUGE	1		
6	09352-50903-600	·HOSE (5X9X600)	1	L:600->70	
7	09367-06006	·3 WAY	1		
8	09401-08413	·CLIP	3		
9	33830-96J00	SET, BATTERY ISOLATOR LEAD	1		
10	09407-10404	·CLAMP (L:100)	2		
11	09481-30401	·FUSE (30A)	1		

FIG.184

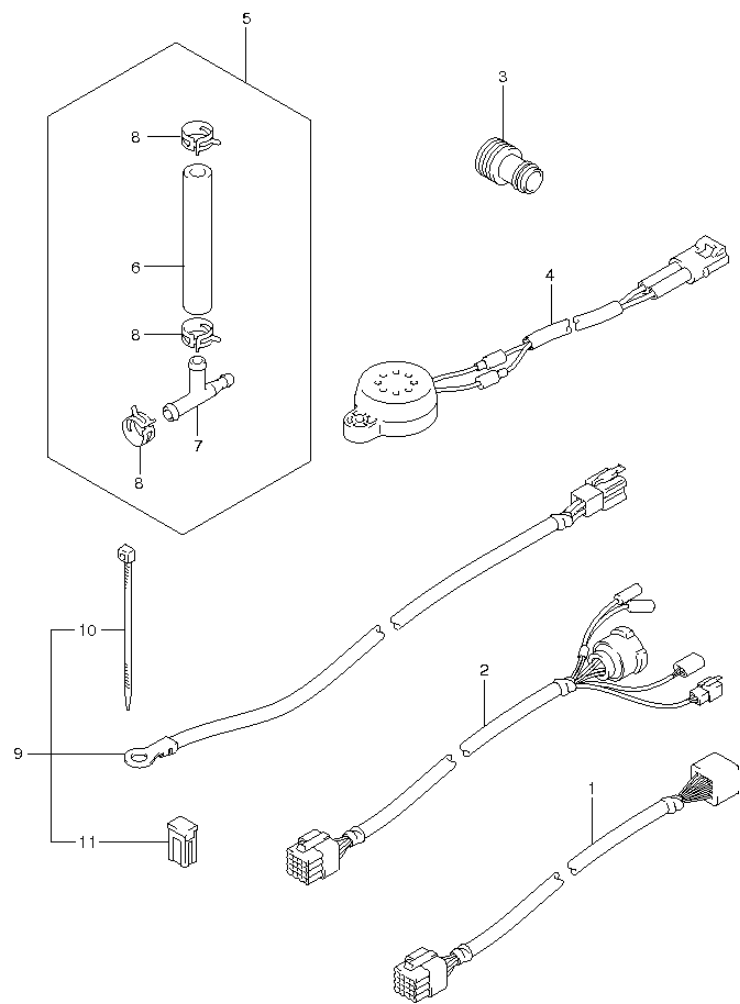


FIG.184 (2-1-6) OPT:HARNESS (1) (DF150T E40)

REF NO.	PART NO.	DESCRIPTION	Q'TY		REMARKS
1-1	36620-93J10	WIRE ASSY, REMOCON EXTENSION	1	L:2000	
1-2	36620-93J40	WIRE ASSY, REMOCON EXTENSION	1	L:3000	
2	36620-93J30	WIRE ASSY, REMOCON ADAPTER NO.2	1		
3	17917-87L00	CONNECTOR, FLUSH WATER	1		
4	38500-93J00	BUZZER ASSY, WARNING	1		
5	34660-96J00	KIT, WATER PRESS GAUGE	1		
6	09352-50903-600	·HOSE (5X9X600)	1	L:600->70	
7	09367-06006	·3 WAY	1		
8	09401-08413	·CLIP	3		
9	33830-96J00	SET, BATTERY ISOLATOR LEAD	1		
10	09407-10404	·CLAMP (L:100)	2		
11	09481-30401	·FUSE (30A)	1		

FIG.185

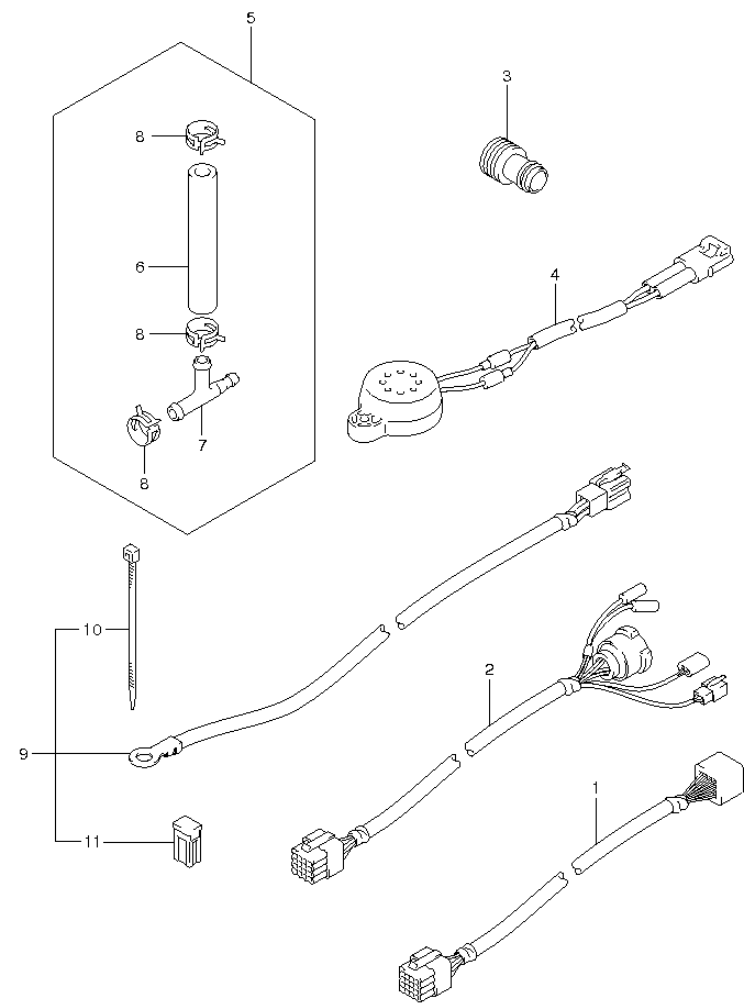


FIG.185 (2-1-7) OPT:HARNESS (1) (DF150Z E1)

REF NO.	PART NO.	DESCRIPTION	Q'TY	REMARKS
1-1	36620-93J10	WIRE ASSY, REMOCON EXTENSION	1	L:2000
1-2	36620-93J40	WIRE ASSY, REMOCON EXTENSION	1	L:3000
2	36620-93J30	WIRE ASSY, REMOCON ADAPTER NO.2	1	
3	17917-87L00	CONNECTOR, FLUSH WATER	1	OPT
4	38500-93J00	BUZZER ASSY, WARNING	1	
5	34660-96J00	KIT, WATER PRESS GAUGE	1	
6	09352-50903-600	·HOSE (5X9X600)	1	L:600->70
7	09367-06006	·3 WAY	1	
8	09401-08413	·CLIP	3	
9	33830-96J00	SET, BATTERY ISOLATOR LEAD	1	
10	09407-10404	·CLAMP (L:100)	2	
11	09481-30401	·FUSE (30A)	1	

FIG.186

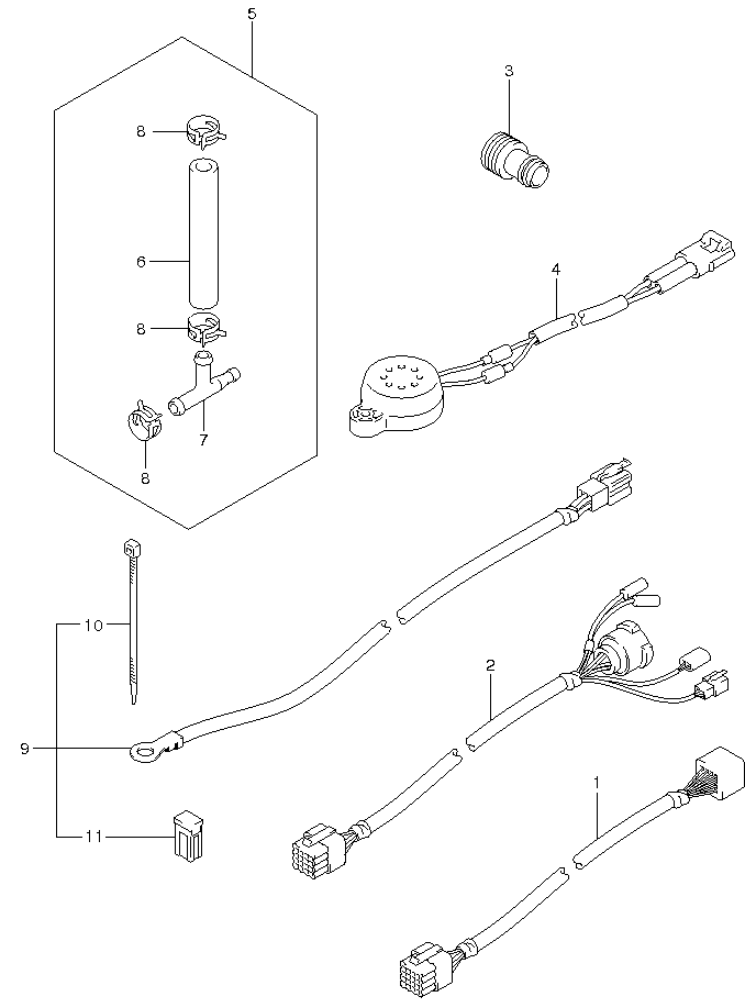


FIG.186 (2-1-8) OPT:HARNESS (1) (DF150Z E40)

REF NO.	PART NO.	DESCRIPTION	Q' TY		REMARKS
1-1	36620-93J10	WIRE ASSY, REMOCON EXTENSION	1	L:2000	
1-2	36620-93J40	WIRE ASSY, REMOCON EXTENSION	1	L:3000	
2	36620-93J30	WIRE ASSY, REMOCON ADAPTER NO.2	1		
3	17917-87L00	CONNECTOR, FLUSH WATER	1		
4	38500-93J00	BUZZER ASSY, WARNING	1		
5	34660-96J00	KIT, WATER PRESS GAUGE	1		
6	09352-50903-600	·HOSE (5X9X600)	1	L:600->70	
7	09367-06006	·3 WAY	1		
8	09401-08413	·CLIP	3		
9	33830-96J00	SET, BATTERY ISOLATOR LEAD	1		
10	09407-10404	·CLAMP (L:100)	2		
11	09481-30401	·FUSE (30A)	1		

FIG.187

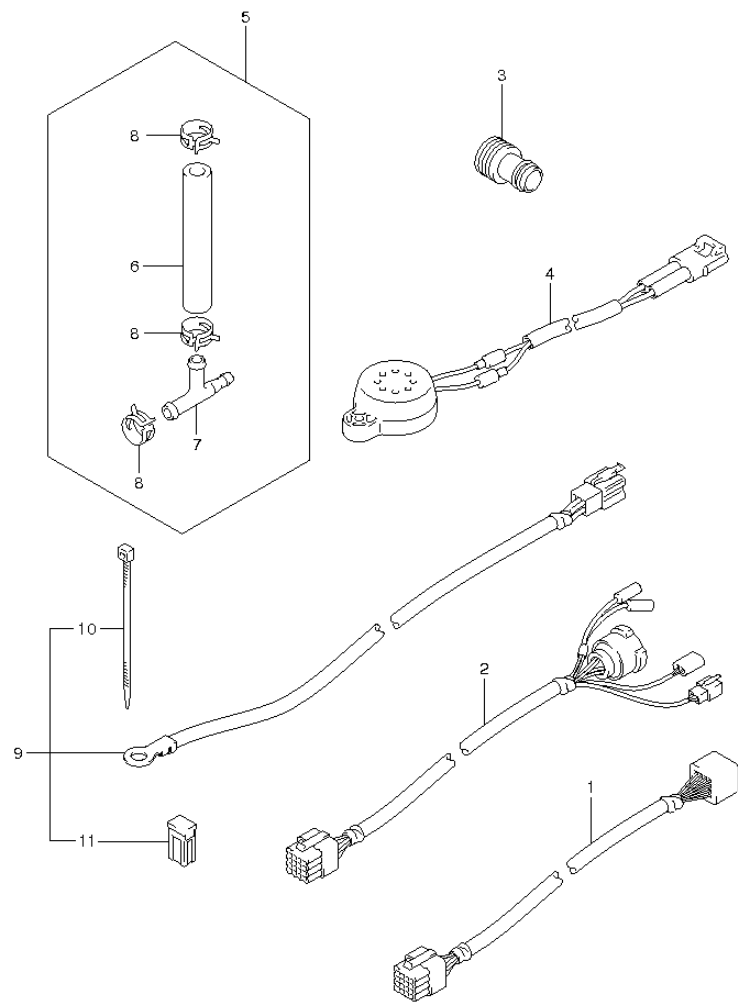


FIG.187 (2-1-9) OPT:HARNESS (1) (DF175T E1)

REF. NO.	PART NO.	DESCRIPTION	Q' TY		REMARKS
1-1	36620-93J10	WIRE ASSY, REMOCON EXTENSION	1	L:2000	
1-2	36620-93J40	WIRE ASSY, REMOCON EXTENSION	1	L:3000	
2	36620-93J30	WIRE ASSY, REMOCON ADAPTER NO.2	1		
3	17917-87L00	CONNECTOR, FLUSH WATER	1		OPT
4	38500-93J00	BUZZER ASSY, WARNING	1		
5	34660-96J00	KIT, WATER PRESS GAUGE	1		
6	09352-50903-600	·HOSE (5X9X600)	1	L:600->70	
7	09367-06006	·3 WAY	1		
8	09401-08413	·CLIP	3		
9	33830-96J00	SET, BATTERY ISOLATOR LEAD	1		
10	09407-10404	·CLAMP (L:100)	2		
11	09481-30401	·FUSE (30A)	1		

FIG.188

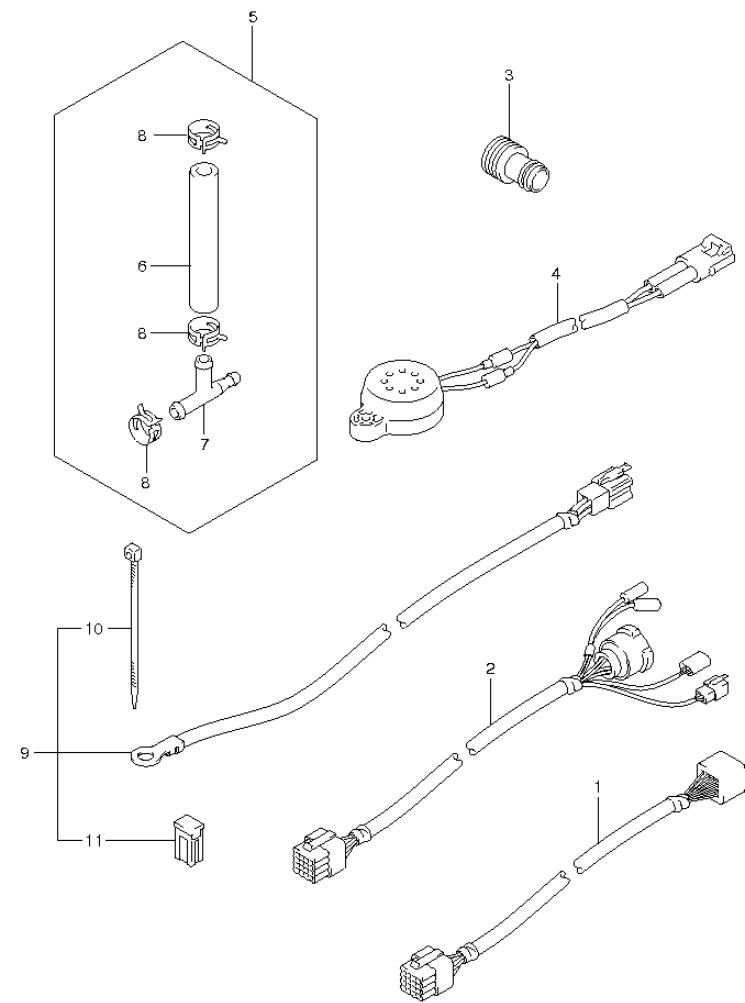


FIG.188 (2-1-10) OPT:HARNESS (1) (DF175T E40)

REF. NO.	PART NO.	DESCRIPTION	Q'TY	REMARKS
1-1	36620-93J10	WIRE ASSY, REMOCON EXTENSION	1	L:2000
1-2	36620-93J40	WIRE ASSY, REMOCON EXTENSION	1	L:3000
2	36620-93J30	WIRE ASSY, REMOCON ADAPTER NO.2	1	
3	17917-87L00	CONNECTOR, FLUSH WATER	1	
4	38500-93J00	BUZZER ASSY, WARNING	1	
5	34660-96J00	KIT, WATER PRESS GAUGE	1	
6	09352-50903-600	·HOSE (5X9X600)	1	L:600->70
7	09367-06006	·3 WAY	1	
8	09401-08413	·CLIP	3	
9	33830-96J00	SET, BATTERY ISOLATOR LEAD	1	
10	09407-10404	·CLAMP (L:100)	2	
11	09481-30401	·FUSE (30A)	1	



FIG.189

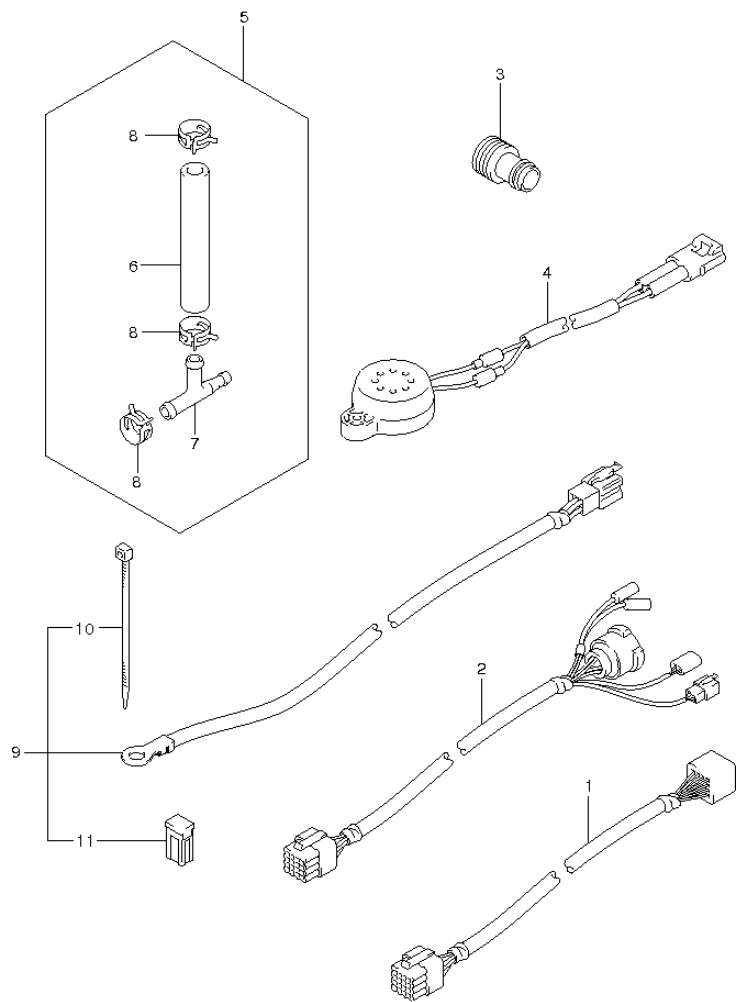


FIG.189 (2-I-11) OPT:HARNESS (1) (DF175Z E1)

REF NO.	PART NO.	DESCRIPTION	Q'TY		REMARKS
1-1	36620-93J10	WIRE ASSY, REMOCON EXTENSION	1	L:2000	
1-2	36620-93J40	WIRE ASSY, REMOCON EXTENSION	1	L:3000	
2	36620-93J30	WIRE ASSY, REMOCON ADAPTER NO.2	1		
3	17917-87L00	CONNECTOR, FLUSH WATER	1	OPT	
4	38500-93J00	BUZZER ASSY, WARNING	1		
5	34660-96J00	KIT, WATER PRESS GAUGE	1		
6	09352-50903-600	·HOSE (5X9X600)	1	L:600->70	
7	09367-06006	·3 WAY	1		
8	09401-08413	·CLIP	3		
9	33830-96J00	SET, BATTERY ISOLATOR LEAD	1		
10	09407-10404	·CLAMP (L:100)	2		
11	09481-30401	·FUSE (30A)	1		

FIG.190

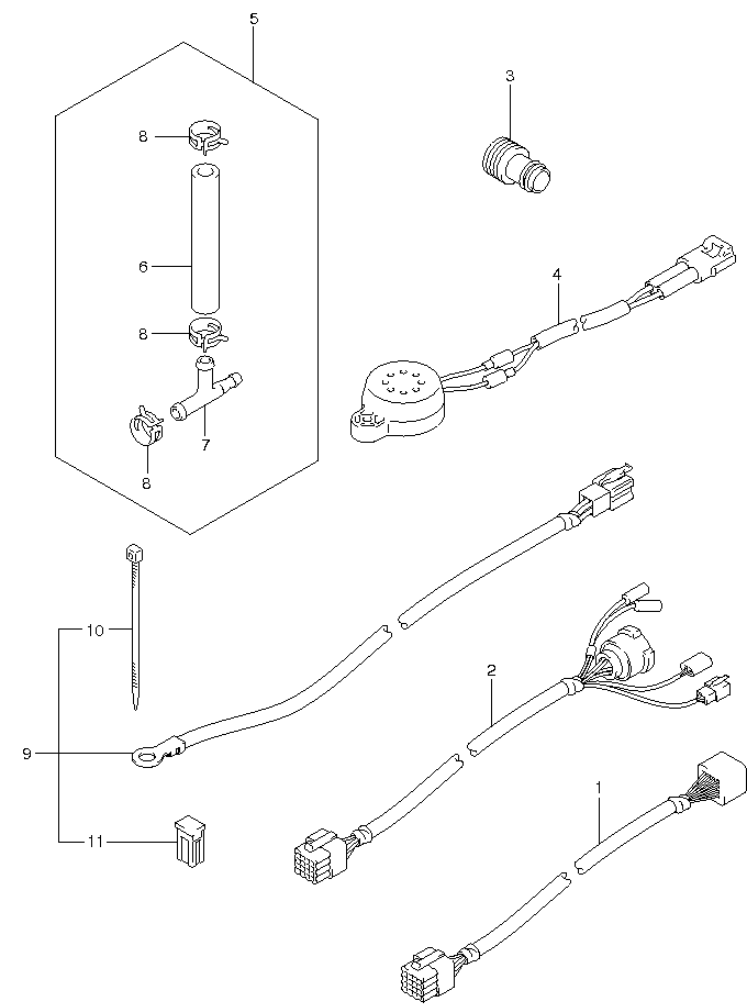


FIG.190 (2-1-12) OPT:HARNESS (1) (DF175Z E40)

REF NO.	PART NO.	DESCRIPTION	Q'TY	REMARKS
1-1	36620-93J10	WIRE ASSY, REMOCON EXTENSION	1	L:2000
1-2	36620-93J40	WIRE ASSY, REMOCON EXTENSION	1	L:3000
2	36620-93J30	WIRE ASSY, REMOCON ADAPTER NO.2	1	
3	17917-87L00	CONNECTOR, FLUSH WATER	1	
4	38500-93J00	BUZZER ASSY, WARNING	1	
5	34660-96J00	KIT, WATER PRESS GAUGE	1	
6	09352-50903-600	·HOSE (5X9X600)	1	L:600->70
7	09367-06006	·3 WAY	1	
8	09401-08413	·CLIP	3	
9	33830-96J00	SET, BATTERY ISOLATOR LEAD	1	
10	09407-10404	·CLAMP (L:100)	2	
11	09481-30401	·FUSE (30A)	1	

FIG.191

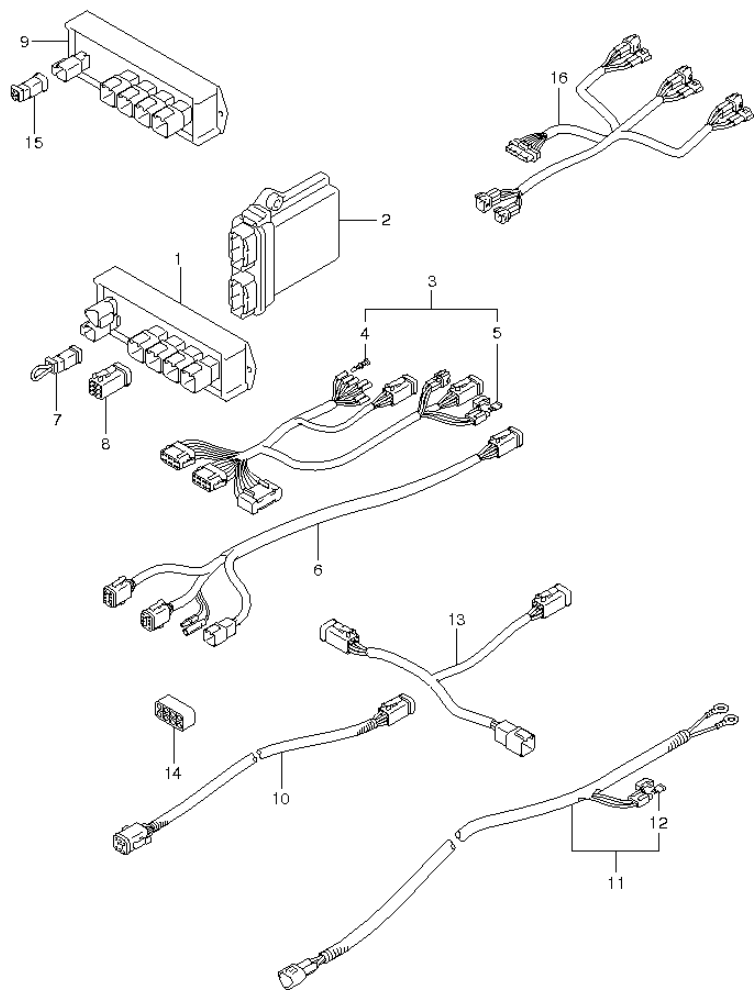


FIG.191 (2-1-13) OPT:HARNESS (2)

REF NO.	PART NO.	DESCRIPTION	Q'TY	REMARKS
1	34921-98J00	UNIT, ACTIVE HUB	1	
2	34922-98J02	UNIT, INTERFACE	1	
3	36661-98J00	HARNESS ASSY, INTERFACE UNIT	1	
4	36615-96300	·TERMINAL, RESIN	7	
5	09481-05501	·FUSE (5A)	1	
6	36664-98J00	HARNESS ASSY, 3" GAUGE	1	
7	36665-98J00	WIRE, JUMPER	1	
8	36666-98J10	CAP, 6 PIN CONNECTOR	1	
9	34921-98J10	UNIT, PASSIVE HUB	1	
10-1	36662-98J00	HARNESS ASSY, HUB S	1	L:1000
10-2	36662-98J10	HARNESS ASSY, HUB L	1	L:6500
11-1	36663-98J00	HARNESS ASSY, ACTIVE HUB PWR S	1	L:2500
11-2	36663-98J10	HARNESS ASSY, ACTIVE HUB PWR L	1	L:6000
12	09481-05501	·FUSE (5A)	1	
13	36664-98J10	HARNESS ASSY, 2" GAUGE	1	
14	36666-98J00	CAP, 8 PIN CONNECTER	1	
15	36667-98J00	CAP, 2 PIN CONNECTER	1	
16	36661-93J00	ADAPTER, INTERFACE MODULE	1	

FIG.192

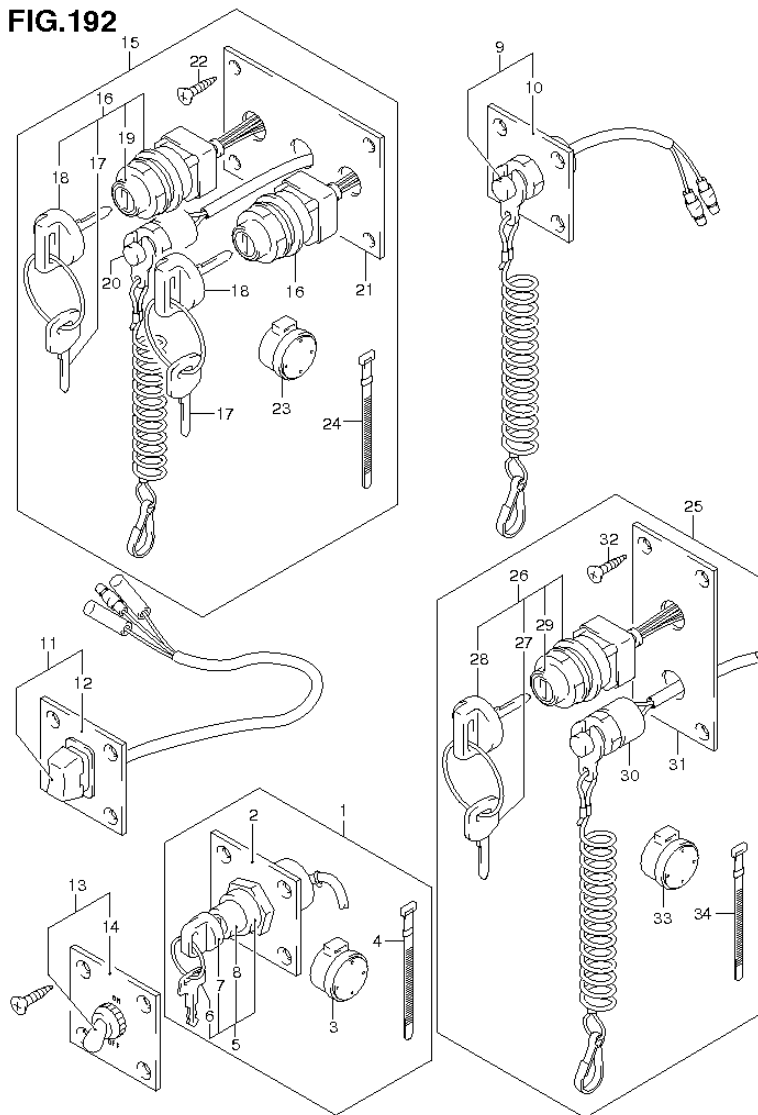


FIG.192 (2-1-14) OPT:SWITCH

REF NO.	PART NO.	DESCRIPTION	Q'TY	REMARKS
1	37100-96J00	PANEL ASSY, IGNITION SW	1	
2	37139-99E00	·PANEL, IGNITION SW	1	
3	38500-93J90	·BUZZER ASSY, WARNING	1	
4	09407-08401	·CLAMP (L:80)	1	
5	37110-93J00	·SWITCH ASSY, IGNITION	2	
6-1	37141-99E00	··KEY (931)	2	
6-2	37141-99E10	··KEY (932)	2	
6-3	37141-99E20	··KEY (933)	2	
6-4	37141-99E30	··KEY (934)	2	
6-5	37141-99E40	··KEY (935)	2	
6-6	37141-99E50	··KEY (936)	2	
6-7	37141-99E60	··KEY (937)	2	
6-8	37141-99E70	··KEY (938)	2	
6-9	37141-99E80	··KEY (939)	2	
6-10	37141-99E90	··KEY (940)	2	
6-11	37141-99EA0	··KEY (941)	2	
6-12	37141-99EB0	··KEY (942)	2	
7	37143-99E00	··CAP, KEY	2	
8	37149-93J00	··CAP, CYLINDER BODY	1	
9	37803-93J03	PANEL ASSY, EMERGENCY SW	1	
10	37825-99E00	·PANEL, EMERGENCY SW	1	
11	37805-93J00	PANEL ASSY, PTT SW	1	
12	37855-99E00	·PANEL, PTT SW	1	
13	37210-93J00	PANEL ASSY, LIGHTING SW	1	
14	37212-93J00	·PANEL, LIGHTING SW	1	
15	37100-96J13	PANEL ASSY, DUAL ENGINE SW	1	
16	37110-93J00	·SWITCH ASSY, IGNITION	2	
17-1	37141-99E00	··KEY (931)	4	
17-2	37141-99E10	··KEY (932)	4	
17-3	37141-99E20	··KEY (933)	4	
17-4	37141-99E30	··KEY (934)	4	
17-5	37141-99E40	··KEY (935)	4	
17-6	37141-99E50	··KEY (936)	4	
17-7	37141-99E60	··KEY (937)	4	

[illegible]

REF. NO.	PART NO.	DESCRIPTION	Q'TY	REMARKS
17-8	37141-99E70	..KEY (938)	4	
17-9	37141-99E80	..KEY (939)	4	
17-10	37141-99E90	..KEY (940)	4	
17-11	37141-99EA0	..KEY (941)	4	
17-12	37141-99EB0	..KEY (942)	4	
18	37143-99E00	..CAP, KEY	4	
19	37149-93J00	..CAP, CYLINDER BODY	2	
20	37820-93J93	·SWITCH ASSY, EMERGENCY	1	
21	37139-99E10	·PANEL	1	
22	03121-0516A	·SCREW	4	
23	38500-93J90	·BUZZER ASSY, WARNING	1	
24	09407-08401	·CLAMP (L:80)	1	
25	37100-96J23	PANEL ASSY, ENGINE SW	1	
26	37110-93J00	·SWITCH ASSY, IGNITION	1	
27-1	37141-99E00	..KEY (931)	2	
27-2	37141-99E10	..KEY (932)	2	
27-3	37141-99E20	..KEY (933)	2	
27-4	37141-99E30	..KEY (934)	2	
27-5	37141-99E40	..KEY (935)	2	
27-6	37141-99E50	..KEY (936)	2	
27-7	37141-99E60	..KEY (937)	2	
27-8	37141-99E70	..KEY (938)	2	
27-9	37141-99E80	..KEY (939)	2	
27-10	37141-99E90	..KEY (940)	2	
27-11	37141-99EA0	..KEY (941)	2	
27-12	37141-99EB0	..KEY (942)	2	
28	37143-99E00	..CAP, KEY	2	
29	37149-93J00	..CAP, CYLINDER BODY	1	
30	37820-93J03	·SWITCH ASSY, EMERGENCY	1	
31	37139-99E20	·PANEL	1	
32	03121-0516A	·SCREW	4	
33	38500-93J90	·BUZZER ASSY, WARNING	1	
34	09407-08401	·CLAMP (L:80)	1	

FIG.193

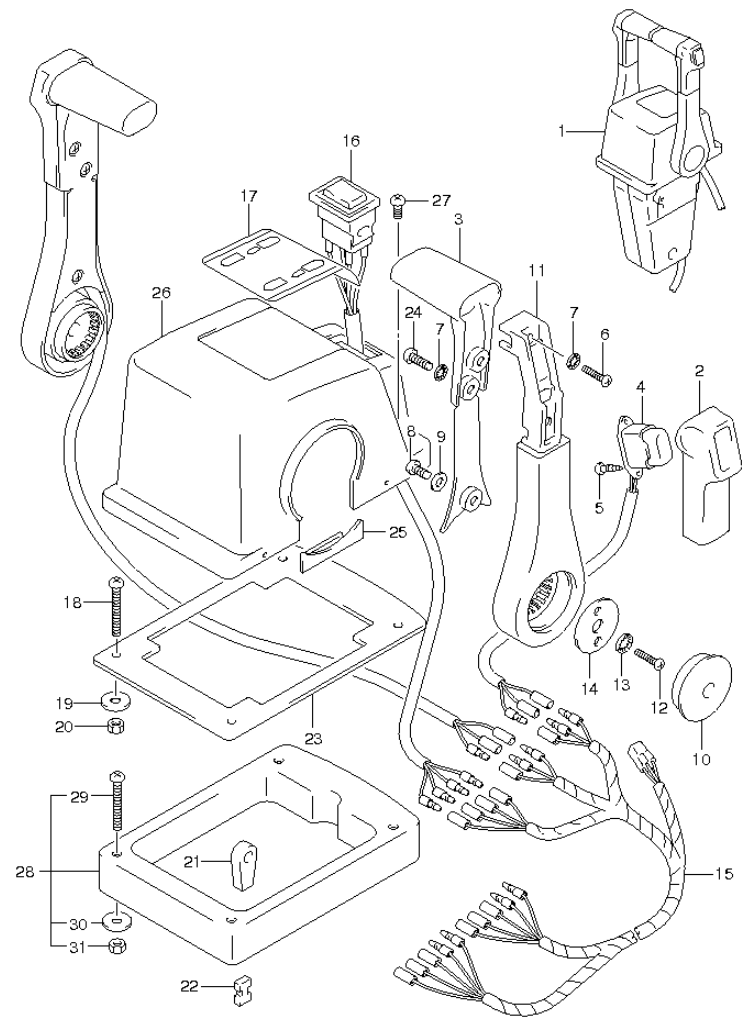


FIG.193 (2-J-2) OPT:TOP MOUNT DUAL (1)

REF NO.	PART NO.	DESCRIPTION	Q'TY	REMARKS
1	67200-93J23	REMOTE CONTROL ASSY	1	
2	67261-93J00	·GRIP, NO.1	2	
3	67263-93J00	·GRIP, NO.2	2	
4	37850-93J10	·SWITCH ASSY, PTT	2	
5	67295-92E10	·SCREW	4	
6	67296-88D10	·SCREW	2	
7	67288-92E20	·WASHER	6	
8	67296-92E70	·SCREW	4	
9	67288-92E40	·WASHER	2	
10	67257-92E00	·CAP, LEVER	2	
11	67251-93J00	·LEVER, HANDLE	2	
12	67296-92E60	·SCREW	4	
13	67288-92E30	·WASHER	4	
14	67253-92E00	·WASHER	2	
15	36890-93J10	·WIRE HARNESS	1	
16	37220-92E00	·SWITCH ASSY, MODE CHANGING	1	
17	67282-93J00	·DECAL	1	
18	67296-92E30	·SCREW	4	
19	09160-05024	·WASHER (5.5X16X1.5)	4	
20	67287-92E00	·NUT	4	
21	67275-95600	·END, CABLE	4	
22	67273-95600	·SPACER	2	
23	67273-92E10	·GROMMET	1	
24	67295-92E00	·SCREW	4	
25	67271-92E00	·COVER	2	
26	67211-93J10	·COVER	1	
27	67296-92E70	·SCREW	2	
28	67500-93J10	KIT, REMOCOON SPACER TWIN	1	
29	09125-05135	·SCREW (5X65)	4	
30	09160-05029	·WASHER (5.5X12X0.8)	4	
31	09140-05005	·NUT	4	

FIG.194

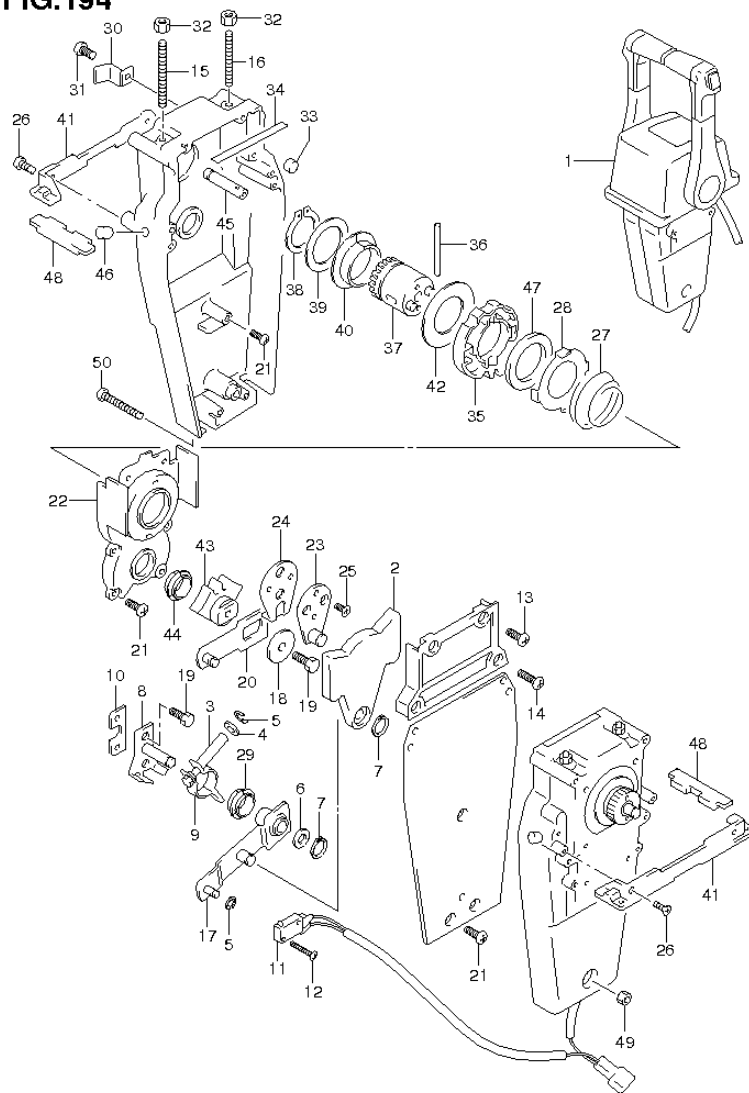


FIG.194 (2-J-3) OPT:TOP MOUNT DUAL (2)

REF NO.	PART NO.	DESCRIPTION	Q' TY	REMARKS
1	67200-93J23	REMOTE CONTROL ASSY	1	
2	67222-92E00	·DUAL PLATE	2	
3	67223-92E00	·BRAKE ADJUST	2	
4	67288-92E00	·WASHER	2	
5	67292-94300	·E RING	8	
6	67288-92E10	·WASHER	2	
7	67291-92E00	·SNAP RING	4	
8	67221-92E00	·SHIFT ASSY	2	
9	67224-92E00	·BRAKE ARM ASSY	2	
10	67294-92E00	·SPACER	2	
11	37721-92E10	·SWITCH ASSY, NEUTRAL	1	
12	67296-92E10	·SCREW	4	
13	67296-88D10	·SCREW	4	
14	67296-92E20	·SCREW	4	
15	67226-92E00	·BOLT, STOPPER FRONT	2	
16	67226-92E10	·BOLT, STOPPER REAR	2	
17	67240-92E00	·ARM ASSY, THROTTLE	2	
18	67228-92E00	·WASHER	2	
19	67286-92E00	·BOLT	6	
20	67230-92E00	·ARM ASSY, SHIFT	2	
21	09125-05042	·SCREW (5X10)	16	
22	67234-92E00	·CASE, GEAR	2	
23	67245-92E00	·LEVER ASSY, THROTTLE	2	
24	67227-92E00	·STOPPER	2	
25	09126-06006	·SCREW (6X20)	4	
26	67296-95610	·SCREW	4	
27	67233-92E00	·SPRING	2	
28	67235-92E00	·PLATE, SHIFT LOCK	2	
29	67232-95620	·BUSH	2	
30	67269-92E00	·BRACKET	2	
31	67296-88D10	·SCREW	2	
32	09140-06020	·NUT	4	
33	67236-92E00	·ROLLER	2	
34	67237-92E01	·SPRING	12	

FIG.194

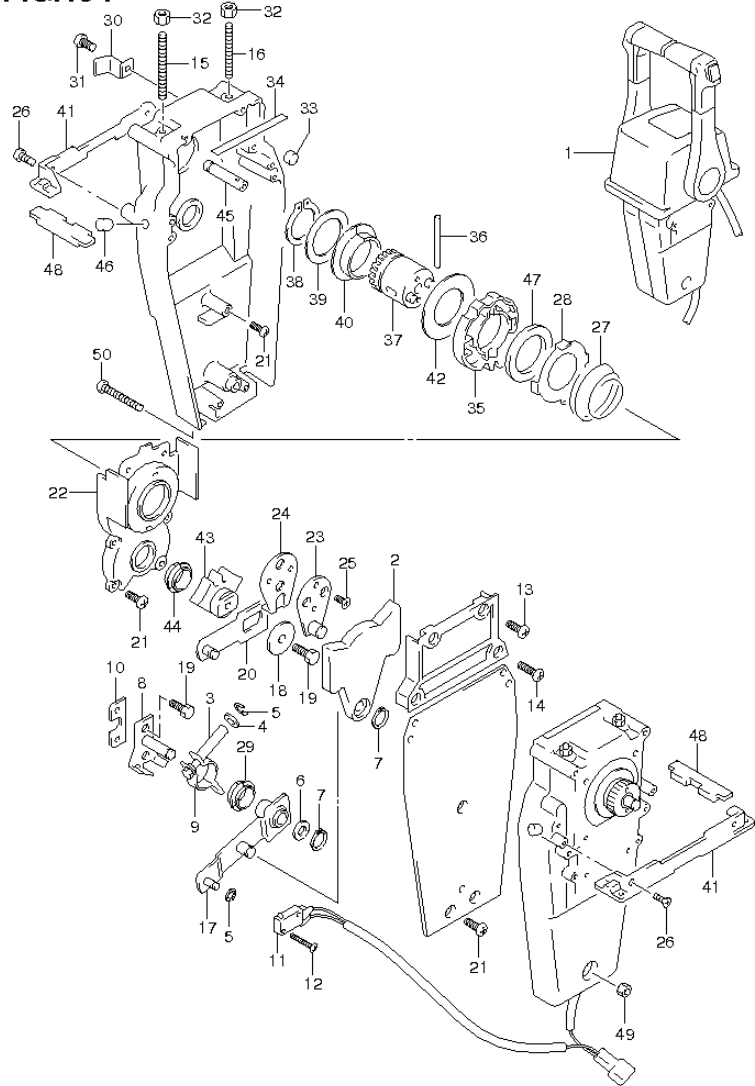


FIG.194 (2-J-4) OPT:TOP MOUNT DUAL (2)

REF NO.	PART NO.	DESCRIPTION	Q'TY	REMARKS
35	67238-92E00	·GEAR, DRIVE	2	
36	67239-92E00	·PIN	2	
37	67246-92E00	·SHAFT, DRIVE	2	
38	67291-92E10	·SNAP RING	2	
39	67253-92E10	·WASHER	2	
40	67252-92E10	·BUSH	2	
41	67274-92E00	·FLANGE	2	
42	67253-95600	·WASHER	2	
43	67231-92E00	·GEAR, SHIFT	2	
44	67232-95600	·BUSH	2	
45	67241-92E10	·ROD, FREE ACC	2	
46	67243-92E00	·CAP, HOLE	2	
47	67239-92E10	·PLATE, SHIFT PIN	2	
48	67272-92E10	·SEAL, FLANGE	2	
49	67287-92E10	·NUT	1	
50	67296-92E80	·SCREW	3	



FIG.195

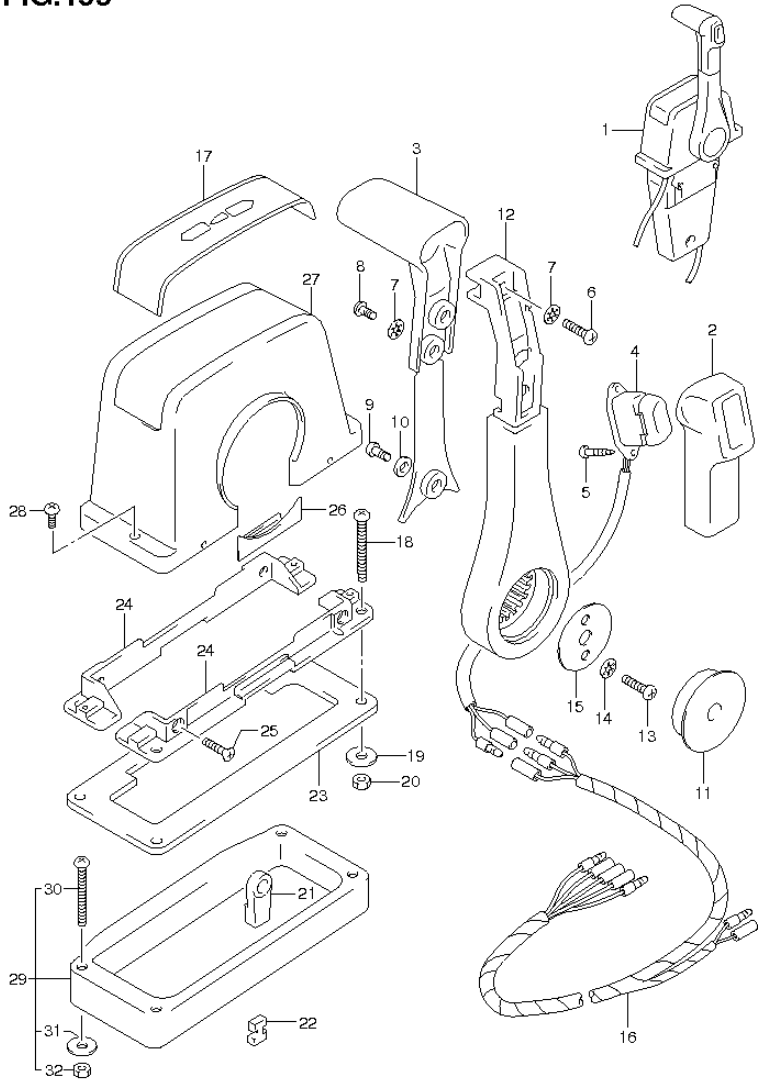


FIG.195 (2-J-5) OPT:TOP MOUNT SINGLE (1)

REF NO.	PART NO.	DESCRIPTION	Q'TY	REMARKS
1	67200-93J13	REMOTE CONTROL ASSY	1	
2	67261-93J00	·GRIP, NO.1	1	
3	67263-93J00	·GRIP, NO.2	1	
4	37850-93J10	·SWITCH ASSY, PTT	1	
5	67295-92E10	·SCREW	2	
6	67296-88D10	·SCREW	1	
7	67288-92E20	·WASHER	3	
8	67295-92E00	·SCREW	2	
9	67296-92E70	·SCREW	1	
10	67288-92E40	·WASHER	1	
11	67257-92E00	·CAP, LEVER	1	
12	67251-93J00	·LEVER, HANDLE	1	
13	67296-92E60	·SCREW	2	
14	67288-92E30	·WASHER	2	
15	67253-92E00	·WASHER	1	
16	36890-93J00	·WIRE HARNESS	1	
17	67281-93J00	·DECAL	1	
18	67296-92E30	·SCREW	4	
19	09160-05024	·WASHER (5.5X16X1.5)	4	
20	67287-92E00	·NUT	4	
21	67275-95600	·END, CABLE	2	
22	67273-95600	·SPACER	1	
23	67273-92E00	·GROMMET	1	
24	67274-92E00	·FLANGE	2	
25	67296-95610	·SCREW	4	
26	67271-92E00	·COVER	1	
27	67211-93J00	·COVER	1	
28	67296-92E70	·SCREW	2	
29	67500-93J00	KIT, REMOCON SPACER SINGLE	1	
30	09125-05135	·SCREW (5X65)	4	
31	09160-05029	·WASHER (5.5X12X0.8)	4	
32	09140-05005	·NUT	4	

FIG.196

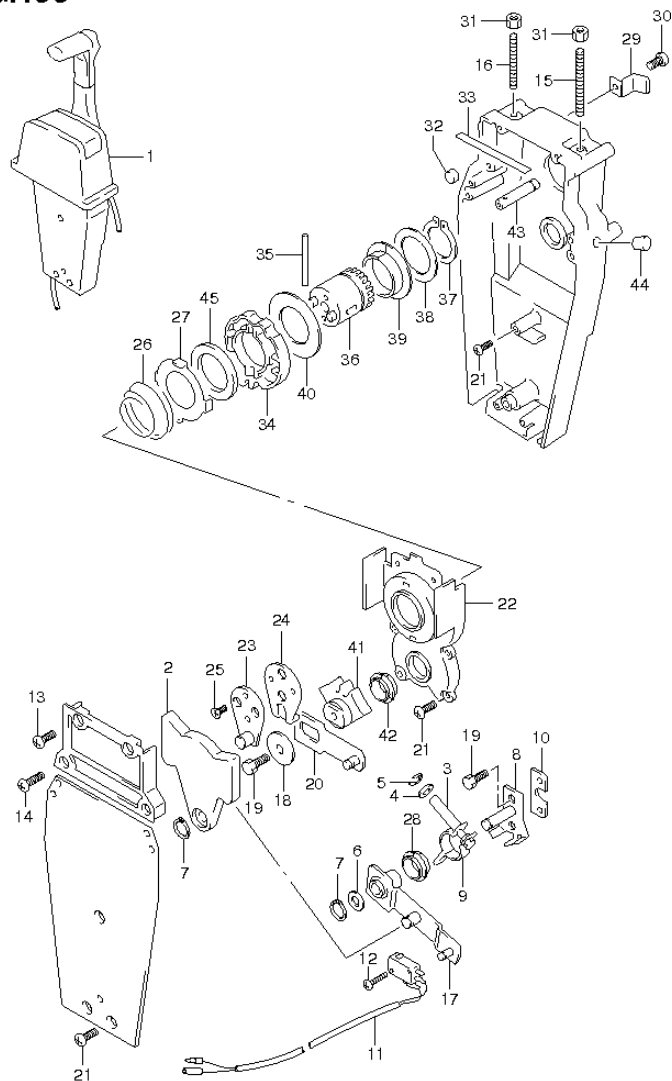


FIG.196 (2-J-6) OPT:TOP MOUNT SINGLE (2)

REF NO.	PART NO.	DESCRIPTION	Q'TY	REMARKS
1	67200-93J13	REMOTE CONTROL ASSY	1	
2	67222-92E00	·DUAL PLATE	1	
3	67223-92E00	·BRAKE ADJUST	1	
4	67288-92E00	·WASHER	1	
5	67292-94300	·E RING	4	
6	67288-92E10	·WASHER	1	
7	67291-92E00	·SNAP RING	2	
8	67221-92E00	·SHIFT ASSY	1	
9	67224-92E00	·BRAKE ARM ASSY	1	
10	67294-92E00	·SPACER	1	
11	37721-95500	·SWITCH ASSY, NEUTRAL	1	
12	67296-92E10	·SCREW (3X15)	2	
13	67296-88D10	·SCREW (5X16)	2	
14	67296-92E20	·SCREW (5X25)	2	
15	67226-92E00	·BOLT, STOPPER FRONT	1	
16	67226-92E10	·BOLT, STOPPER REAR	1	
17	67240-92E00	·ARM ASSY, THROTTLE	1	
18	67228-92E00	·WASHER	1	
19	67286-92E00	·BOLT (6X18)	3	
20	67230-92E00	·ARM ASSY, SHIFT	1	
21	09125-05042	·SCREW (5X10)	9	
22	67234-92E00	·CASE, GEAR	1	
23	67245-92E00	·LEVER ASSY, THROTTLE	1	
24	67227-92E00	·STOPPER	1	
25	09126-06006	·SCREW (6X20)	2	
26	67233-92E00	·SPRING	1	
27	67235-92E00	·PLATE, SHIFT LOCK	1	
28	67232-95620	·BUSH	1	
29	67269-92E00	·BRACKET	1	
30	67296-88D10	·SCREW	1	
31	09140-06020	·NUT	2	
32	67236-92E00	·ROLLER	1	
33	67237-92E01	·SPRING	6	
34	67238-92E00	·GEAR, DRIVE	1	

FIG.196

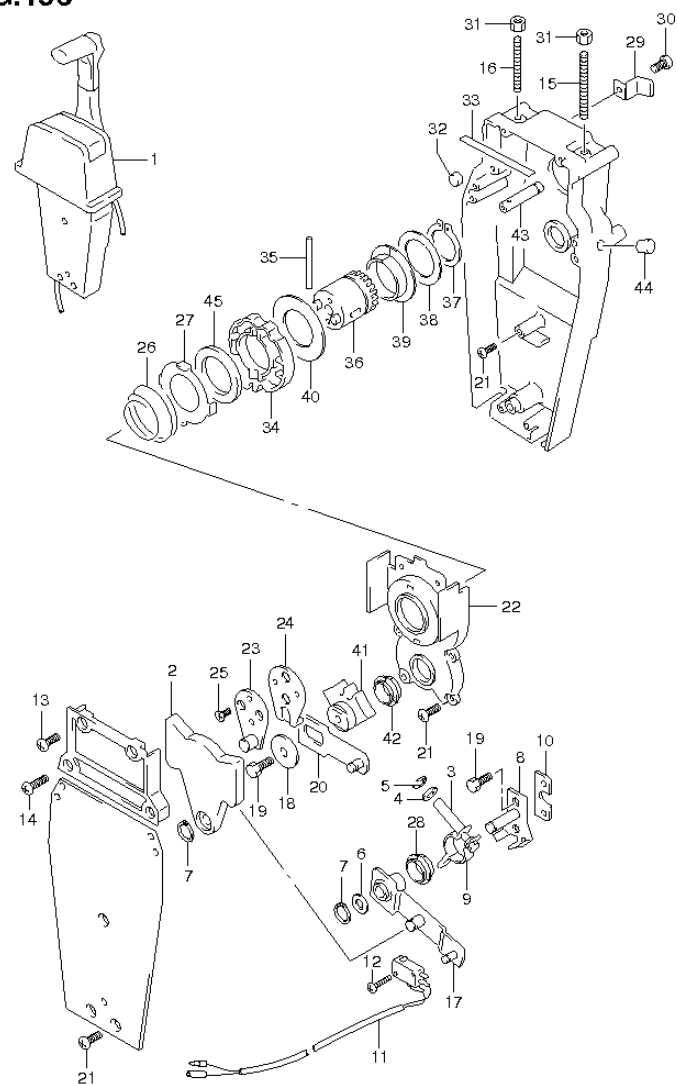


FIG.196 (2-J-7) OPT:TOP MOUNT SINGLE (2)

REF NO.	PART NO.	DESCRIPTION	Q'TY	REMARKS
35	67239-92E00	·PIN	1	
36	67246-92E00	·SHIFT, DRIVE	1	
37	67291-92E10	·SNAP RING	1	
38	67253-92E10	·WASHER	1	
39	67252-92E10	·BUSH	1	
40	67253-95600	·WASHER	1	
41	67231-92E00	·GEAR, SHIFT	1	
42	67232-95600	·BUSH	1	
43	67241-92E10	·ROD, FREE ACC	1	
44	67243-92E00	·CAP, HOLE	1	
45	67239-92E10	·PLATE, SHIFT PIN	1	

FIG.197

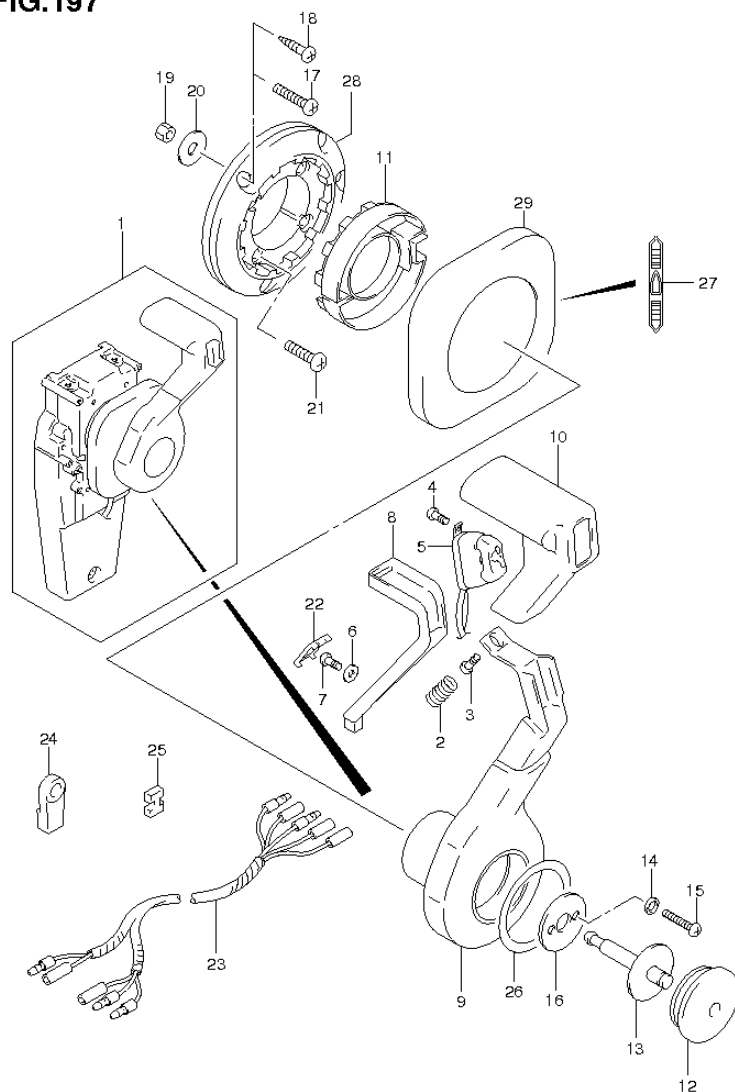


FIG.197 (2-J-8) OPT: CONCEALED REMOCON (1)

REF NO.	PART NO.	DESCRIPTION	Q'TY	REMARKS
1	67200-93J32	REMOTE CONTROL ASSY	1	
2	67298-92E50	·SPRING	1	
3	67296-94310	·SCREW	1	
4	67295-92E10	·SCREW (3X12)	2	
5	37850-92E26	·SWITCH ASSY, PTT	1	
6	67288-92E60	·WASHER	1	
7	09125-04021	·SCREW (4X20)	1	
8	67255-92E50	·ARM, NEUTRAL LOCK	1	
9	67251-92E50	·LEVER	1	
10	67261-92E50	·GRIP	1	
11	67256-92E50	·HOLDER, NEUTRAL LOCK	1	
12	67257-92E00	·CAP, LEVER	1	
13	67242-92E50	·SHAFT, FREE ACC	1	
14	67288-92E20	·WASHER	6	
15	67296-88D10	·SCREW (5X16)	4	
16	67288-92E70	·WASHER	1	
17	67296-88D20	·SCREW (6X35)	3	
18	67295-92E50	·SCREW (6X30)	3	
19	67287-92E50	·NUT	3	
20	09160-06104	·WASHER (6.5X24X2)	3	
21	67296-88D30	·SCREW (5X30)	4	
22	67254-92E50	·COVER, LOCK ARM	1	
23	36890-93J00	·WIRING ASSY	1	
24	67275-95600	·ENG CABLE	2	
25	67273-95600	·SPACER	1	
26	67283-92E50	·DECAL, LEVER	1	
27	67284-92E50	·DECAL, CLUTCH	1	
28	67274-92E50	·BASE	1	
29	67211-92E50	·COVER	1	

FIG.198

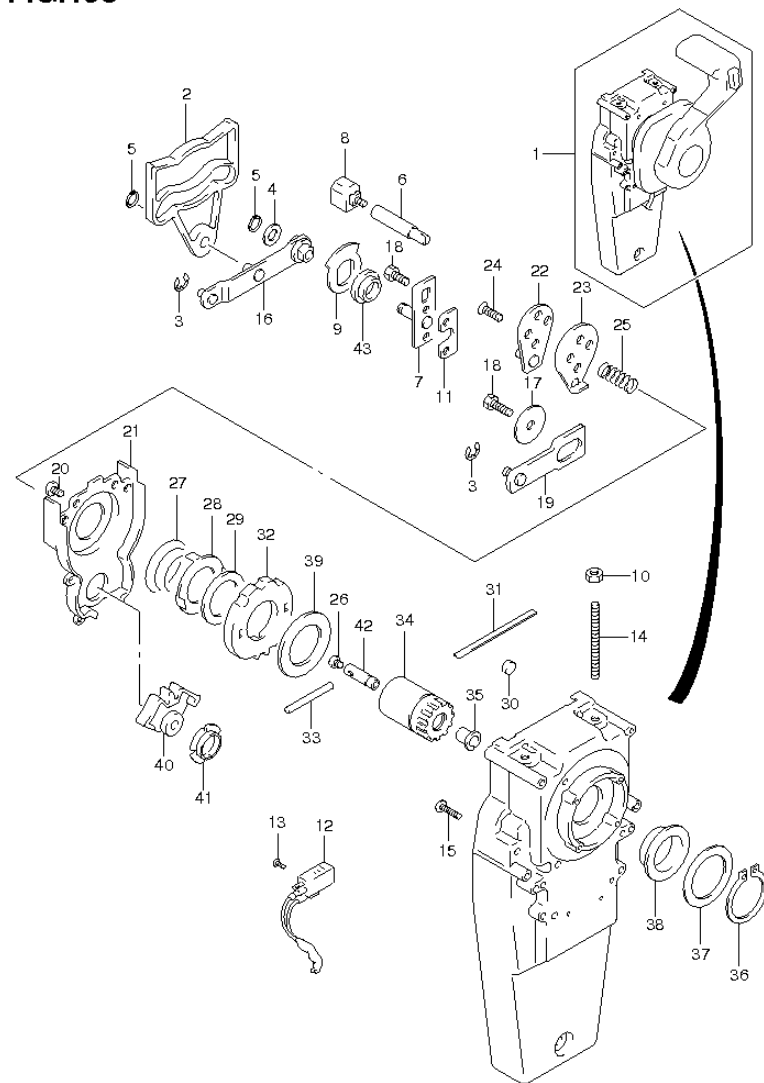


FIG.198 (2-J-9) OPT: CONCEALED REMOCON (2)

REF NO.	PART NO.	DESCRIPTION	Q'TY	REMARKS
1	67200-93J32	REMOTE CONTROL ASSY	1	
2	67222-92E50	·DUEL PLATE	1	
3	67292-94300	·E RING	3	
4	67288-92E10	·WASHER	1	
5	67291-92E00	·SNAP RING	2	
6	67223-92E50	·BRAKE ADJUST	1	
7	67221-92E50	·HOLDER ASSY	1	
8	67224-92E50	·BRAKE SHOE ASSY	1	
9	67225-92E50	·DISK, BRAKE	1	
10	09140-06020	·NUT	2	
11	67294-92E00	·SPACER	1	
12	37721-95500	·SWITCH ASSY, NEUTRAL	1	
13	67296-92E10	·SCREW (3X15)	2	
14	67226-92E10	·BOLT, STOPPER (REAR)	2	
15	67296-92E20	·SCREW (5X25)	2	
16	67240-92E50	·ARM ASSY, THROTTLE	1	
17	67228-92E00	·WASHER	1	
18	67286-92E00	·BOLT (6X18)	3	
19	67230-92E00	·ARM ASSY, SHIFT	1	
20	09125-05042	·SCREW (5X10)	11	
21	67234-92E00	·GEAR CASE	1	
22	67245-92E00	·LEVER ASSY, THROTTLE	1	
23	67227-92E00	·STOPPER	1	
24	67296-88D10	·SCREW (6X20)	2	
25	67225-92E00	·SPRING	1	
26	09125-04004	·SCREW (4X6)	1	
27	67233-92E00	·SPRING	1	
28	67235-92E00	·PLATE, SHIFT LOCK	1	
29	67239-92E10	·PLATE, SHIFT PIN	1	
30	67236-92E00	·ROLLER	1	
31	67237-92E01	·SPRING	5	
32	67238-92E50	·GEAR, DRIVE	1	
33	67239-92E00	·PIN	1	
34	67246-92E50	·SHAFT, DRIVE	1	

FIG.198

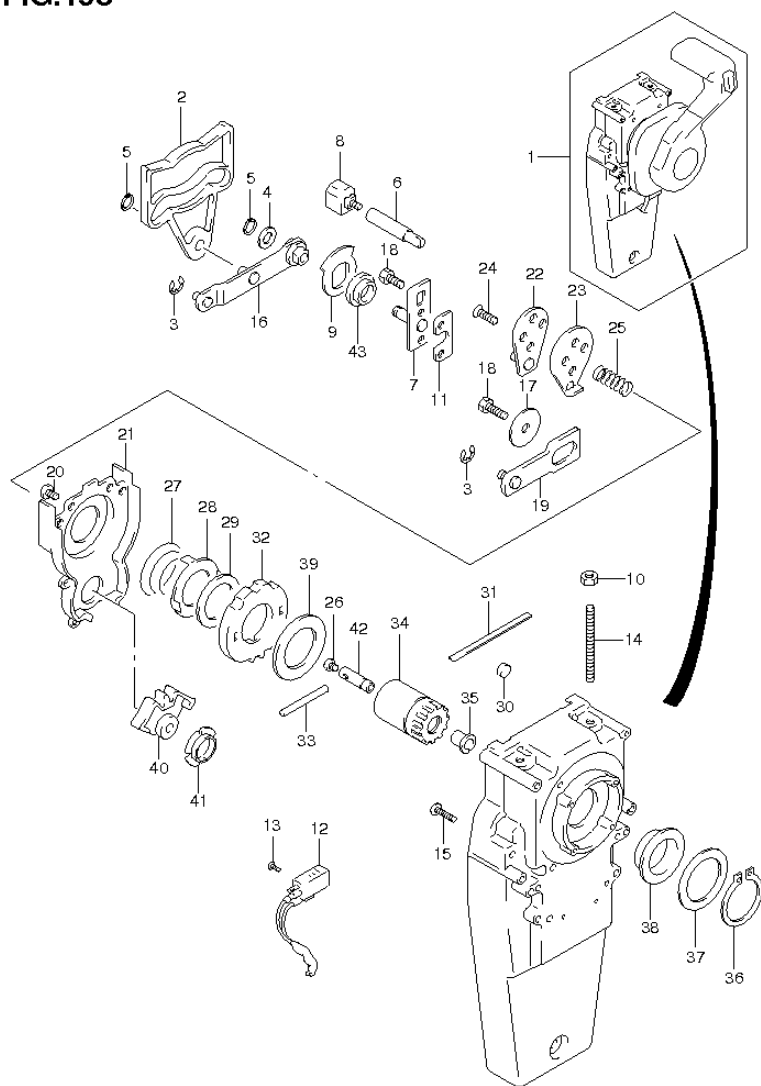


FIG.198 (2-J-10) OPT: CONCEALED REMOCON (2)

REF NO.	PART NO.	DESCRIPTION	Q' TY	REMARKS
35	67252-92E10	·BUSH	1	
36	67291-92E10	·SNAP RING	1	
37	67253-92E10	·WASHER	1	
38	67252-92E10	·BUSH	1	
39	67253-95600	·WASHER	1	
40	67231-92E00	·GEAR, SHIFT	1	
41	67232-95600	·BUSH	1	
42	67241-92E50	·ROD, FREE ACC	1	
43	67232-92E50	·BUSH	1	

FIG.199

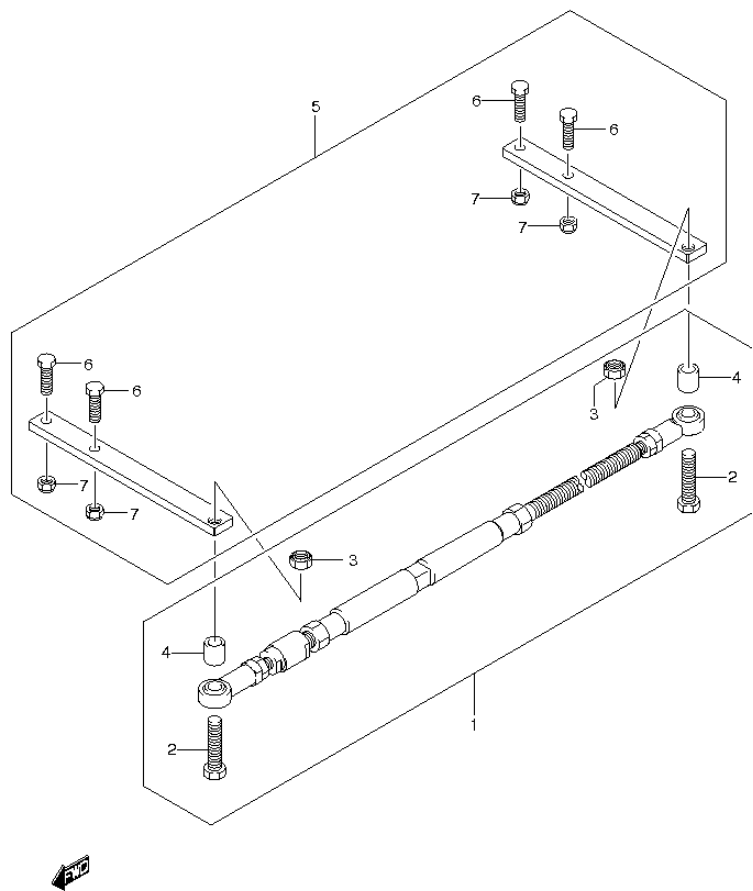


FIG.199 (2-J-11) OPT:TIE ROD

REF NO.	PART NO.	DESCRIPTION	Q' TY	REMARKS
1	67600-93J00	KIT, TIE ROD	1	
2	67725-93J00	·BOLT	2	
3	67726-93J00	·NUT	2	
4	67721-93J00	·SPACER	2	
5	67630-93J00	KIT, STEERING EXTENSION	1	
6	67725-93E00	·BOLT	4	
7	67726-99E00	·NUT	4	

FIG.200

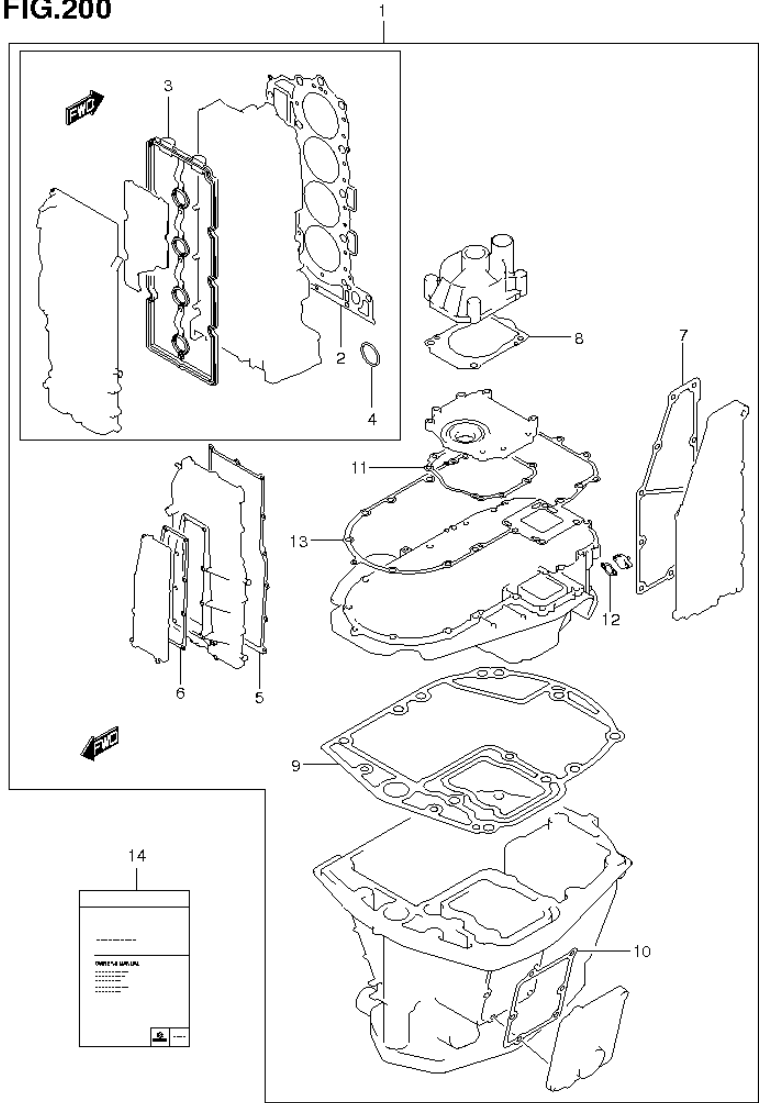


FIG.200 (2-J-12) OPT:GASKET SET (DF150T E1)

REF NO.	PART NO.	DESCRIPTION	Q'TY	REMARKS
1	11400-96892	GASKET SET	1	OPT
2	11141-96J01	·GASKET, CYL HEAD	1	
3	11189-96J00	·GASKET, CYL HEAD COVER	1	
4	11318-96J00	·O RING, BALANCER OIL GALLERY	1	
5	11332-96J00	·GASKET, BALANCER COVER	1	
6	11342-96J00	·GASKET, BAL WTR JACKET COVER	1	
7	14151-96J00	·GASKET, EXH COVER	1	
8	17472-93J00	·GASKET, PUMP CASE PANEL	1	
9	11489-96J01	·GASKET, OIL PAN	1	
10	11552-96J00	·GASKET, WTR JACKET COVER	1	
11	51123-96J01	·GASKET, MOUNT OIL SEAL COVER	1	
12	51142-96J00	·GASKET, ENGINE HOLDER COVER	1	
13	51211-96J00	·GASKET, ENGINE HOLDER	1	
14-1	99011-96J10-054	MANUAL, OWNER'S	1	
14-2	99011-96J10-059	MANUAL, OWNER'S	1	



FIG.201

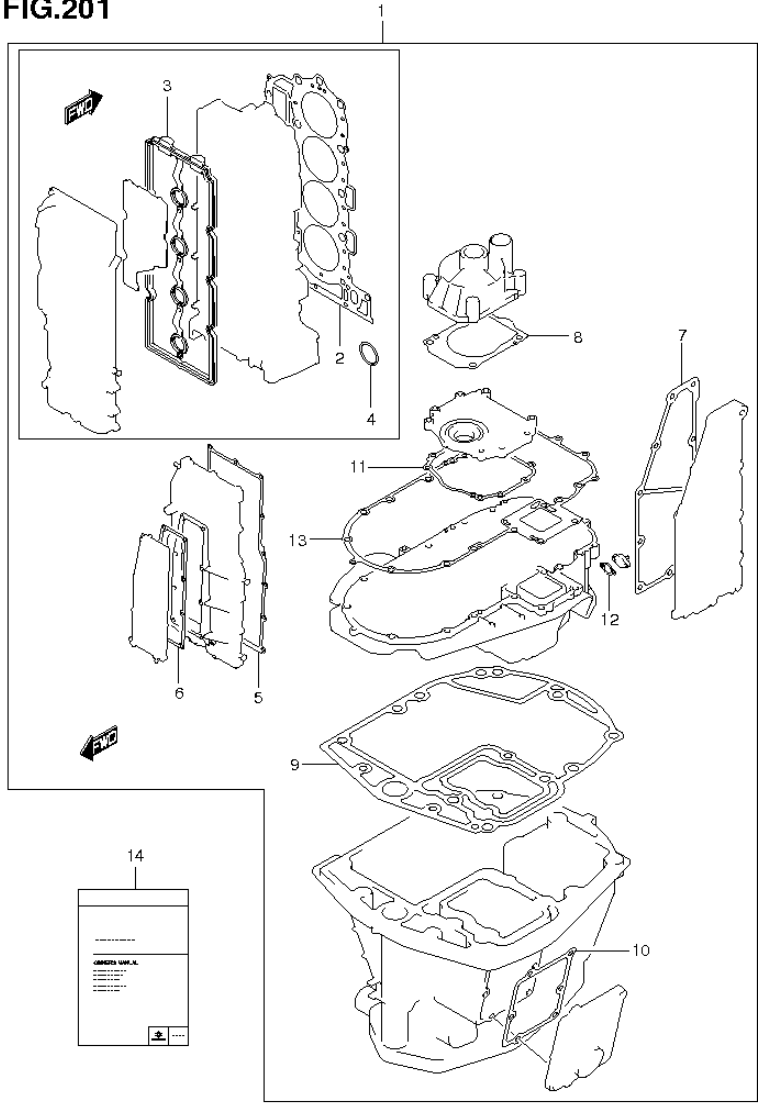


FIG. 201 (2-J-13) OPT:GASKET SET (DF150T E40)

REF NO.	PART NO.	DESCRIPTION	Q' TY	REMARKS
1	11400-96892	GASKET SET	1	OPT
2	11141-96J01	·GASKET, CYL HEAD	1	
3	11189-96J00	·GASKET, CYL HEAD COVER	1	
4	11318-96J00	·O RING, BALANCER OIL GALLERY	1	
5	11332-96J00	·GASKET, BALANCER COVER	1	
6	11342-96J00	·GASKET, BAL WTR JACKET COVER	1	
7	14151-96J00	·GASKET, EXH COVER	1	
8	17472-93J00	·GASKET, PUMP CASE PANEL	1	
9	11489-96J01	·GASKET, OIL PAN	1	
10	11552-96J00	·GASKET, WTR JACKET COVER	1	
11	51123-96J01	·GASKET, MOUNT OIL SEAL COVER	1	
12	51142-96J00	·GASKET, ENGINE HOLDER COVER	1	
13	51211-96J00	·GASKET, ENGINE HOLDER	1	
14	99011-96J10-059	MANUAL, OWNER'S	1	

FIG.202

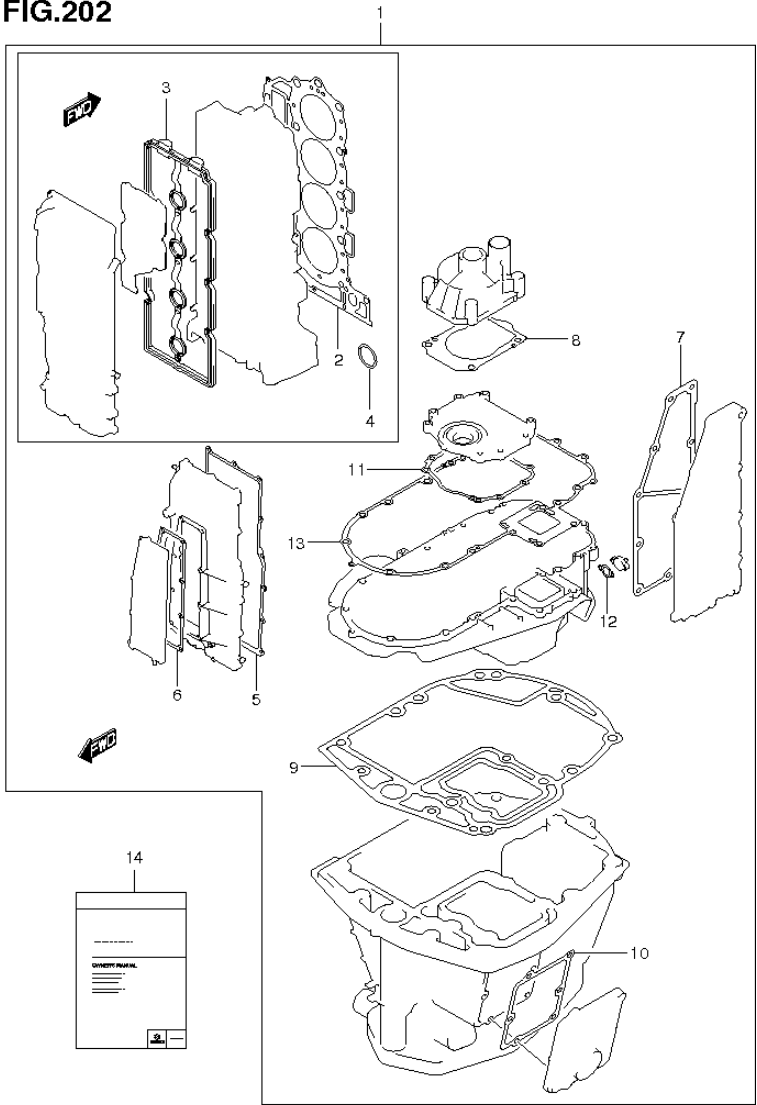


FIG. 202 (2-J-14) OPT:GASKET SET (DF150Z E1)

REF NO.	PART NO.	DESCRIPTION	Q'TY	REMARKS
1	11400-96892	GASKET SET	1	OPT
2	11141-96J01	·GASKET, CYL HEAD	1	
3	11189-96J00	·GASKET, CYL HEAD COVER	1	
4	11318-96J00	·O RING, BALANCER OIL GALLERY	1	
5	11332-96J00	·GASKET, BALANCER COVER	1	
6	11342-96J00	·GASKET, BAL WTR JACKET COVER	1	
7	14151-96J00	·GASKET, EXH COVER	1	
8	17472-93J00	·GASKET, PUMP CASE PANEL	1	
9	11489-96J01	·GASKET, OIL PAN	1	
10	11552-96J00	·GASKET, WTR JACKET COVER	1	
11	51123-96J01	·GASKET, MOUNT OIL SEAL COVER	1	
12	51142-96J00	·GASKET, ENGINE HOLDER COVER	1	
13	51211-96J00	·GASKET, ENGINE HOLDER	1	
14-1	99011-96J10-054	MANUAL, OWNER'S	1	
14-2	99011-96J10-059	MANUAL, OWNER'S	1	

FIG.203

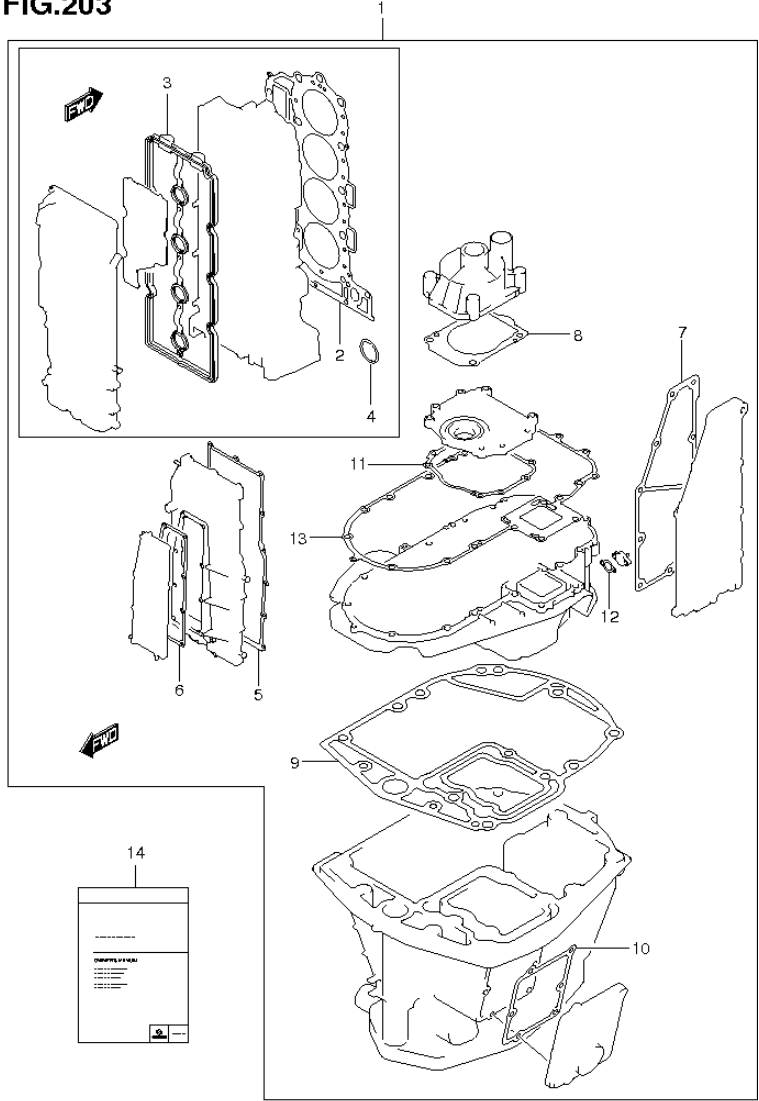


FIG. 203 (2-J-15) OPT:GASKET SET (DF150Z E40)

REF NO.	PART NO.	DESCRIPTION	Q' TY	REMARKS
1	11400-96892	GASKET SET	1	OPT
2	11141-96J01	·GASKET, CYL HEAD	1	
3	11189-96J00	·GASKET, CYL HEAD COVER	1	
4	11318-96J00	·O RING, BALANCER OIL GALLERY	1	
5	11332-96J00	·GASKET, BALANCER COVER	1	
6	11342-96J00	·GASKET, BAL WTR JACKET COVER	1	
7	14151-96J00	·GASKET, EXH COVER	1	
8	17472-93J00	·GASKET, PUMP CASE PANEL	1	
9	11489-96J01	·GASKET, OIL PAN	1	
10	11552-96J00	·GASKET, WTR JACKET COVER	1	
11	51123-96J01	·GASKET, MOUNT OIL SEAL COVER	1	
12	51142-96J00	·GASKET, ENGINE HOLDER COVER	1	
13	51211-96J00	·GASKET, ENGINE HOLDER	1	
14	99011-96J10-059	MANUAL, OWNER'S	1	

FIG.204

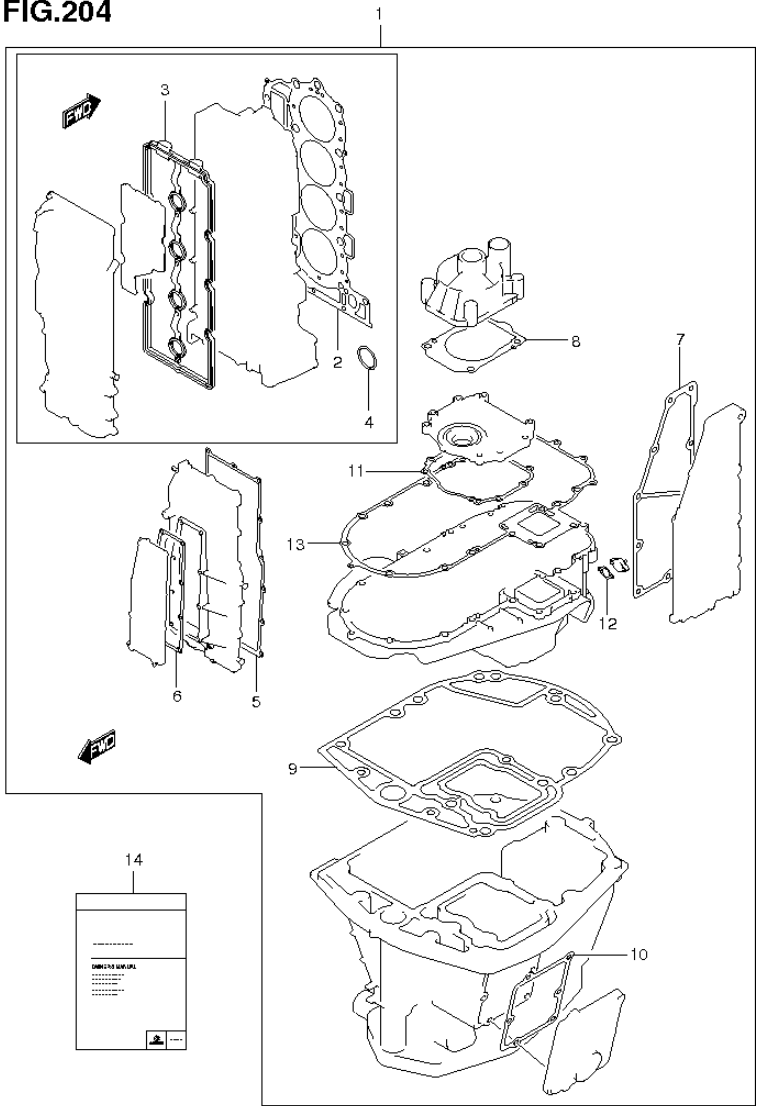


FIG. 204 (2-K-2) OPT:GASKET SET (DF175T E1)

REF NO.	PART NO.	DESCRIPTION	Q' TY	REMARKS
1	11400-96892	GASKET SET	1	OPT
2	11141-96J01	·GASKET, CYL HEAD	1	
3	11189-96J00	·GASKET, CYL HEAD COVER	1	
4	11318-96J00	·O RING, BALANCER OIL GALLERY	1	
5	11332-96J00	·GASKET, BALANCER COVER	1	
6	11342-96J00	·GASKET, BAL WTR JACKET COVER	1	
7	14151-96J00	·GASKET, EXH COVER	1	
8	17472-93J00	·GASKET, PUMP CASE PANEL	1	
9	11489-96J01	·GASKET, OIL PAN	1	
10	11552-96J00	·GASKET, WTR JACKET COVER	1	
11	51123-96J01	·GASKET, MOUNT OIL SEAL COVER	1	
12	51142-96J00	·GASKET, ENGINE HOLDER COVER	1	
13	51211-96J00	·GASKET, ENGINE HOLDER	1	
14-1	99011-96J10-054	MANUAL, OWNER'S	1	
14-2	99011-96J10-059	MANUAL, OWNER'S	1	

FIG.205

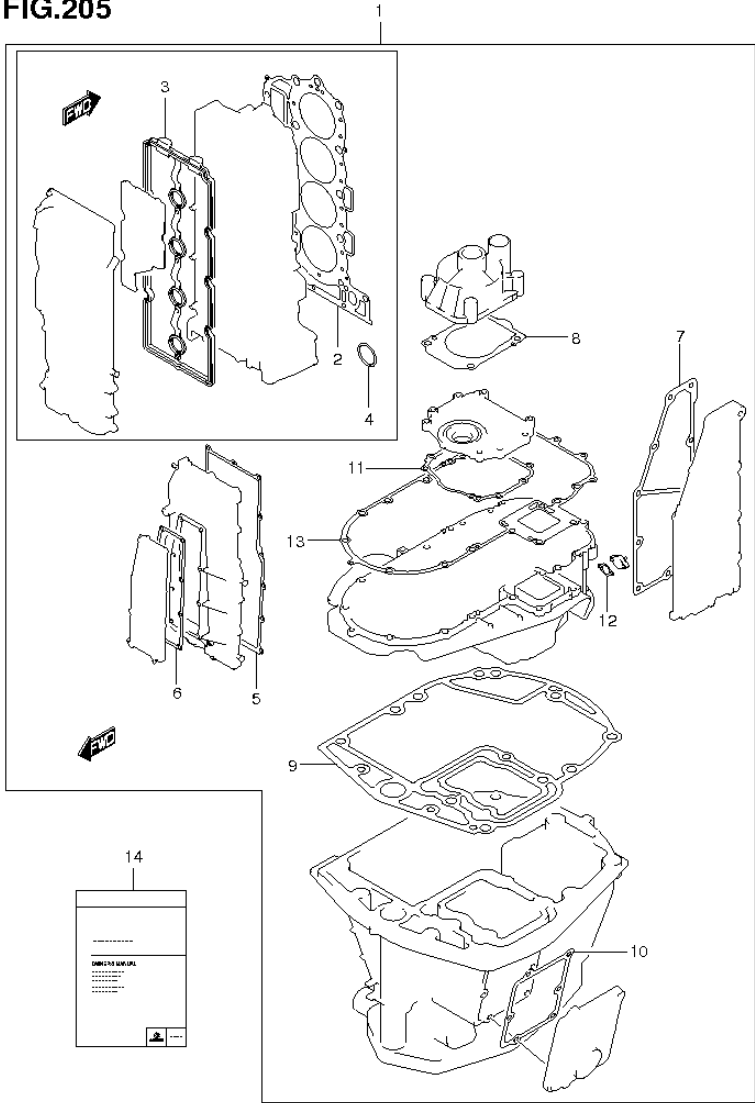


FIG. 205 (2-K-3) OPT:GASKET SET (DF175T E40)

REF NO.	PART NO.	DESCRIPTION	Q'TY	REMARKS
1	11400-96892	GASKET SET	1	OPT
2	11141-96J01	·GASKET, CYL HEAD	1	
3	11189-96J00	·GASKET, CYL HEAD COVER	1	
4	11318-96J00	·O RING, BALANCER OIL GALLERY	1	
5	11332-96J00	·GASKET, BALANCER COVER	1	
6	11342-96J00	·GASKET, BAL WTR JACKET COVER	1	
7	14151-96J00	·GASKET, EXH COVER	1	
8	17472-93J00	·GASKET, PUMP CASE PANEL	1	
9	11489-96J01	·GASKET, OIL PAN	1	
10	11552-96J00	·GASKET, WTR JACKET COVER	1	
11	51123-96J01	·GASKET, MOUNT OIL SEAL COVER	1	
12	51142-96J00	·GASKET, ENGINE HOLDER COVER	1	
13	51211-96J00	·GASKET, ENGINE HOLDER	1	
14	99011-96J10-059	MANUAL, OWNER'S	1	

FIG.206

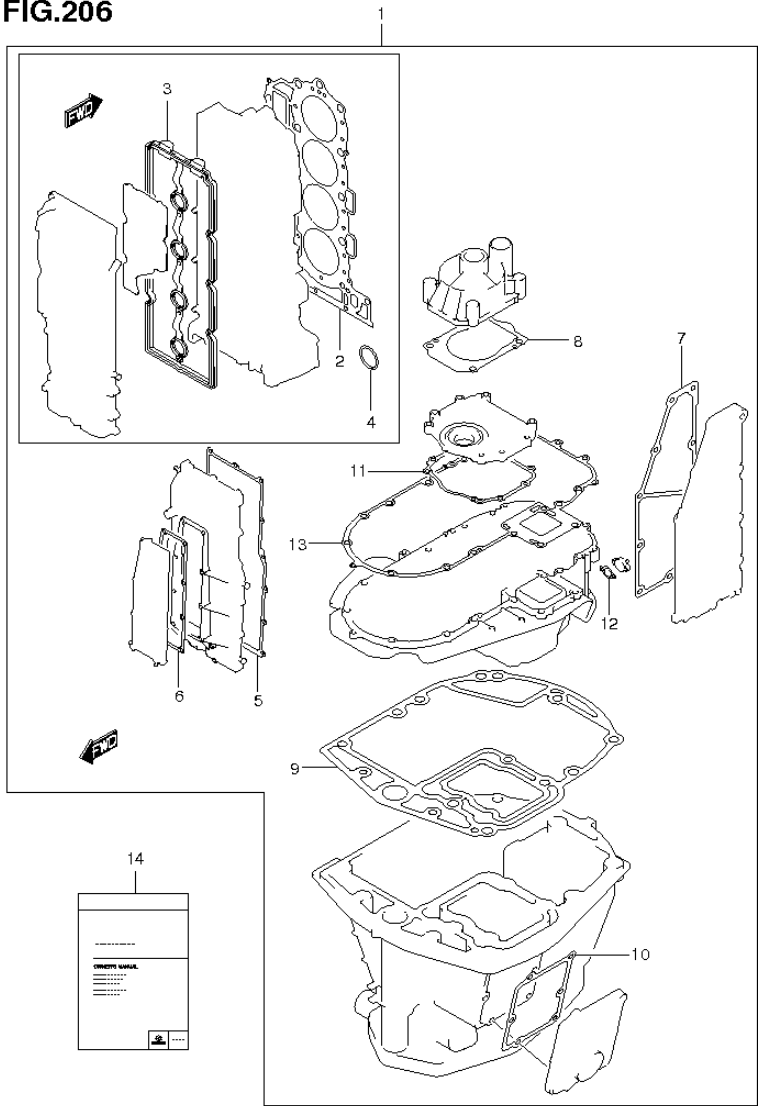


FIG. 206 (2-K-4) OPT:GASKET SET (DF175Z E1)

REF. NO.	PART NO.	DESCRIPTION	Q' TY	REMARKS
1	11400-96892	GASKET SET	1	OPT
2	11141-96J01	·GASKET, CYL HEAD	1	
3	11189-96J00	·GASKET, CYL HEAD COVER	1	
4	11318-96J00	·O RING, BALANCER OIL GALLERY	1	
5	11332-96J00	·GASKET, BALANCER COVER	1	
6	11342-96J00	·GASKET, BAL WTR JACKET COVER	1	
7	14151-96J00	·GASKET, EXH COVER	1	
8	17472-93J00	·GASKET, PUMP CASE PANEL	1	
9	11489-96J01	·GASKET, OIL PAN	1	
10	11552-96J00	·GASKET, WTR JACKET COVER	1	
11	51123-96J01	·GASKET, MOUNT OIL SEAL COVER	1	
12	51142-96J00	·GASKET, ENGINE HOLDER COVER	1	
13	51211-96J00	·GASKET, ENGINE HOLDER	1	
14-1	99011-96J10-054	MANUAL, OWNER'S	1	
14-2	99011-96J10-059	MANUAL, OWNER'S	1	

FIG.207

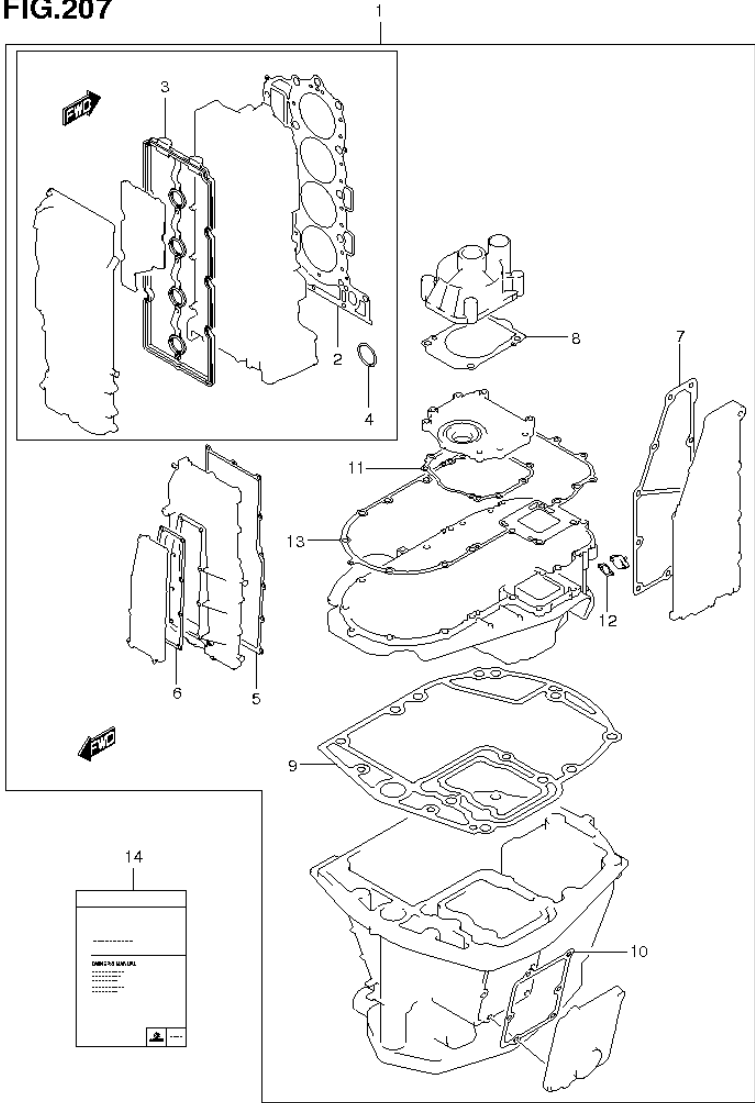


FIG. 207 (2-K-5) OPT:GASKET SET (DF175Z E40)

REF NO.	PART NO.	DESCRIPTION	Q'TY	REMARKS
1	11400-96892	GASKET SET	1	OPT
2	11141-96J01	·GASKET, CYL HEAD	1	
3	11189-96J00	·GASKET, CYL HEAD COVER	1	
4	11318-96J00	·O RING, BALANCER OIL GALLERY	1	
5	11332-96J00	·GASKET, BALANCER COVER	1	
6	11342-96J00	·GASKET, BAL WTR JACKET COVER	1	
7	14151-96J00	·GASKET, EXH COVER	1	
8	17472-93J00	·GASKET, PUMP CASE PANEL	1	
9	11489-96J01	·GASKET, OIL PAN	1	
10	11552-96J00	·GASKET, WTR JACKET COVER	1	
11	51123-96J01	·GASKET, MOUNT OIL SEAL COVER	1	
12	51142-96J00	·GASKET, ENGINE HOLDER COVER	1	
13	51211-96J00	·GASKET, ENGINE HOLDER	1	
14	99011-96J10-059	MANUAL, OWNER'S	1	

PART NO.	FIG.NO.-REF.NO.	PART NO.	FIG.NO.-REF.NO.	PART NO.	FIG.NO.-REF.NO.
10000		5-10		7-23	
		6-10		8-23	
		7-10		200-3	
		8-10		201-3	
		200-2		202-3	
11101-96J02	1-1	201-2		203-3	
	2-1	202-2		204-3	
	3-1	203-2		205-3	
	4-1	204-2		206-3	
	5-1	205-2		207-3	
11112-84400	6-1	206-2	11191-96J00	1-28	
	7-1	207-2		2-28	
	8-1	1-22		3-28	
	1-6	2-22		4-28	
	2-6	3-22		5-28	
	3-6	4-22		6-28	
	4-6	5-22	11170-96J10	7-28	
	5-6	6-22		8-28	
	6-6	7-22		63-1	
	7-6	8-22	11196-96J00	1-17	
	8-6	1-24	11261-93J00	2-17	
11115-93J10-001	1-2	2-24		3-17	
	2-2	3-24		4-17	
	3-2	4-24		5-17	
	4-2	5-24		6-17	
	5-2	6-24		7-17	
11116-93J01	6-2	7-24		8-17	
	7-2	8-24		9-11	
	8-2	1-30		30-4	
	1-7	2-30	11291-96J00	9-17	
	2-7	3-30	11292-96J00	30-9	
	3-7	4-30	11294-96J00	9-16	
	4-7	5-30	11300-96J10	9-1	
	5-7	6-30	11318-96J00	9-9	
	6-7	7-30		200-4	
11117-96J01 11119-96J00	7-7	8-30		201-4	
	8-7	93-12	11185-96J00	202-4	
	9-2	94-12		203-4	
	1-9	95-12		204-4	
	2-9	96-12		205-4	
	3-9	97-12		206-4	
	4-9	98-12		207-4	
	5-9	99-12	11330-96J10	11-1	
	6-9	100-12	11332-96J00	11-2	
	7-9	1-23		200-5	
11141-96J01	8-9	2-23		201-5	
	1-10	3-23		202-5	
	2-10	4-23		203-5	
	3-10	5-23		204-5	
	4-10	6-23		205-5	

PART NO.	FIG.NO.-REF.NO.	PART NO.	FIG.NO.-REF.NO.	PART NO.	FIG.NO.-REF.NO.
11340-96J00 11342-96J00	206-5		204-10		20-1
	207-5		205-10	12705-96J20	13-2
	11-4		206-10		14-2
	11-5		207-10		15-2
	200-6	12100-96810-025	10-6-2		16-2
	201-6	12100-96810-0A0	10-6-1	12705-96J30	17-2
	202-6	12100-96J01-050	10-14		18-2
	203-6	12111-96J01-0B0	10-1		19-2
	204-6	12140-96J00	10-2		20-2
	205-6	12140-96J00-050	10-15	12730-96J00	12-1
11382-93J00 11390-96J00 11400-96892	206-6	12151-96J00	10-3	12734-96J00	12-2
	207-6	12160-96J00	10-4	12740-96J00	17-4
	11-7	12221-96J10	10-7		18-4
	9-6	12242-96J00	10-10		19-4
	200-1	12300-85830	10-9-1		20-4
	201-1	12300-85830-012	10-9-2	12748-96J00	13-3
	202-1	12300-96810-0BA	10-8-6		14-3
	203-1	12300-96810-0CA	10-8-7		15-3
	204-1	12300-96810-0DA	10-8-8		16-3
	205-1	12300-96810-0EA	10-8-9		17-3
11430-96J00 11489-96J01	206-1	12300-96810-0FA	10-8-10		18-3
	207-1	12340-96J00-0B0	10-8-1		19-3
	67-1	12340-96J00-0C0	10-8-2		20-3
	67-8	12340-96J00-0D0	10-8-3	12749-93J00	13-5
	200-9	12340-96J00-0E0	10-8-4		14-5
	201-9	12340-96J00-0F0	10-8-5		15-5
	202-9	12600-96J00	11-9-1		16-5
	203-9	12600-96J01	11-9-2		17-6
	204-9	12605-96J01	11-13-1		18-6
	205-9	12632-96J00	65-1		19-6
11501-96J01-0EP 11510-96J03	206-9	12643-96J00	11-10		20-6
	207-9	12644-96J00	11-11	12753-93J00	17-7
	67-9	12645-96J00	11-14		18-7
	22-6	12650-96J00	11-15-1		19-7
	23-6	12650-96J01	11-15-2		20-7
	24-6	12660-96J02	11-13-2	12761-96J00	12-8
	25-6	12662-96J00	11-22	12772-96J00	12-9
	26-6	12665-96J00	11-16	12810-96J00	12-11
	27-6	12670-96J00	11-24	12812-90J00	12-13
	28-6	12671-96J01	11-25	12813-73G00	12-12
11540-96J01 11543-96J00 11544-96J00 11550-96J00-0EP 11552-96J00	29-6	12672-96J01	11-26	12831-93J01	12-15
	67-3	12673-96J00	11-28	12891-93J00	13-10
	67-6	12695-96J00	11-29		14-10
	67-10	12701-96J20	13-1		15-10
	67-15		14-1		16-10
	67-16		15-1		17-12
	200-10		16-1		18-12
	201-10	12701-96J30	17-1		19-12
	202-10		18-1		20-12
	203-10		19-1	12892-93J00-218	13-11-1



PART NO.	FIG.NO.-REF.NO.	PART NO.	FIG.NO.-REF.NO.	PART NO.	FIG.NO.-REF.NO.
	14-11-1		16-11-7		18-13-13
	15-11-1		17-13-7		19-13-13
	16-11-1		18-13-7		20-13-13
	17-13-1		19-13-7	12892-93J00-250	13-11-14
	18-13-1		20-13-7		14-11-14
12892-93J00-220	19-13-1	12892-93J00-235	13-11-8		15-11-14
	20-13-1		14-11-8		16-11-14
	13-11-2		15-11-8		17-13-14
	14-11-2		16-11-8		18-13-14
	15-11-2		17-13-8		19-13-14
	16-11-2		18-13-8		20-13-14
	17-13-2		19-13-8	12892-93J00-253	13-11-15
	18-13-2		20-13-8		14-11-15
	19-13-2	12892-93J00-238	13-11-9		15-11-15
12892-93J00-223	20-13-2		14-11-9		16-11-15
	13-11-3		15-11-9		17-13-15
	14-11-3		16-11-9		18-13-15
	15-11-3		17-13-9		19-13-15
	16-11-3		18-13-9		20-13-15
	17-13-3		19-13-9	12892-93J00-255	13-11-16
	18-13-3		20-13-9		14-11-16
	19-13-3	12892-93J00-240	13-11-10		15-11-16
	20-13-3		14-11-10		16-11-16
12892-93J00-225	13-11-4		15-11-10		17-13-16
	14-11-4		16-11-10		18-13-16
	15-11-4		17-13-10		19-13-16
	16-11-4		18-13-10	12892-93J00-258	20-13-16
	17-13-4		19-13-10		13-11-17
	18-13-4		20-13-10		14-11-17
	19-13-4	12892-93J00-243	13-11-11		15-11-17
12892-93J00-228	20-13-4		14-11-11		16-11-17
	13-11-5		15-11-11		17-13-17
	14-11-5		16-11-11		18-13-17
	15-11-5		17-13-11		19-13-17
	16-11-5		18-13-11		20-13-17
	17-13-5		19-13-11	12892-93J00-260	13-11-18
	18-13-5		20-13-11		14-11-18
	19-13-5	12892-93J00-245	13-11-12		15-11-18
	20-13-5		14-11-12		16-11-18
12892-93J00-230	13-11-6		15-11-12		17-13-18
	14-11-6		16-11-12		18-13-18
	15-11-6		17-13-12		19-13-18
	16-11-6		18-13-12		20-13-18
	17-13-6		19-13-12	12892-93J00-263	13-11-19
	18-13-6		20-13-12		14-11-19
	19-13-6	12892-93J00-248	13-11-13		15-11-19
12892-93J00-233	20-13-6		14-11-13		16-11-19
	13-11-7		15-11-13		17-13-19
	14-11-7		16-11-13		18-13-19
	15-11-7		17-13-13		19-13-19

PART NO.	FIG.NO.-REF.NO.	PART NO.	FIG.NO.-REF.NO.	PART NO.	FIG.NO.-REF.NO.
	20-13-19		14-11-26		16-11-32
12892-93J00-265	13-11-20		15-11-26		17-13-32
	14-11-20		16-11-26		18-13-32
	15-11-20		17-13-26		19-13-32
	16-11-20		18-13-26		20-13-32
	17-13-20		19-13-26	12892-93J00-298	13-11-33
	18-13-20		20-13-26		14-11-33
	19-13-20	12892-93J00-283	13-11-27		15-11-33
	20-13-20		14-11-27		16-11-33
12892-93J00-268	13-11-21		15-11-27		17-13-33
	14-11-21		16-11-27		18-13-33
	15-11-21		17-13-27		19-13-33
	16-11-21		18-13-27		20-13-33
	17-13-21		19-13-27	12892-93J00-300	13-11-34
	18-13-21		20-13-27		14-11-34
12892-93J00-270	19-13-21	12892-93J00-285	13-11-28		15-11-34
	20-13-21		14-11-28		16-11-34
	13-11-22		15-11-28		17-13-34
	14-11-22		16-11-28		18-13-34
	15-11-22		17-13-28		19-13-34
	16-11-22		18-13-28		20-13-34
	17-13-22		19-13-28	12911-93J00	13-12
	18-13-22		20-13-28		14-12
	19-13-22	12892-93J00-288	13-11-29		15-12
12892-93J00-273	20-13-22		14-11-29		16-12
	13-11-23		15-11-29		17-14
	14-11-23		16-11-29		18-14
	15-11-23		17-13-29		19-14
	16-11-23		18-13-29		20-14
	17-13-23		19-13-29	12915-93J00	13-13
	18-13-23		20-13-29		15-13
	19-13-23	12892-93J00-290	13-11-30		17-15
12892-93J00-275	20-13-23		14-11-30		19-15
	13-11-24		15-11-30	12915-93J50	14-13
	14-11-24		16-11-30		16-13
	15-11-24		17-13-30		18-15
	16-11-24		18-13-30		20-15
	17-13-24		19-13-30	12921-93J10	13-14
	18-13-24		20-13-30		14-14
	19-13-24	12892-93J00-293	13-11-31		15-14
12892-93J00-278	20-13-24		14-11-31		16-14
	13-11-25		15-11-31		17-16
	14-11-25		16-11-31		18-16
	15-11-25		17-13-31		19-16
	16-11-25		18-13-31		20-16
	17-13-25		19-13-31	12931-78G00	13-15
	18-13-25		20-13-31		14-15
	19-13-25	12892-93J00-295	13-11-32		15-15
	20-13-25		14-11-32		16-15
12892-93J00-280	13-11-26		15-11-32		17-17

PART NO.	FIG.NO.-REF.NO.	PART NO.	FIG.NO.-REF.NO.	PART NO.	FIG.NO.-REF.NO.
12932-24400	18-17	13580-93J01	111-1	15190-96J21	50-1
	19-17		112-1		52-1
	20-17		113-1		54-1
	13-16		114-1		47-2
	14-16		115-1		48-2
12933-69G10	15-16	13650-52G00 13655-87J00 13710-96J00	116-1	15192-96J11	49-2
	16-16		117-1		50-2
	17-18		118-1		51-2
	18-18		102-1		52-2
	19-18		102-2		53-2
	20-18		22-1		54-2
	13-17		23-1		47-5
	14-17		24-1		48-5
	15-17		25-1		49-5
	16-17		26-1		50-5
13110-96J00 13119-96J00 13125-96J00 13144-96J00	17-19	13730-96J01 13810-96J00	27-1	15193-96J11	51-5
	18-19		28-1		52-5
	19-19		29-1		53-5
	20-19		21-23		54-5
	21-19		22-3		47-6
	21-20		23-3		48-6
	21-21		24-3		49-6
	47-23		25-3		50-6
	48-23		26-3		51-6
	49-23		27-3		52-6
13162-93J00 13254-01010	50-23	13813-96J00	28-3	15194-96J11	53-6
	51-23		29-3		54-6
	52-23		22-2		47-7
	53-23		23-2		48-7
	54-23		24-2		49-7
	21-2		25-2		50-7
	31-12		26-2		51-7
	32-12		27-2		52-7
	33-12		28-2		53-7
	34-12		29-2		54-7
13300-96J00 13315-96J00 13370-96J00	35-12	14141-96J00 14151-96J00	30-1	15198-96J00 15200-96J00	64-19
	36-12		30-2		31-4
	37-12		200-7		33-4
	38-12		201-7		35-4
	21-22		202-7		37-4
	21-32		203-7	15200-96J10	32-4
	31-2		204-7		34-4
	32-2		205-7		36-4
	33-2		206-7		38-4
	34-2		207-7		47-8
13510-96J00	35-2	15100-96J0V	47-1		48-8
	36-2		49-1		49-8
	37-2		51-1		50-8
	38-2		53-1		51-8
	64-1		48-1		52-8

PART NO.	FIG.NO.-REF.NO.	PART NO.	FIG.NO.-REF.NO.	PART NO.	FIG.NO.-REF.NO.
15410-98500	53-8	15626-96J00	31-6		33-11
	54-8		32-6		34-11
	31-22		33-6		35-11
	32-22		34-6		36-11
	33-22		35-6		37-11
15419-87J00	34-22	15628-99E00	36-6	15660-96J11	38-11
	35-22		37-6		31-21
	36-22		38-6		32-21
	37-22		31-7		33-21
	38-22		32-7		34-21
	47-9		33-7		35-21
	48-9		34-7		36-21
	49-9		35-7		37-21
	50-9		36-7		38-21
	51-9		37-7	15681-87L00	39-2
15421-96J00	52-9	15629-99E10	38-7		40-2
	53-9		31-8		41-2
	54-9		32-8		42-2
	47-11		33-8		43-2
	48-11		34-8		44-2
	49-11		35-8		45-2
	50-11		36-8	15681-96J11	46-2
	51-11		37-8		39-3
	52-11		38-8		40-3
	53-11	15641-96J00	31-9		41-3
15422-96J00	54-11		32-9		42-3
	47-12		33-9		43-3
	48-12		34-9		44-3
	49-12		35-9		45-3
	50-12		36-9		46-3
	51-12	15642-90J00	37-9	15683-87J00	31-16
	52-12		38-9		32-16
	53-12		31-10		33-16
	54-12		32-10		34-16
	39-1-1		33-10		35-16
15440-96J01	41-1		34-10		36-16
	43-1		35-10		37-16
	45-1		36-10		38-16
	40-1		37-10	15690-96J01	31-36
	42-1		38-10		32-36
	44-1	15647-93J00	31-5		33-36
	46-1		33-5		34-36
	31-1		35-5		35-36
15600-96J01	33-1		37-5		36-36
	35-1	15647-93J10	32-5		37-36
	37-1		34-5		38-36
	32-1		36-5	15710-96J00	39-4
	34-1		38-5		40-4
	36-1		31-11		41-4
	38-1		32-11		42-4

PART NO.	FIG.NO.-REF.NO.	PART NO.	FIG.NO.-REF.NO.	PART NO.	FIG.NO.-REF.NO.
15717-16G00	43-4	15790-96J00	41-9	15852-96J00	39-35
	44-4		42-9		40-35
	45-4		43-9		41-35
	46-4		44-9		42-35
	39-5		45-9		43-35
15751-96J00	40-5	15830-77EA0	46-9	16113-96J00	44-35
	41-5		39-10		45-35
	42-5		40-10		46-35
	43-5		41-10		65-2
	44-5		42-10		65-3
15760-93J00	45-5	15830-90J00	43-10	16551-93J00	66-1
	46-5		44-10		130-2
	39-6		45-10		65-4
	40-6		46-10		66-2
	41-6		39-11		66-3
15762-90J00	42-6	15831-96J00	41-11	16910-96J01	17-9
	43-6		43-11		18-9
	44-6		45-11		19-9
	45-6		40-28		20-9
	46-6		42-28		13-7
15762-93J00	31-14	15832-93J00	44-28	17411-96J00	14-7
	32-14		46-28		15-7
	33-14		39-12		16-7
	34-14		40-12		17-10
	35-14		41-12		18-10
15762-93J10	36-14	15831-96J00	42-12	16930-96J00	19-10
	37-14		43-12		20-10
	38-14		44-12		13-8
	40-18		45-12		14-8
	42-18		46-12		15-8
15762-93J00	44-18	15832-93J00	47-13	17400-96J01	16-8
	46-18		48-13		67-22
	39-7		49-13		67-23
	41-7		50-13		55-17
	43-7		51-13		56-17
15770-96J00	45-7	15851-96J00	52-13	17413-96J01	57-17
	40-7		53-13		58-17
	42-7		54-13		59-17
	44-7		40-11		60-17
	46-7		42-11		61-17
15773-90J00	39-8	15851-96J00	44-11	17413-96J01	62-17
	40-8		46-11		55-1
	41-8		39-13		56-1
	42-8		40-13		57-1
	43-8		41-13		58-1
15773-90J00	44-8	15851-96J00	42-13	17413-96J01	59-1
	45-8		43-13		60-1
	46-8		44-13		61-1
	39-9		45-13		62-1
	40-9		46-13		55-2

PART NO.	FIG.NO.-REF.NO.	PART NO.	FIG.NO.-REF.NO.	PART NO.	FIG.NO.-REF.NO.	
17413-96J11	57-2	17561-96J10	58-7-1	17631-93J30	59-11-1	
	59-2		59-7-1		60-11-1	
	61-2		60-7-1		61-11-1	
	56-2		61-7-1		62-11-1	
	58-2		62-7-1		55-11-2	
17416-96J00	60-2	17562-93J00	55-7-2	17632-93J20	56-11-2	
	62-2		56-7-2		57-11-2	
	55-3		57-7-2		58-11-2	
	56-3		58-7-2		59-11-2	
	57-3		59-7-2		60-11-2	
17461-90J01	58-3	17563-93J00	60-7-2	17660-90J00	61-11-2	
	59-3		61-7-2		62-11-2	
	60-3		62-7-2		55-12-1	
	61-3		55-8		56-12-1	
	62-3		56-8		57-12-1	
17471-93J01	55-4	17564-93J00	57-8	17670-90J10	58-12-1	
	56-4		58-8		59-12-1	
	57-4		59-8		60-12-1	
	58-4		60-8		61-12-1	
	59-4		61-8		62-12-1	
17471-93J11	60-4	17566-87D11	62-8	17914-93J00	55-12-2	
	61-4		55-9		56-12-2	
	62-4		56-9		57-12-2	
	55-5		57-9		58-12-2	
	57-5		58-9		59-12-2	
17472-93J00	59-5	17611-90J00-0EP	59-9	17631-93J20	60-12-2	
	61-5		60-9		61-12-2	
	56-5		61-9		62-12-2	
	58-5		62-9		63-5	
	60-5		55-10		63-6-2	
17560-96J00	62-5	17631-93J20	56-10	17914-93J00	63-6-1	
	55-6		57-10		17680-96J00	63-7-2
	56-6		58-10		17681-96J00	63-7-1
	57-6		59-10		17913-93J00	67-18
	58-6		60-10			147-11
17560-96J00	59-6	17611-90J00-0EP	61-10	17631-93J20	148-11	
	60-6		62-10		149-11	
	61-6		139-6		150-11	
	62-6		140-6		151-11	
	200-8		141-9		152-11	
17560-96J00	201-8	17611-90J00-0EP	142-9	17631-93J20	153-11	
	202-8		143-6		154-11	
	203-8		144-6		67-19	
	204-8		145-9		147-12	
	205-8		146-9		148-12	
17560-96J00	206-8	17611-90J00-0EP	63-2	17631-93J20	149-12	
	207-8		55-11-1		150-12	
	55-7-1		56-11-1		151-12	
	56-7-1		57-11-1		152-12	
	57-7-1		58-11-1		153-12	



PART NO.	FIG.NO.-REF.NO.	PART NO.	FIG.NO.-REF.NO.	PART NO.	FIG.NO.-REF.NO.
	43-37		96-4	33920-96JA0	111-14
	44-37		97-4		113-14
	45-37		98-4		115-14
	46-37		99-4		117-14
			100-4	33920-96JB0	112-14
30000		32160-87L00	93-5		114-14
			94-5		116-14
			95-5		118-14
			96-5	33925-93J00	111-15
			97-5		112-15
	31100-96J01		98-5		113-15
	31111-94900		99-5		114-15
	31123-94900		100-5		115-15
	31131-90J01	32800-96J00	101-1		116-15
	31133-90J00	32805-96J00	101-2		117-15
	31133-94900	32890-96J00	101-3		118-15
	31135-90J00	33220-58J20	93-7	34100-93J00	181-3-1
	31135-94900		94-7	34100-93J11	181-3-2
	31136-90J10		95-7	34100-93J20	181-3-3
	31151-94J00		96-7	34100-93J31	181-3-4
	31152-90J00		97-7	34100-93J40	181-3-5
	31153-90J00		98-7	34100-93J51	181-3-6
	31171-96J00		99-7	34100-93J60	181-3-7
	31173-90J01		100-7	34100-98J11	182-1-1
	31173-94910	33410-93J00	101-8	34100-98J41	182-1-2
	31191-96J00	33634-96J00	103-8	34112-98J00	182-2
	31220-94J00		104-8		182-4
	31281-92J00		105-8	34190-87D00	181-23
	31310-90J00		106-8	34190-95500	181-24
	31311-94900		107-8	34191-92E00	181-5
	31320-93J00		108-8		181-17
	31341-93J00		109-8	34200-93J00	173-3-1
	31343-90J00		110-8		174-3-1
	31344-90J00	33799-97E00	129-10		175-3-1
	31360-93J01	33810-96J00	103-1		176-3-1
	31912-96J00		104-1		177-3-1
	31913-93J00		105-1		178-3-1
	31914-93J00		106-1		179-3-1
	31918-90J10		107-1		180-3-1
	32102-96J02		108-1		181-20-1
			109-1	34200-93J11	173-3-2
			110-1		174-3-2
		33830-96J00	183-9		175-3-2
			184-9		176-3-2
			185-9		177-3-2
			186-9		178-3-2
			187-9		179-3-2
			188-9		180-3-2
			189-9		181-20-2
32120-96J00	95-4		190-9	34200-98J13	182-3

PART NO.	FIG.NO.-REF.NO.	PART NO.	FIG.NO.-REF.NO.	PART NO.	FIG.NO.-REF.NO.
34300-93J00	181-10-1	36610-96J40	103-7		109-21
34300-93J11	181-10-2		104-7		110-21
34300-98J00	182-5-1		105-7	36620-93J02	172-54-1
34300-98J10	182-5-2		106-7	36620-93J10	183-1-1
34310-92E00	181-11	36610-96J50	107-7		184-1-1
34360-92E00	181-12		108-7		185-1-1
34500-93J00	181-14-1		109-7		186-1-1
34500-93J11	181-14-2		110-7		187-1-1
34600-93J00	181-8-1	36612-96J00	103-17		188-1-1
34600-93J11	181-8-2		104-17		189-1-1
34600-98J00	182-7-1		105-17		190-1-1
34600-98J10	182-7-2		106-17	36620-93J30	183-2
34650-93J20	181-16-1		107-17		184-2
34650-93J31	181-16-2		108-17		185-2
34660-96J00	183-5		109-17		186-2
	184-5		110-17		187-2
	185-5	36615-96300	173-4		188-2
	186-5		174-4		189-2
	187-5		175-4		190-2
	188-5		176-4	36620-93J40	183-1-2
	189-5		177-4		184-1-2
34800-93J00	190-5		178-4		185-1-2
	173-1-1		179-4		186-1-2
	174-1-1		180-4		187-1-2
	175-1-1		181-7		188-1-2
	176-1-1		181-21		189-1-2
	177-1-1		191-4		190-1-2
	178-1-1	36616-96J00	103-3	36620-93J52	172-54-2
	179-1-1		104-3	36620-93J62	172-54-3
	180-1-1		105-3	36625-93J00	103-29-1
	181-1-1		106-3		104-29-1
34800-93J11	173-1-2		107-3		105-29-1
	174-1-2		108-3		106-29-1
	175-1-2		109-3		107-29-1
	176-1-2		110-3		108-29-1
	177-1-2	36617-93J00	103-20		109-29-1
	178-1-2		104-20		110-29-1
	179-1-2		105-20	36625-93J10	103-29-2
	180-1-2		106-20		104-29-2
	181-1-2		107-20		105-29-2
34800-98J10	182-9		108-20		106-29-2
34801-99E04	102-3		109-20		107-29-2
34815-98J00	182-6		110-20		108-29-2
	182-8	36617-93J10	102-11		109-29-2
	182-10	36617-96J00	103-21		110-29-2
34830-87J20	102-8		104-21	36628-92E00	172-3
	102-9		105-21	36646-93J00	172-2
34921-98J00	191-1		106-21	36661-93J00	191-16
34921-98J10	191-9		107-21	36661-98J00	191-3
34922-98J02	191-2		108-21	36662-98J00	191-10-1

PART NO.	FIG.NO.-REF.NO.	PART NO.	FIG.NO.-REF.NO.	PART NO.	FIG.NO.-REF.NO.
36662-98J10	191-10-2		127-2	37141-99E50	172-5-6
36663-98J00	191-11-1		127-26		192-6-6
36663-98J10	191-11-2		128-23		192-17-6
36664-98J00	191-6		131-22		192-27-6
36664-98J10	191-13		132-22	37141-99E60	172-5-7
36665-98J00	191-7		133-22		192-6-7
36666-98J00	191-14		134-22		192-17-7
36666-98J10	191-8		135-22		192-27-7
36667-98J00	191-15		136-22	37141-99E70	172-5-8
36721-96J00	103-11		137-22		192-6-8
	104-11		138-22		192-17-8
	105-11	36895-87D10	128-25		192-27-8
	106-11		131-9	37141-99E80	172-5-9
	107-11		132-9		192-6-9
	108-11		133-9		192-17-9
	109-11		134-9		192-27-9
36737-96J00	110-11		135-9	37141-99E90	172-5-10
	103-10		136-9		192-6-10
	104-10		137-9		192-17-10
	105-10		138-9		192-27-10
	106-10	37100-96J00	192-1	37141-99EA0	172-5-11
	107-10	37100-96J13	192-15		192-6-11
	108-10	37100-96J23	192-25		192-17-11
	109-10	37110-93J00	172-4		192-27-11
	110-10		192-5	37141-99EB0	172-5-12
36738-96J00	103-12		192-16		192-6-12
	104-12		192-26		192-17-12
	105-12	37139-99E00	192-2		192-27-12
	106-12	37139-99E10	192-21	37143-99E00	172-6
	107-12	37139-99E20	192-31		192-7
	108-12	37141-99E00	172-5-1		192-18
	109-12		192-6-1		192-28
36890-93J00	110-12		192-17-1	37149-93J00	172-7
	195-16		192-27-1		192-8
	197-23	37141-99E10	172-5-2		192-19
36890-93J10	193-15		192-6-2		192-29
36894-87D00	120-2		192-17-2	37210-93J00	192-13
	120-26		192-27-2	37212-93J00	192-14
	121-2	37141-99E20	172-5-3	37220-92E00	193-16
	121-26		192-6-3	37721-92E10	194-11
	122-2		192-17-3	37721-93J00	111-5
	122-26		192-27-3		112-5
	123-2	37141-99E30	172-5-4		113-5
	123-26		192-6-4		114-5
	124-2		192-17-4		115-5
	124-26		192-27-4		116-5
	125-2	37141-99E40	172-5-5		117-5
	125-26		192-6-5		118-5
	126-2		192-17-5	37721-93J90	172-8
	126-26		192-27-5	37721-95500	196-11

PART NO.	FIG.NO.-REF.NO.	PART NO.	FIG.NO.-REF.NO.	PART NO.	FIG.NO.-REF.NO.
	198-12		113-12	41111-96J21-0EP	119-1
37722-93J11	111-10		114-12	41118-96J00	102-18
	112-10		115-12	41121-96J11-0EP	119-2
	113-10		116-12	41130-92J01	119-3
	114-10		117-12	41135-92J00	119-4
	115-10		118-12	41153-93J00	119-6
	116-10	38415-93J00	111-13	41155-93J02	119-11
	117-10		112-13	41161-94400	171-1
	118-10		113-13	41220-96J10	120-15
37725-96J00	111-8		114-13		121-15
	112-8		115-13		122-15
	113-8		116-13		123-15
	114-8		117-13		124-15
	115-8		118-13		125-15
	116-8	38500-93J00	183-4		126-15
	117-8		184-4		127-15
37729-93J00	118-8		185-4	41224-95E01	120-17
	111-2		186-4		121-17
	112-2		187-4		122-17
	113-2		188-4		123-17
	114-2		189-4		124-17
	115-2		190-4		125-17
	116-2	38500-93J90	172-12		126-17
	117-2		192-3		127-17
	118-2		192-23	41230-96J00	120-18
37803-93J03	192-9		192-33		121-18
37805-93J00	192-11	38860-76F01	103-13		122-18
37820-93J03	172-9		103-14		123-18
	192-30		104-13		124-18
37820-93J93	192-20		104-14		125-18
37820-99E01	102-10		105-13		126-18
37823-92E01	172-10		105-14	41233-95E10	127-18
37825-99E00	192-10		106-13		120-19
37850-90J05	172-11		106-14		121-19
37850-92E26	197-5		107-13		122-19
37850-93J10	193-4		107-14		123-19
	195-4		108-13		124-19
37850-99E04	111-9		108-14		125-19
	112-9		109-13		126-19
	113-9		109-14		127-19
	114-9		110-13	41234-96J10	120-16
	115-9		110-14		121-16
	116-9				122-16
	117-9				123-16
	118-9				124-16
37855-99E00	192-12				125-16
37859-90J00	172-53				126-16
38100-96J00	129-1	40000			127-16
38410-93J12	111-12			43111-96J00-0EP	120-3-1
	112-12				121-3-1

PART NO.	FIG.NO.-REF.NO.	PART NO.	FIG.NO.-REF.NO.	PART NO.	FIG.NO.-REF.NO.
	122-3-1	48144-93J00	119-15		202-12
	123-3-1	48145-93J00	119-17		203-12
	124-3-1	48311-96J00	128-15		204-12
	125-3-1	48321-87D03	128-16		205-12
	126-3-1	48326-95E00	128-17		206-12
43111-96J10-0EP	127-3-1	48401-96J01	128-2		207-12
	120-3-2	48405-87D00	128-9	51161-96J00-0EP	130-19
	121-3-2	48502-96J03	129-12-1	51162-96J00	130-20
	122-3-2	48502-96J04	129-12-2	51170-96J00	130-22
	123-3-2	48503-96J01	128-1-1	51211-96J00	130-3
	124-3-2	48503-96J02	128-1-2		200-13
	125-3-2	48570-95E00	128-11-1		201-13
	126-3-2	48570-95E01	128-11-2		202-13
	127-3-2	48572-95E00	128-12		203-13
43117-96J00	102-15	48582-95E01	129-13		204-13
43118-96J00	102-17	48583-95E00	129-15		205-13
43211-93J00	120-4	48585-95E00	129-16		206-13
	121-4	48588-94900	129-17		207-13
	122-4	48601-94900	128-3	52111-96J00-0EP	131-1-1
	123-4	48615-97E00	128-10		132-1-1
	124-4	48627-95E00	128-4		133-1-1
	125-4	48630-96J01	128-5-1		134-1-1
	126-4	48630-96J02	128-5-2		135-1-1
	127-4	48633-94900	128-6		136-1-1
43711-97E00	120-5	48641-96J01	128-7		137-1-1
	121-5	48650-94900	128-8		138-1-1
	122-5	48861-92J00	128-13	52111-96J10-0EP	131-1-2
	123-5	48862-92J00	129-18		132-1-2
	124-5	48862-92J10	129-19		133-1-2
	125-5	48864-96J00	129-14		134-1-2
	126-5	51111-96J00-0EP	130-1		135-1-2
43750-96J01-0EP	127-5	51115-90J00	130-4-1		136-1-2
	120-6-1	51115-90J10	130-4-2		137-1-2
	121-6-1	51120-96J00	130-8		138-1-2
	122-6-1	51122-96J01	130-9	54112-96J01	130-31
	123-6-1	51123-96J01	130-12	54121-96J01	130-29
	124-6-1		200-11	54122-96J00	130-38
	125-6-1		201-11	54127-96J00	130-37
	126-6-1		202-11	54130-96J01	130-30
	127-6-1		203-11	54137-93J02	130-34
43750-96J11-0EP	120-6-2		204-11	54151-96J01	131-11
	121-6-2		205-11		132-11
	122-6-2		206-11		133-11
	123-6-2		207-11		134-11
	124-6-2	51124-93J00	130-10		135-11
	125-6-2	51125-93J00	130-11		136-11
	126-6-2	51140-96J00	130-16		137-11
	127-6-2	51142-96J00	130-17		138-11
48121-92J00	128-14		200-12	54160-96J01	131-12
48140-93J00	119-14		201-12		132-12

PART NO.	FIG.NO.-REF.NO.	PART NO.	FIG.NO.-REF.NO.	PART NO.	FIG.NO.-REF.NO.
	133-12		143-16		141-17
	134-12		144-16		142-17
	135-12		145-19		143-14
	136-12		146-19		144-14
	137-12	55128-93J10	139-10		145-17
54167-96J00	138-12		140-10		146-17
	131-23		141-13	55333-87D10	139-15
	132-23		142-13		140-15
	133-23		143-10		141-18
	134-23		144-10		142-18
	135-23		145-13		143-15
	136-23		146-13		144-15
	137-23	55320-94900	119-12		145-18
	138-23	55320-95311	139-12		146-18
54211-96J01	131-13		140-12	56120-93J02-0EP	84-26-1
	132-13		141-15		85-26-1
	133-13		142-15		88-26-1
	134-13		143-12		89-26-1
	135-13		144-12	56120-93J03-0EP	84-26-2
	136-13		145-15		85-26-2
	137-13		146-15		88-26-2
54221-96J00-0EP	138-13	55321-87J00	1-19		89-26-2
	131-14		2-19	56120-93J12-0EP	86-27-1
	132-14		3-19		87-27-1
	133-14		4-19		90-27-1
	134-14		5-19		91-27-1
	135-14		6-19	56120-93J13-0EP	86-27-2
	136-14		7-19		87-27-2
	137-14		8-19		90-27-2
	138-14		9-13		91-27-2
55110-93J20-0EP	139-1		30-6	56123-93J00	84-31
	140-1		120-13-1		85-31
	143-1		121-13-1		86-32
	144-1		122-13-1		87-32
55110-93J30-0EP	141-1		123-13-1		88-31
	142-1		124-13-1		89-31
	145-1		125-13-1		90-32
55125-98J00-0EP	146-1		126-13-1		91-32
	139-8		127-13-1	56130-93J01	84-35
	140-8	55321-87J10	120-13-2		85-35
	141-11		121-13-2		86-36
	142-11		122-13-2		87-36
	143-8		123-13-2		88-35
	144-8		124-13-2		89-35
	145-11		125-13-2		90-36
	146-11		126-13-2		91-36
55127-87D00	139-16		127-13-2	56140-93J01	84-38
	140-16	55321-94910	119-18		85-38
	141-19	55332-87D11	139-14		88-38
	142-19		140-14		89-38

PART NO.	FIG.NO.-REF.NO.	PART NO.	FIG.NO.-REF.NO.	PART NO.	FIG.NO.-REF.NO.
56140-93J10	86-39	57300-96820	88-6	57632-93J11	139-22-1
	87-39		89-6		140-22-1
	90-39		86-6		141-25-1
	91-39		87-6		142-25-1
56145-93J00	141-3	57500-87852	90-6	57632-93L00	143-22-1
	142-3		91-6		144-22-1
57110-96J30	145-3		84-13		145-25-1
	146-3		85-13		146-25-1
	84-1-2		88-13		139-22-2
	85-1-2		89-13		140-22-2
	86-1-2	57500-87861	84-10		141-25-2
	87-1-2		85-10		142-25-2
	88-1-2		88-10		143-22-2
	89-1-2		89-10		144-22-2
	90-1-2	57610-93J00	84-17	57633-87D30	145-25-2
	91-1-2		85-17		146-25-2
	84-1-1		88-17		139-23
	85-1-1		89-17		140-23
57110-96J40	86-1-1	57610-93J20	86-15	58200-93J00	141-26
	87-1-1		87-15		142-26
	88-1-1		90-15		143-23
	89-1-1		91-15		144-23
	90-1-1	57621-93J10	84-18	58105-93J00	145-26
	91-1-1		85-18		146-26
	131-7		88-18		139-21
	132-7		89-18		140-21
57130-87D10	133-7	57621-93J20	86-16		141-24
	134-7		87-16		142-24
	135-7		90-16		143-21
	136-7		91-16		144-21
	137-7	57622-93J00	86-23	58200-93J00	145-24
	138-7		87-23		146-24
	84-2		90-23		139-20-1
	85-2		91-23		140-20-1
	86-2	57630-92E00	139-27	58200-93J10	143-20-1
	87-2		140-27		144-20-1
	88-2		141-30		139-20-2
	89-2		142-30		140-20-2
	90-2	57631-93J00	143-27	58200-93J20	143-20-2
	91-2		144-27		144-20-2
	84-3		145-30		139-20-3
	85-3		146-30		140-20-3
57134-93J00	86-3	57631-93J00	84-20	58200-93J30	143-20-3
	87-3		85-20		144-20-3
	88-3		86-18		139-20-4
	89-3		87-18		140-20-4
	90-3	57300-96810	88-20	58200-93J40	143-20-4
	91-3		89-20		144-20-4
	84-6		90-18		139-20-5
	85-6		91-18		140-20-5

PART NO.	FIG.NO.-REF.NO.	PART NO.	FIG.NO.-REF.NO.	PART NO.	FIG.NO.-REF.NO.
58200-93J50	143-20-5	58200-96J20	139-20-11	61131-96J02-0EP	149-29
	144-20-5		140-20-11		150-29
	139-20-6		143-20-11		151-29
	140-20-6		144-20-11		152-29
58200-93J60	143-20-6	58200-96J30	139-20-12	61131-96J12-0EP	153-29
	144-20-6		140-20-12		154-29
	139-20-7		143-20-12		147-1-1
	140-20-7		144-20-12		148-1-1
58200-93J70	143-20-7	58200-96J40	139-20-13	61131-96J12-0EP	149-1-1
	144-20-7		140-20-13		150-1-1
	139-20-8		143-20-13		151-1-1
	140-20-8		144-20-13		152-1-1
58200-93JA0	143-20-8	58200-96J50	139-20-14	61131-96J12-0EP	153-1-1
	144-20-8		140-20-14		154-1-1
	141-23-1		143-20-14		147-1-2
	142-23-1		144-20-14		148-1-2
58200-93JB0	145-23-1	58200-96JA0	141-23-11	61134-96J00	149-1-2
	146-23-1		142-23-11		150-1-2
	141-23-2		145-23-11		151-1-2
	142-23-2		146-23-11		152-1-2
58200-93JC0	145-23-2	58200-96JB0	141-23-8	61134-96J00	153-1-2
	146-23-2		142-23-8		154-1-2
	141-23-3		145-23-8		147-7
	142-23-3		146-23-8		148-7
58200-93JD0	145-23-3	58200-96JC0	141-23-9	61141-96J02-0EP	149-7
	146-23-3		142-23-9		150-7
	141-23-4		145-23-9		151-7
	142-23-4		146-23-9		152-7
58200-93JE0	145-23-4	58200-96JD0	141-23-10	61141-96J02-0EP	153-7
	146-23-4		142-23-10		154-7
	141-23-5		145-23-10		147-2-1
	142-23-5		146-23-10		148-2-1
58200-93JF0	145-23-5	58200-96JE0	141-23-12	61141-96J12-0EP	149-2-1
	146-23-5		142-23-12		150-2-1
	141-23-6		145-23-12		151-2-1
	142-23-6		146-23-12		152-2-1
58200-93JG0	145-23-6	58200-96JF0	141-23-13	61410-96853-0EP	153-2-1
	146-23-6		142-23-13		154-2-1
	141-23-7		145-23-13		147-2-2
	142-23-7		146-23-13		148-2-2
58200-96J00	145-23-7	61112-96J00	155-2	61410-96853-0EP	149-2-2
	146-23-7		156-2		150-2-2
	139-20-9		157-2		151-2-2
	140-20-9		158-2		152-2-2
58200-96J10	143-20-9	61124-96J01	159-2	61410-96853-0EP	153-2-2
	144-20-9		160-2		154-2-2
	139-20-10		161-2		155-1
	140-20-10		162-2		156-1
	143-20-10		147-29		157-1
	144-20-10		148-29		158-1



PART NO.	FIG.NO.-REF.NO.	PART NO.	FIG.NO.-REF.NO.	PART NO.	FIG.NO.-REF.NO.
61410-96863-0EP	159-1	61439-96J10	161-10	61475-96J10	155-14
	160-1		162-10		156-14
	161-1		155-11		157-14
	162-1		156-11		158-14
61422-96J42	155-22		157-11		159-14
	156-22		158-11		160-14
	157-22		159-11		161-14
	158-22		160-11		162-14
61422-96J52	159-22		161-11	61476-96J10	155-15
	160-22		162-11		156-15
	161-22		155-21-1		157-15
	162-22		156-21-1		158-15
61430-96J10	155-3	61443-96J22	157-21-1		159-15
	156-3		158-21-1		160-15
	157-3		159-21-1		161-15
	158-3		160-21-1		162-15
	159-3		161-21-1	61493-96J00	22-9
	160-3		162-21-1		23-9
	161-3		155-24		24-9
	162-3		156-24		25-9
61431-96J10-0EP	155-8		157-24		26-9
	156-8		158-24		27-9
	157-8		159-24		28-9
	158-8		160-24		29-9
	159-8		161-24	61494-96J00	22-10
	160-8		162-24		23-10
	161-8		155-21-2		24-10
	162-8		156-21-2		25-10
61432-96J10	155-9	61453-96J22	157-21-2		26-10
	156-9		158-21-2		27-10
	157-9		159-21-2		28-10
	158-9		160-21-2		29-10
	159-9		161-21-2	61621-93J00	155-19
	160-9		162-21-2		156-19
	161-9		156-26		157-19
	162-9		158-26		158-19
61435-96J22	155-23		160-26		159-19
	156-23		162-26		160-19
	157-23		155-26		161-19
	158-23		157-26		162-19
61435-96J32	159-23		159-26	61632-93J00	147-17
	160-23		161-26		148-17
	161-23		23-8		149-17
	162-23		25-8		150-17
61438-96J10	155-10		27-8		151-17
	156-10		29-8		152-17
	157-10		22-8		153-17
	158-10		24-8		154-17
	159-10	61472-93E32	26-8		147-18
	160-10		28-8		148-18
		61472-93E40		61633-96J02	

PART NO.	FIG.NO.-REF.NO.	PART NO.	FIG.NO.-REF.NO.	PART NO.	FIG.NO.-REF.NO.
	149-18		151-9		67213-92E00
	150-18		152-9		67220-95630
	151-18		153-9		67221-92E00
	152-18		154-9		196-8
	153-18	61821-96J01-0EP	147-6		67221-92E50
	154-18		148-6		67222-92E00
	147-19		149-6		196-2
	148-19		150-6		67222-92E50
61634-96J02	149-19		151-6		67223-92E00
	150-19		152-6		194-3
	151-19		153-6		196-3
	152-19		154-6		67223-92E50
	153-19	61831-96J02-0EP	147-13		67223-99E10
	154-19		148-13		67224-92E00
	147-20		149-13		194-9
	148-20		150-13		196-9
61641-93J10	149-20		151-13		67224-92E50
	150-20		152-13		198-8
	151-20		153-13		67225-92E00
	152-20		154-13		67225-92E50
	153-20	63610-96J00	64-7		198-9
	154-20		21-29		67226-92E00
	147-21		163-4		194-15
	148-21		164-4		196-15
61645-96J02	149-21	65700-93J00	165-4		67226-92E10
	150-21		166-4		194-16
	151-21		167-4		196-16
	152-21		168-4		196-18
	153-21		169-4		67227-92E00
	154-21		170-4		194-24
	147-22		163-5		196-24
	148-22		164-5		198-23
61673-96J02	149-22	65770-87D00	165-5		67228-92E00
	150-22		166-5		194-18
	151-22		167-5		196-18
	152-22		168-5		198-17
	153-22		169-5		67229-95600
	154-22		170-5		67230-92E00
	147-5		172-56		192-19
	148-5		172-1		194-20
61811-96J01-0EP	149-5	67140-95600	172-56		196-20
	150-5		173-1		196-20
	151-5		174-1		196-20
	152-5		175-1		196-20
	153-5	67200-93J03	176-1		67231-92E00
	154-5		177-1		194-43
	147-9		178-1		196-41
	148-9		179-1		198-40
61817-89J00	149-9	67200-93J13	180-1		67232-92E50
	150-9		181-1		67232-95600
			182-1		192-20
			183-1		194-44
		67200-93J23	184-1		196-42
			185-1		198-41
			186-1		198-41
			187-1		198-41
		67200-93J32	188-1		67232-95620
			189-1		194-29
			190-1		196-28
			191-1		67233-92E00
		67211-92E50	192-1		194-27
			193-1		196-26
			194-1		198-27
			195-1		67234-92E00
		67211-93J00	196-1		194-22
			197-1		196-22
			198-1		198-21
			199-1		198-21
		67211-93J10	200-1		67235-92E00
			201-1		194-28
			202-1		196-27
			203-1		

PART NO.	FIG.NO.-REF.NO.	PART NO.	FIG.NO.-REF.NO.	PART NO.	FIG.NO.-REF.NO.
67236-92E00	198-28 194-33 196-32 198-30	67253-95600	172-28 194-42 196-40 198-39	67287-92E10 67287-92E50 67288-92E00	195-20 194-49 197-19 172-40
67237-92E01	194-34 196-33	67254-92E50 67255-92E50	197-22 197-8		194-4 196-4
67238-87D00 67238-92E00	198-31 172-21 194-35 196-34	67255-99E00 67256-92E50 67256-95600 67257-92E00	172-29 197-11 172-30 193-10	67288-92E10  67288-92E20	194-6 196-6 198-4 193-7
67238-92E50 67239-92E00	198-32 194-36 196-35 198-33	67257-99E00 67258-99E00	195-11 197-12 172-31 172-32		195-7 197-14 193-13 195-14
67239-92E10	194-47 196-45	67259-87D00 67261-92E50	172-33 197-10	67288-92E40	193-9 195-10
67240-92E00	198-29 194-17 196-17	67261-93J00 67261-99E00	193-2 172-34	67288-92E60 67288-92E70 67291-92E00	197-6 197-16 194-7
67240-92E50 67241-92E10	198-16 194-45 196-43	67263-93J00 67264-95600	193-3 195-3 172-36		196-7 198-5 194-38
67241-92E50 67241-99E10 67242-92E50 67243-92E00	198-42 172-22 197-13 194-46	67267-93J00 67267-95610 67269-92E00	172-37-2 172-37-1 194-30 196-29	67291-92E10  67292-94300	196-37 198-36 172-41 194-5
67243-95600 67244-95600 67245-92E00	196-44 172-23 172-24 194-23	67271-92E00 67272-92E10 67273-92E00	193-25 195-26 194-48 195-23	67294-92E00	196-5 198-3 194-10 196-10
67245-95600 67246-92E00	196-23 198-22 172-25 194-37 196-36	67273-92E10 67273-95600	193-23 172-38 193-22 195-22 197-25	67294-95600 67295-92E00 67295-92E10	198-11 172-42 193-24 195-8 193-5
67246-92E50 67251-92E50 67251-93J00	198-34 197-9 193-11 195-12	67274-92E00 67274-92E50 67275-95600	194-41 195-24 197-28 172-39		195-5 197-4 197-18 193-6
67251-99E10 67252-92E10	172-26 194-40 196-39		193-21 195-21 197-24	67296-88D10	194-13 194-31 195-6
67252-95600 67253-92E00	198-35 198-38 172-27 193-14	67281-93J00 67282-93J00 67283-92E50	195-17 193-17 197-26		196-13 196-30 197-15
67253-92E10	195-15 194-39 196-38 198-37	67284-92E50 67286-92E00	197-27 194-19 196-19 198-18 193-20	67296-88D20 67296-88D30 67296-90J00 67296-92E10	198-24 197-17 197-21 172-43 172-16

PART NO.	FIG.NO.-REF.NO.	PART NO.	FIG.NO.-REF.NO.	PART NO.	FIG.NO.-REF.NO.
67296-92E20	194-12 196-12 198-13 194-14 196-14		148-30 149-30 150-30 151-30 152-30	90000	
67296-92E30 67296-92E60	198-15 193-18 195-18 193-12 195-13	67361-93J00	153-30 154-30 147-37 148-37 149-37	99011-96J10-054  99011-96J10-059	200-14-1 202-14-1 204-14-1 206-14-1 200-14-2
67296-92E70	193-8 193-27 195-9 195-28		150-37 151-37 152-37 153-37		201-14 202-14-2 203-14 204-14-2
67296-92E80 67296-94300 67296-94310	194-50 172-44 172-35 197-3	67463-95200 67467-89J01 67500-93J00 67500-93J10	154-37 64-8 171-7 195-29 193-28		205-14 206-14-2 207-14
67296-95600 67296-95610	172-45 172-46 194-26 195-25	67600-93J00 67630-93J00 67700-96J00	199-1 199-5 171-10		
67297-95600 67298-92E50 67300-93J00	172-47 197-2 147-36 148-36	67701-96J00 67721-93J00 67721-96J00	171-2 199-4 171-3	00000	
	149-36 150-36 151-36 152-36 153-36	67725-93E00 67725-93J00 67725-96J00 67726-93J00 67726-99E00	199-6 199-2 171-4 199-3 171-5 199-7	01421-08257 01547-06167	21-24 155-20 156-20 157-20 158-20 159-20
67320-93J00 67320-93J10 67320-93J20	154-36 172-57-1 172-57-2 172-57-3	67728-99E00 68111-96J00	171-6 155-25 156-25 157-25	01547-06207	160-20 161-20 162-20 1-5
67320-93J30 67320-93J40 67320-93J50 67320-93J60 67320-93J70 67320-93J80 67341-96J00	172-57-4 172-57-5 172-57-6 172-57-7 172-57-8 172-57-9 147-34 148-34 149-34 150-34 151-34 152-34 153-34 154-34 147-30		158-25 159-25 160-25 161-25 162-25 172-48 22-11 23-11 24-11 25-11 26-11 27-11 28-11 29-11		2-5 3-5 4-5 5-5 6-5 7-5 8-5 101-9 1-26 2-26 3-26 4-26 5-26 6-26 7-26

PART NO.	FIG.NO.-REF.NO.	PART NO.	FIG.NO.-REF.NO.	PART NO.	FIG.NO.-REF.NO.
01547-06507	8-26		106-22		157-7
	1-27		106-28		157-12
	2-27		107-22		157-16
	3-27		107-28		158-7
	4-27		108-22		158-12
01550-05107	5-27		108-28		158-16
	6-27		109-22		159-7
	7-27		109-28		159-12
	8-27		110-22		159-16
	147-28		110-28		160-7
	148-28		155-18		160-12
	149-28		156-18		160-16
	150-28		157-18		161-7
	151-28		158-18		161-12
	152-28		159-18		161-16
01550-06127	153-28		160-18		162-7
	154-28		161-18		162-12
	21-31		162-18		162-16
	39-30	01550-06167	21-15	01550-0616A	65-7
	39-31		39-32	01550-06207	22-4
	40-30		40-32		22-7
	40-31		41-32		23-4
	41-30		42-32		23-7
	41-31		43-32		24-4
	42-30		44-32		24-7
	42-31		45-32		25-4
	43-30		46-32		25-7
	43-31		47-21		26-4
	44-30		48-21		26-7
	44-31		49-21		27-4
	45-30		50-21		27-7
	45-31		51-21		28-4
	46-30		52-21		28-7
	46-31		53-21		29-4
	64-21		54-21		29-7
	67-25		64-15		68-10
	93-11		147-35		69-10
	94-11		148-35		70-10
	95-11		149-35		71-10
	96-11		150-35		72-10
	97-11		151-35		73-10
	98-11		152-35		74-10
	99-11		153-35		75-10
	100-11		154-35		130-18
	103-22		155-7	01550-0620A	12-16
	103-28		155-12	01550-06257	11-3
	104-22		155-16		11-6
	104-28		156-7		13-9
	105-22		156-12		14-9
	105-28		156-16		15-9

PART NO.	FIG.NO.-REF.NO.	PART NO.	FIG.NO.-REF.NO.	PART NO.	FIG.NO.-REF.NO.
	16-9		5-13		4-15
	17-11		6-12		5-15
	18-11		6-13		6-15
	19-11		7-12		7-15
	20-11		7-13		8-15
	21-25		8-12	01550-08557	9-19
	63-8		8-13		21-14-1
	64-16		39-34	01550-08607	1-16
	101-6		40-34		2-16
	101-7		41-34		3-16
01550-06307	130-6		42-34		4-16
	22-5		43-34		5-16
	23-5		44-34		6-16
	24-5		45-34		7-16
	25-5		46-34		8-16
	26-5	01550-0825A	11-30		21-14-2
	27-5		12-10		30-11
	28-5	01550-08307	21-26	01550-08657	64-17
	29-5		130-28	01550-0870A	65-8
	30-3	01550-0830A	130-14	01550-1020A	11-17
01550-08167	9-18	01550-08357	31-19	01570-06127	147-32
	39-33		32-19		148-32
	40-33		33-19		149-32
	41-33		34-19		150-32
	42-33		35-19		151-32
	43-33		36-19		152-32
	44-33		37-19		153-32
	45-33		38-19		154-32
01550-08207	46-33		66-4	02112-0408A	31-13
	1-21		92-22		32-13
	2-21	01550-0835A	1-14		33-13
	3-21		2-14		34-13
	4-21		3-14		35-13
	5-21		4-14		36-13
	6-21		5-14		37-13
	7-21		6-14		38-13
	8-21		7-14	02112-05107	31-15
	9-15		8-14		32-15
	21-33		12-14		33-15
	30-8	01550-08407	31-20		34-15
	92-21		32-20		35-15
01550-08257	1-12		33-20		36-15
	1-13		34-20		37-15
	2-12		35-20		38-15
	2-13		36-20	02112-05127	21-17
	3-12		37-20	02112-0612A	1-25
	3-13		38-20		2-25
	4-12	01550-08457	1-15		3-25
	4-13		2-15		4-25
	5-12		3-15		5-25

PART NO.	FIG.NO.-REF.NO.	PART NO.	FIG.NO.-REF.NO.	PART NO.	FIG.NO.-REF.NO.
02112-34167	6-25		156-13	08110-62080	12-3
	7-25		157-4	08113-60100	84-33
	8-25		157-13		85-33
	21-16		158-4		88-33
	111-4		158-13		89-33
02112-35167	112-4		159-4	08211-30382	84-11-1
02142-0408B	113-4		159-13		85-11-1
	114-4		160-4		88-11-1
	115-4		160-13		89-11-1
	116-4		161-4	08211-30384	84-11-5
	117-4		161-13		85-11-5
	118-4		162-4		88-11-5
	31-3		162-13		89-11-5
	32-3		11-12	08211-30385	84-11-8
	33-3		11-21		85-11-8
	34-3	04221-04089	10-5		88-11-8
02142-05107	35-3	04221-08129	11-18	08221-16256	89-11-8
	36-3		84-39		84-9
	37-3		85-39		85-9
	38-3		88-39		86-9
	68-12		89-39		87-9
	69-12	06111-07004	141-4	08310-00067	88-9
	70-12		142-4		89-9
	71-12		145-4		90-9
	72-12		146-4		91-9
	73-12		84-23		103-18
02142-05167	74-12		85-23		104-18
	75-12		86-21		105-18
	155-6		87-21		106-18
	156-6		88-23		107-18
	157-6		89-23		108-18
	158-6	06111-11004	90-21	08316-10087	109-18
	159-6		91-21		110-18
	160-6		84-24		21-27
	161-6		85-24		103-2
	162-6		86-22		104-2
02142-06167	103-6	07130-06167	87-22	08321-01067	105-2
	104-6		88-24		106-2
	105-6		89-24		107-2
	106-6		90-22		108-2
	107-6		91-22		109-2
	108-6		93-8		110-2
	109-6		94-8		103-19
	110-6		95-8		104-19
	21-18		96-8		105-19
	192-22		97-8		106-19
03121-0516A	192-32	08110-60020	98-8		107-19
03542-05169	155-4		99-8		108-19
	155-13		100-8		109-19
	156-4		65-9		110-19

PART NO.	FIG.NO.-REF.NO.	PART NO.	FIG.NO.-REF.NO.	PART NO.	FIG.NO.-REF.NO.
08322-01107	64-18		2-3	09108-10150	131-3
08331-41359	68-21		3-3		132-3
	69-21		4-3		133-3
	70-21		5-3		134-3
	71-21		6-3		135-3
	72-21	09103-06278 09103-06281	7-3	09116-05010	136-3
	73-21		8-3		137-3
	74-21		119-16		138-3
	75-21		1-20		102-16
09100-08232	172-49		2-20	09116-06094	139-13
09100-12052	139-3		3-20		140-13
	140-3		4-20		141-16
	141-6		5-20		142-16
	142-6		6-20		143-13
	143-3		7-20		144-13
	144-3		8-20	09116-06121	145-16
	145-6		9-14		146-16
	146-6		30-7		63-4
09100-12085	119-7-2		120-14		119-13
09100-12086	119-7-1		121-14		130-23
09100-12092	119-7-3		122-14	09116-06127	147-23
09100-14004	131-15		123-14		148-23
	132-15		124-14		149-23
	133-15		125-14		150-23
	134-15		126-14		151-23
	135-15		127-14		152-23
	136-15		130-13	09116-06202	153-23
	137-15		11-31		154-23
	138-15		12-6		39-17
09103-06093	67-17		11-19		40-17
	102-4		11-20		41-17
09103-06211	102-5		10-11		42-17
	130-21		9-4		43-17
	47-22		93-2		44-17
	48-22		94-2		45-17
	49-22		95-2		46-17
	50-22	09106-05030	96-2	09116-08128	67-11
	51-22		97-2	09116-08131	55-14
	52-22		98-2		56-14
	53-22		99-2		57-14
	54-22		100-2		58-14
09103-06231	93-9		93-6	09116-08137	59-14
	94-9		94-6		60-14
	95-9		95-6		61-14
	96-9		96-6		62-14
	97-9		97-6		139-9
	98-9	09106-06075	98-6		140-9
	99-9		99-6		141-12
	100-9		100-6		142-12
09103-06266	1-3		9-7		143-9

PART NO.	FIG.NO.-REF.NO.	PART NO.	FIG.NO.-REF.NO.	PART NO.	FIG.NO.-REF.NO.
09116-10131	144-9	09118-08127	147-14		135-10
	145-12		148-14		135-20
	146-12		149-14		136-10
	128-18		150-14		136-20
	131-16		151-14		137-10
	132-16	09119-06047	152-14	09126-05003	137-20
	133-16		153-14		138-10
	134-16		154-14		138-20
	135-16		64-9		172-50
	136-16		198-26		194-25
09116-10135	137-16	09125-04004	197-7	09126-06006	196-25
	138-16		172-15		55-13
	130-35		194-21		56-13
	130-26		196-21		57-13
	130-36		198-20		58-13
09116-10136	131-17	09125-05042	193-29	09132-04034	59-13
	132-17		195-30		60-13
	133-17		120-7		61-13
	134-17		120-20		62-13
	135-17		120-27		147-10
09116-10137	136-17	09125-05135	121-7	09136-06148	148-10
	137-17		121-20		149-10
	138-17		121-27		150-10
	130-27		122-7		151-10
	67-21		122-20		152-10
09116-10139	131-2-1	09125-06063	122-27	09137-04004	153-10
	131-2-2		123-7		154-10
	132-2-1		123-20		111-6
	132-2-2		123-27		112-6
	133-2-1		124-7		113-6
	133-2-2		124-20		114-6
	134-2-1		124-27		115-6
	134-2-2		125-7		116-6
	135-2-1		125-20		117-6
	135-2-2		125-27		118-6
	136-2-1		126-7	09139-06135	147-3-1
	136-2-2		126-20		147-3-2
	137-2-1		126-27		148-3-1
	137-2-2		127-7		148-3-2
	138-2-1		127-20		149-3-1
09116-10146	138-2-2		127-27		149-3-2
	67-20		128-24		150-3-1
	139-4		131-10		150-3-2
	140-4		131-20		151-3-1
	141-7		132-10		151-3-2
09116-10150	142-7		132-20		152-3-1
	143-4		133-10		152-3-2
	144-4		133-20		153-3-1
	145-7		134-10		153-3-2
	146-7		134-20		154-3-1

PART NO.	FIG.NO.-REF.NO.	PART NO.	FIG.NO.-REF.NO.	PART NO.	FIG.NO.-REF.NO.
09139-06147	154-3-2	09159-22006	119-5	09160-08079	11-27
	147-4		84-4		76-10
	148-4		85-4		77-10
	149-4		86-4		78-10
	150-4		87-4		79-10
	151-4	09159-28003	88-4	09160-08151	80-10
	152-4		89-4		81-10
	153-4		90-4		82-10
	154-4		91-4		83-10
	64-10		193-19		11-32
09140-05005	193-31	09160-05024	195-19	09160-10039	10-12
	195-32		111-3		131-5
	172-51		112-3		132-5
	194-32		113-3		133-5
	196-31		114-3		134-5
09140-06020	198-10	09160-05029	115-3	09160-10141	135-5
	120-21		116-3		136-5
	121-21		117-3		137-5
	122-21		118-3		138-5
	123-21		193-30		139-5
09140-10032	124-21	09160-05045	195-31	09160-12066	140-5
	125-21		21-28		141-8
	126-21		147-31		142-8
	127-21		148-31		143-5
	84-8	09160-06047	149-31		144-5
09140-16021	85-8		150-31	09160-13014	145-8
	86-8		151-31		146-8
	87-8		152-31		147-24
	88-8		153-31		148-24
	89-8		154-31		149-24
09141-18005	90-8	09160-06055	171-9		150-24
	91-8		64-11		151-24
	139-24		120-22		152-24
	140-24		121-22		153-24
	141-27		122-22		154-24
	142-27	09160-06066	123-22	09160-13016	119-9
	143-24		124-22		119-10
	144-24		125-22		130-33
	145-27		126-22		131-18
	146-27		127-22		131-19
09159-05019	155-5	09160-06094	68-6	09160-16050	132-18
	156-5		69-6		132-19
	157-5		70-6		133-18
	158-5		71-6		133-19
	159-5		72-6		134-18
	160-5	09159-12062	73-6	09160-06104	134-19
	161-5		74-6		135-18
	162-5		75-6		135-19
	119-8		172-52		136-18
	130-32		197-20		136-19

PART NO.	FIG.NO.-REF.NO.	PART NO.	FIG.NO.-REF.NO.	PART NO.	FIG.NO.-REF.NO.
09160-18028	137-18	09160-35002	87-25	09162-10005	87-11
	137-19		90-25		88-12
	138-18		91-25		89-12
	138-19		86-10-6		90-11
	139-25		87-10-6		91-11
09160-18031	140-25	09160-35003	90-10-6	09164-14008	128-20
	141-28		91-10-6		147-25
	142-28		86-10-8		148-25
	143-25		87-10-8		149-25
	144-25		90-10-8		150-25
09160-30036	145-28	09160-35004	91-10-8	09168-10034	151-25
	146-28		86-10-4		152-25
	130-24		87-10-4		153-25
	84-11-2		90-10-4		154-25
	85-11-2		91-10-4		139-11
09160-30037	88-11-2	09160-35006	86-10-5		140-11
	89-11-2		87-10-5		141-14
	84-11-3		90-10-5		142-14
	85-11-3		91-10-5		143-11
	88-11-3		86-10-7		144-11
09160-30038	89-11-3	09160-35008	87-10-7	09168-12012	145-14
	84-11-4		90-10-7		146-14
	85-11-4		91-10-7		67-13
	88-11-4		86-10-9		39-18
	89-11-4		87-10-9		41-18
09160-30039	84-11-6	09160-35010	90-10-9	09168-12013	43-18
	85-11-6		91-10-9		45-18
	88-11-6		86-10-3		1-8
	89-11-6		87-10-3		2-8
	84-11-7		90-10-3		3-8
09160-30041	85-11-7	09160-35013	91-10-3	09168-16009	4-8
	88-11-7		86-10-2		5-8
	89-11-7		87-10-2		6-8
	84-11-9		90-10-2		7-8
	85-11-9		91-10-2		8-8
09160-30042	88-11-9	09160-35015	86-10-1	09169-06053	103-4
	89-11-9		87-10-1		104-4
	84-11-10		90-10-1		105-4
	85-11-10		91-10-1		106-4
	88-11-10		120-8		107-4
09160-30043	89-11-10	09160-39001	121-8	09169-06062	108-4
	84-11-11		122-8		109-4
	85-11-11		123-8		110-4
	88-11-11		124-8		39-19
	89-11-11		125-8		40-19
09160-30044	86-24	09160-75002	126-8	09169-06062	41-19
	87-24		127-8		42-19
	90-24		84-12		43-19
	91-24		85-12		44-19
	86-25		86-11		45-19

PART NO.	FIG.NO.-REF.NO.	PART NO.	FIG.NO.-REF.NO.	PART NO.	FIG.NO.-REF.NO.
09169-08039	46-19	09181-50007	84-14-5	09181-50008	86-7-3
	101-4		85-14-5		86-12-3
	147-15		88-14-5		87-7-3
	148-15		89-14-5		87-12-3
	149-15		84-14-6		88-7-3
09169-08042	150-15	09181-50009	85-14-6	09181-60007	89-7-3
	151-15		88-14-6		90-7-3
	152-15		89-14-6		90-12-3
	153-15		84-14-7		91-7-3
	154-15		85-14-7		91-12-3
09169-28003	31-17	09181-50010	88-14-7	09181-50012	84-7-4
	32-17		89-14-7		85-7-4
	33-17		84-14-8		86-7-4
	34-17		85-14-8		86-12-4
	35-17		88-14-8		87-7-4
09180-05047	36-17	09181-50013	89-14-8	09181-60008	87-12-4
	37-17		84-14-2		88-7-4
	38-17		85-14-2		89-7-4
	120-11		88-14-2		90-7-4
	121-11		89-14-2		90-12-4
09180-06230	122-11	09181-60004	84-14-1	09181-60009	91-7-4
	123-11		85-14-1		91-12-4
	124-11		88-14-1		84-7-5
	125-11		89-14-1		85-7-5
	126-11		84-7-1		86-7-5
09180-08167	127-11	09181-12167	85-7-1		86-12-5
	21-7		86-7-1		87-7-5
	64-12		86-12-1		87-12-5
	30-10		87-7-1		88-7-5
	84-25		87-12-1		89-7-5
09180-25082	85-25	09181-39001	88-7-1	09181-60005	90-7-5
	88-25		89-7-1		90-12-5
	89-25		90-7-1		91-7-5
	65-5		90-12-1		91-12-5
	120-9		91-7-1		84-7-6
09181-12167	121-9	09181-50005	91-12-1	09181-60006	85-7-6
	122-9		84-7-2		86-7-6
	123-9		85-7-2		86-12-6
	124-9		86-7-2		87-7-6
	125-9		86-12-2		87-12-6
09181-39001	126-9	09181-50006	87-7-2	09181-60010	88-7-6
	127-9		87-12-2		89-7-6
	84-14-3		88-7-2		90-7-6
	85-14-3		89-7-2		90-12-6
	88-14-3		90-7-2		91-7-6
09181-50005	89-14-3	09181-60006	90-12-2		91-12-6
	84-14-4		84-7-3		84-7-7
	85-14-4		85-7-3		85-7-7
	88-14-4		86-7-3		86-7-7
	89-14-4		85-7-3		86-12-7

PART NO.	FIG.NO.-REF.NO.	PART NO.	FIG.NO.-REF.NO.	PART NO.	FIG.NO.-REF.NO.
09181-60011	87-7-7	09181-75009	90-13-5	09181-75015	84-15-8
	87-12-7		91-13-5		85-15-8
	88-7-7		84-15-7		86-13-8
	89-7-7		85-15-7		87-13-8
	90-7-7		86-13-7		88-15-8
	90-12-7	09181-75010	87-13-7	09181-75016	89-15-8
	91-7-7		88-15-7		90-13-8
	91-12-7		89-15-7		91-13-8
	84-7-8		90-13-7		84-15-10
	85-7-8		91-13-7		85-15-10
	86-7-8		84-15-9		86-13-10
	86-12-8		85-15-9		87-13-10
	87-7-8		86-13-9		88-15-10
	87-12-8		87-13-9		89-15-10
	88-7-8		88-15-9		90-13-10
09181-60012	89-7-8	09181-75011	89-15-9	09181-75018	91-13-10
	90-7-8		90-13-9		84-15-1
	90-12-8		91-13-9		85-15-1
	91-7-8		84-15-11		86-13-1
	91-12-8		85-15-11		87-13-1
	84-7-9		86-13-11		88-15-1
	85-7-9		87-13-11		89-15-1
	86-7-9		88-15-11		90-13-1
	86-12-9		89-15-11		91-13-1
	87-7-9		90-13-11	09181-75019	84-15-2
09181-60013	87-12-9	09181-75012	91-13-11		85-15-2
	88-7-9		84-15-3		86-13-2
	89-7-9		85-15-3		87-13-2
	90-7-9		86-13-3		88-15-2
	90-12-9		87-13-3		89-15-2
	91-7-9		88-15-3		90-13-2
	91-12-9		89-15-3		91-13-2
	84-7-10		90-13-3	09202-04022	147-26
	85-7-10		91-13-3		148-26
	86-7-10	09181-75013	84-15-4		149-26
09181-60014	86-12-10		85-15-4		150-26
	87-7-10		86-13-4		151-26
	87-12-10		87-13-4		152-26
	88-7-10		88-15-4		153-26
	89-7-10		89-15-4		154-26
	90-7-10		90-13-4	09202-05032	11-23
	90-12-10		91-13-4		13-6
	91-7-10	09181-75014	84-15-6		14-6
	91-12-10		85-15-6		15-6
	84-15-5		86-13-6		16-6
09181-75008	85-15-5		87-13-6		17-8
	86-13-5		88-15-6		18-8
	87-13-5		89-15-6		19-8
	88-15-5		90-13-6		20-8
	89-15-5		91-13-6	09202-05033	13-4

PART NO.	FIG.NO.-REF.NO.	PART NO.	FIG.NO.-REF.NO.	PART NO.	FIG.NO.-REF.NO.
09202-06031	14-4	09204-03003	70-7	09247-14041	2-11
	15-4		71-7		3-11
	16-4		72-7		4-11
	17-5		73-7		5-11
	18-5		74-7		6-11
	19-5		75-7		7-11
	20-5		120-23		8-11
	55-15		121-23		39-20
	56-15		122-23		41-20
	57-15		123-23		43-20
09202-08006	58-15	09205-02006	124-23	09248-12009	45-20
	59-15		125-23		40-20
	60-15		126-23		42-20
	61-15		127-23		44-20
	62-15		139-26		46-20
	93-3		140-26		67-14
	94-3		141-29	09248-12011	68-18
	95-3		142-29		69-18
	96-3		143-26		70-18
	97-3		144-26		71-18
09202-08007	98-3	09205-10006	145-29		72-18
	99-3		146-29		73-18
	100-3		76-4		74-18
	67-12		77-4		75-18
	131-6		78-4	09248-18010	130-25
	132-6		79-4		9-5
	133-6		80-4	09250-21003	147-38
	134-6		81-4		148-38
	135-6		82-4		149-38
	136-6		83-4		150-38
09202-08008	137-6	09206-08001	68-22		151-38
	138-6		69-22		152-38
	139-7		70-22		153-38
	140-7		71-22		154-38
	141-10		72-22	09251-09002	163-1
	142-10		73-22		164-1
	143-7		74-22		165-1
	144-7		75-22		166-1
	145-10		1-4		167-1
09204-01006	146-10	09206-14004	2-4		168-1
	84-19		3-4		169-1
	85-19		4-4	09260-10005	170-1
	86-17		5-4		68-23
	87-17		6-4		69-23
	88-19		7-4		70-23
	89-19		8-4		71-23
	90-17		130-7		72-23
	91-17		130-15		73-23
	68-7	09206-15001	9-3		74-23
	69-7		1-11		75-23

PART NO.	FIG.NO.-REF.NO.	PART NO.	FIG.NO.-REF.NO.	PART NO.	FIG.NO.-REF.NO.
09262-17019	68-20	09280-00040	89-16	09280-70012	89-36
	69-20		90-14		90-37
	70-20		91-14		91-37
	71-20		84-28		12-7
	72-20		85-28		76-7
09262-40018	73-20	09280-05007	86-29	09282-08005	77-7
	74-20		87-29		78-7
	75-20		88-28		79-7
	12-4		89-28		80-7
	84-27		90-29		81-7
09263-30023	85-27	09280-09008	91-29	09282-24004	82-7
	86-28		9-8		83-7
	87-28		67-24		84-37
	88-27		67-4		85-37
	89-27		1-18		86-38
09263-32017	90-28	09280-16005	2-18	09282-30006	87-38
	91-28		3-18		88-37
	139-2		4-18		89-37
	140-2		5-18		90-38
	141-2		6-18		91-38
09263-50009	142-2	09280-22020	7-18	09282-39001	84-29
	143-2		8-18		85-29
	144-2		9-12		86-30
	145-2		30-5		87-30
	146-2		65-6		88-29
09265-50002	86-34	09280-26006	11-8	09283-32044	89-29
	87-34		63-3		90-30
	90-34		130-5		91-30
	91-34		21-8		120-12
	141-5		47-17		121-12
09269-30014	142-5	09280-29006	48-17	09283-91001	122-12
	145-5		49-17		123-12
	146-5		50-17		124-12
	86-26		51-17		125-12
	87-26		52-17		126-12
09269-32001	90-26	09280-33004	53-17	09283-91001	127-12
	91-26		54-17		12-5
	84-5		76-11		10-13
	85-5		77-11		13-18
	86-5		78-11		14-18
09269-75002	87-5	09280-60007	79-11	09289-05012	15-18
	88-5		80-11		16-18
	89-5		81-11		17-20
	90-5		82-11		18-20
	91-5		83-11		19-20
09269-75002	84-16	09280-66004	84-36	09289-18001	20-20
	85-16		85-36		68-19
	86-14		86-37		69-19
	87-14		87-37		70-19
	88-16		88-36		71-19

PART NO.	FIG.NO.-REF.NO.	PART NO.	FIG.NO.-REF.NO.	PART NO.	FIG.NO.-REF.NO.
09306-06004	72-19	09320-08076	42-22	09329-10022	42-36
	73-19		43-22		43-36
	74-19		44-22		44-36
	75-19		45-22		45-36
	68-8		46-22		46-36
09306-10001	69-8	09320-08501	1-29	09329-14002	155-17
	70-8		2-29		156-17
	71-8		3-29		157-17
	72-8		4-29		158-17
	73-8		5-29		159-17
09306-13007	74-8	09320-09016	6-29	09343-75001-600	160-17
	75-8		7-29		161-17
	64-13		8-29		162-17
	68-3		39-21		9-10
	69-3		40-21		39-23
09306-17001	70-3	09320-09039	41-21	09352-50823-00B	39-24
	71-3		42-21		39-25
	72-3		43-21		40-23
	73-3		44-21		40-24
	74-3		45-21		40-25
09320-04009	75-3	09320-11013	46-21	09320-20008	41-23
	147-27		101-5		41-24
	148-27		63-23		41-25
	149-27		147-16		42-23
	150-27		148-16		42-24
09320-07015	151-27	09320-12072	149-16	09320-20008	42-25
	152-27		150-16		43-23
	153-27		151-16		43-24
	154-27		152-16		43-25
	128-21		153-16		44-23
09320-08021	103-5	09320-20008	154-16	09352-50823-600	44-24
	104-5		31-18		44-25
	105-5		32-18		45-23
	106-5		33-18		45-24
	107-5		34-18		45-25
09320-08062	108-5	09321-08005	35-18		46-23
	109-5		36-18		46-24
	110-5		37-18		46-25
	21-9		38-18		31-28
	103-9		31-26		32-28
	104-9		32-26		33-28
	105-9		33-26		34-28
	106-9		34-26		35-28
	107-9		35-26		36-28
	108-9		36-26		37-28
	109-9		37-26		38-28
	110-9		38-26		31-27
	39-22		39-36		31-31
	40-22		40-36		32-27
	41-22		41-36		32-31



PART NO.	FIG.NO.-REF.NO.	PART NO.	FIG.NO.-REF.NO.	PART NO.	FIG.NO.-REF.NO.
	33-27	09360-14009	39-27		168-2
	33-31		41-27		169-2
	34-27		43-27		170-2
	34-31		45-27	09380-17009	128-22
	35-27	09360-14014	40-27	09380-38003	120-10
	35-31		42-27		121-10
	36-27		44-27		122-10
	36-31		46-27		123-10
	37-27	09362-09008	139-18		124-10
	37-31		140-18		125-10
	38-27		141-21		126-10
	38-31		142-21		127-10
09352-50903-00B	63-16-1		143-18	09381-40003	84-30
09352-50903-600	63-9		144-18		85-30
	63-10		145-21		86-31
	63-11		146-21		87-31
	63-12	09363-08004	39-28		88-30
	63-13		41-28		89-30
	63-14		43-28		90-31
	63-15		45-28		91-31
	63-16-2	09364-06010	31-32	09383-08004	68-4
	183-6		32-32		69-4
	184-6		33-32		70-4
	185-6		34-32		71-4
	186-6		35-32		72-4
	187-6		36-32		73-4
	188-6		37-32		74-4
	189-6		38-32		75-4
	190-6	09367-06002	63-18	09383-08005	64-14
09352-90133-600	63-17	09367-06006	183-7	09385-06012	171-8
09355-35754-601	21-10		184-7	09387-38002	131-8
	21-11		185-7		132-8
	21-12		186-7		133-8
	21-13		187-7		134-8
09355-40805-00B	139-17		188-7		135-8
	140-17		189-7		136-8
	141-20		190-7		137-8
	142-20	09367-10001	47-4		138-8
	143-17		48-4	09387-45001	84-32
	144-17		49-4		85-32
	145-20		50-4		86-33
	146-20		51-4		87-33
09360-12008	39-26		52-4		88-32
	41-26		53-4		89-32
	43-26		54-4		90-33
	45-26		163-2		91-33
09360-12013	40-26		164-2	09401-08412	31-23
	42-26		165-2		31-29
	44-26		166-2		32-23
	46-26		167-2		32-29

PART NO.	FIG.NO.-REF.NO.	PART NO.	FIG.NO.-REF.NO.	PART NO.	FIG.NO.-REF.NO.
	33-23		168-3		105-23
	33-29		169-3		106-23
	34-23		170-3		107-23
	34-29	09401-13424	47-19		108-23
	35-23		48-19		109-23
	35-29		49-19		110-23
	36-23		50-19	09403-20307	102-13
	36-29		51-19	09403-20308	103-24
	37-23		52-19		104-24
	37-29		53-19		105-24
	38-23		54-19		106-24
	38-29	09401-13425	63-20		107-24
09401-08413	63-19	09401-18410	1-31		108-24
	183-8		2-31		109-24
	184-8		3-31		110-24
	185-8		4-31	09407-08401	192-4
	186-8		5-31		192-24
	187-8		6-31		192-34
	188-8		7-31	09407-10404	103-31
	189-8		8-31		104-31
	190-8	09401-22407	67-7		105-31
09401-11423	47-10	09401-31407	63-21		106-31
	47-18	09403-05312	21-30		107-31
	48-10	09403-11314	64-20		108-31
	48-18	09403-12412	111-7		109-31
	49-10		112-7		110-31
	49-18		113-7		131-21
	50-10		114-7		132-21
	50-18		115-7		133-21
	51-10		116-7		134-21
	51-18		117-7		135-21
	52-10	09403-13408	118-7		136-21
	52-18		31-33		137-21
	53-10		32-33		138-21
	53-18		33-33		139-19
	54-10		34-33		140-19
	54-18		35-33		141-22
09401-11425	39-29		36-33		142-22
	40-29		37-33		143-19
	41-29		38-33		144-19
	42-29		93-10		145-22
	43-29		94-10		146-22
	44-29		95-10		183-10
	45-29		96-10		184-10
	46-29		97-10		185-10
09401-13423	163-3		98-10		186-10
	164-3		99-10		187-10
	165-3		100-10		188-10
	166-3	09403-18409	103-23		189-10
	167-3		104-23		190-10

PART NO.	FIG.NO.-REF.NO.	PART NO.	FIG.NO.-REF.NO.	PART NO.	FIG.NO.-REF.NO.
09407-14403	102-7		36-34		61-16
	103-25		37-34		62-16
	104-25		38-34	09440-07051	68-24
	105-25		103-27-1		69-24
	106-25		104-27-1		70-24
-----	107-25		105-27-1		71-24
	108-25		106-27-1		72-24
	109-25		107-27-1		73-24
	110-25		108-27-1		74-24
	111-25		109-27-1		75-24
09407-14407	102-14		110-27-1	09440-09040	84-22
	103-26	09408-00024	103-27-2		85-22
	104-26		104-27-2		86-20
	105-26		105-27-2		87-20
	106-26		106-27-2		88-22
-----	107-26		107-27-2	09440-19028	89-22
	108-26		108-27-2		90-20
	109-26		109-27-2		91-20
	110-26		110-27-2		120-24
	111-11				121-24
-----	111-16	09408-00060	63-22		122-24
	112-11	09408-00078	31-35		123-24
	112-16		32-35		124-24
	113-11		33-35		125-24
	113-16		34-35		126-24
-----	114-11		35-35		127-24
	114-16		36-35	09440-52003	84-21
	115-11		37-35		85-21
	115-16	09408-00105	38-35		86-19
	116-11		47-20		87-19
	116-16		48-20		88-21
-----	117-11		49-20	09443-10043	89-21
	117-16		50-20		90-19
	118-11		51-20		91-19
	118-16		52-20		120-25
	181-6		53-20		121-25
-----	181-18		54-20		122-25
	147-33	09409-05302-5PK	147-8		123-25
	148-33		148-8		124-25
	149-33		149-8		125-25
	150-33		150-8		126-25
-----	151-33		151-8	09471-12028	127-25
	152-33		152-8		181-4
	153-33		153-8		173-5
	154-33		154-8		174-5
	21-1	09420-05009	55-16		175-5
-----	31-34		56-16		176-5
	32-34		57-16		177-5
	33-34		58-16		178-5
	34-34		59-16		179-5
	35-34		60-16		

PART NO.	FIG.NO.-REF.NO.	PART NO.	FIG.NO.-REF.NO.	PART NO.	FIG.NO.-REF.NO.
09471-12103	180-5	09481-30501	103-15-2		
	181-22		104-15-2		
	173-2		105-15-2		
	174-2		106-15-2		
	175-2		107-15-2		
-----	176-2	09481-60401	108-15-2		
	177-2		109-15-2		
	178-2		110-15-2		
	179-2		103-16-2		
	180-2		104-16-2		
-----	181-2		105-16-2		
	181-9		106-16-2		
	181-13		107-16-2		
	181-15		108-16-2		
	181-19		109-16-2		
09481-05501	191-5	09482-00427	110-16-2		
09481-10501	191-12		1-32		
	103-15-1		2-32		
	104-15-1		3-32		
	105-15-1		4-32		
-----	106-15-1		5-32		
	107-15-1		6-32		
	108-15-1		7-32		
	109-15-1		8-32		
	110-15-1	09800-81840	155-27		
-----	172-55		156-27		
	103-30		157-27		
	104-30		158-27		
	105-30		159-27		
-----	106-30		160-27		
	107-30		161-27		
	108-30		162-27		
	109-30				
	110-30				
-----	103-16-1				
	104-16-1				
	105-16-1				
	106-16-1				
	107-16-1				
-----	108-16-1				
	109-16-1				
	110-16-1				
	183-11				
	184-11				
-----	185-11				
	186-11				
	187-11				
	188-11				
	189-11				
-----	190-11				

## SUZUKI **DF150/175** PARTS CATALOGUE

---

SUZUKI MOTOR CORPORATION All rights reserved

No part of this document may be reproduced or transmitted in any form or by any means, electronic or mechanical, for any purpose, without the express written permission of Suzuki Motor Corporation.

SUZUKI MOTOR CORPORATION

Technical Readiness Group, Quality Administration Department

300 Takatsuka, Minami, Hamamatsu, Japan

---

Reprint Prohibited

# **SUZUKI MOTOR CORPORATION**